



FULL LINE CONDENSED CATALOG

\$6.50



FAIRCHILD

FULL LINE CONDENSED CATALOG



FAIRCHILD

464 Ellis Street, Mountain View, California 94042

©1978 Fairchild Camera and Instrument Corporation/464 Ellis Street, Mountain View, California 94042/(415) 962-5011/TWX 910-379-6435
Fairchild reserves the right to make changes in the circuitry or specifications in this book at any time without notice.
Manufactured under one of the following U.S. Patents: 2981877, 3015048, 3064167, 3108359, 3117260; other patents pending.

INTRODUCTION

This full line condensed catalog is quick reference source on all Fairchild semiconductor products. It contains three basic types of information — numerical product listing, short-form data and general reference material — organized into the following sections:

Section 1 — Product Index

Numerical index listing device types, general product category, and the catalog page and line item number where the actual short-form data can be found.

Due to the complexity and variety of device numbering systems now used in the semiconductor industry, the product index is organized in a numeric-alpha sequence. Device order is dependent first on the numeric value of the first digit on the left, then on the value of the second digit, then the third et cetera, regardless of the total numeric value of the device number. For example, device number 10000 will precede device number 900. Device number 54107 will follow 5410 and precede device number 5411. Device numbers containing a letter of the alphabet are placed after devices containing no alpha character. For example, the 74H series of device numbers follows the last 7400 series number, 7497.

Sections 2 through 11 — Selection Guides

Diodes, Transistors, Optoelectronics, Charge-Coupled Devices, Hybrids, Linear, Interface, Digital, Memories, Microcomputers are organized into functional selection guides for easy reference. More complete product data is available from Fairchild in data books, application handbooks or notes, and individual data sheets.

Section 12 — Aerospace and Defense

Lists currently qualified Jan QPL products.

Section 13 — Logic/Connection Diagrams

Logic and/or connection diagrams organized by product types in the order shown in the Table of Contents.

Section 14 — Ordering Information and Package Outlines

Section 15 — Sales Offices, Representatives and Distributors

TABLE OF CONTENTS

SECTION 1 PRODUCT INDEX	1-3
 SECTION 2 DIODES	
Computer Diodes	2-3
Low Leakage Diodes	2-4
High Voltage Switching Diodes	2-5
General Purpose Diodes	2-5
Military Qualified Small Signal Diodes	2-6
Hot Carrier Diodes	2-7
Voltage Variable Capacitor Diodes	2-8
Bandswitch Diodes	2-8
Zener Diodes	2-8
Military Qualified Zener Diodes	2-15
Matched Diode Assemblies	2-18
Military Qualified Diode Assemblies	2-18
Monolithic Diode Arrays	2-18
Military Qualified Diode Arrays	2-20
Diode Dice	2-21
General Purpose Rectifiers	2-21
Fast Recovery Rectifiers	2-21
 SECTION 3 TRANSISTORS	
Power	
Power Transistors (by I_C max, Polarity and Ascending V_{CE0})	3-3
Power Switching Transistors	3-11
Power Groove MOS Transistors	3-12
Small Signal	
High Speed Switching Transistors	3-13
General Purpose Amplifier and Switching Transistors	3-14
Low Level, Low Noise Amplifier Transistors	3-20
High Voltage Amplifier Transistors	3-23
NPN RF-IF Amplifier and Oscillator Transistors	3-24
Dual Transistors	3-26
Unmatched Quad Transistors	3-27
NPN Darlington Transistors	3-27
NPN and PNP Transistor Dice	3-28
 SECTION 4 OPTOELECTRONICS	
LED Visible Lamps	4-3
LED Lamp Mounting Hardware	4-5
7-Segment Numeric Displays	4-5
7-Segment Numeric Display Arrays	4-7
Liquid Crystal Displays	4-7
Couplers - Transistor Output	4-8
Couplers - Darlington Output	4-14
Photo Transistors	4-16
Infrared Emitters	4-18
Source/Sensor Arrays	4-19
Sensor Arrays	4-19
Reflective Sensors	4-20
Optoelectronic Dice	4-20

SECTION 5 CHARGE-COUPLED DEVICES

Linear Image Sensors	5-3
Area Image Sensors	5-5
Analog Shift Registers	5-5
Design Development Boards and Modules	5-7
Line-Scan Camera Subsystems	5-7
Pixel Locator	5-8

SECTION 6 HYBRIDS

Interface

High Current Drivers	6-3
Analog Switches	6-3

Consumer

Radio-Audio/TV Circuits	6-3
-------------------------------	-----

Voltage Regulators

Amplifiers	6-4
------------------	-----

Operational Amplifier

Servo Amplifier	6-4
-----------------------	-----

Current Amplifier	6-4
-------------------------	-----

Automotive

Ignition Modules	6-6
------------------------	-----

SECTION 7 LINEAR

Voltage Regulators	7-3
--------------------------	-----

Operational Amplifiers

Operational Amplifiers - Commercial (0°C to +70°C)	7-8
--	-----

Voltage Comparators	7-10
---------------------------	------

Consumer Circuits

Audio Power Amplifiers	7-14
------------------------------	------

Television Circuits	7-14
---------------------------	------

Radio-Audio Circuits	7-16
----------------------------	------

SECTION 8 INTERFACE

Line Drivers/Receivers/Transceivers

Line Drivers	8-3
--------------------	-----

Line Receivers	8-5
----------------------	-----

Transceivers	8-6
--------------------	-----

Display Drivers	8-7
-----------------------	-----

Auxiliary Drivers

High Speed Buffers and Peripheral Drivers	8-9
---	-----

High Current, High Voltage Buffers and Peripheral Drivers	8-10
---	------

MOS, CCD and Core Memory Drivers	8-12
--	------

Level Translators	8-12
-------------------------	------

Converters	8-14
------------------	------

Amplifiers

Core Sense Amplifiers	8-14
-----------------------------	------

Tape/Disc Preamplifiers	8-15
-------------------------------	------

Switches

Analog Switches	8-16
-----------------------	------

Special Functions

Timers and Counters	8-16
---------------------------	------

Arrays	8-17
--------------	------

SECTION 9 DIGITAL

TTL

SSI Functions	9-3
---------------------	-----

TTL Single and Dual Flip-Flops	9-6
--------------------------------------	-----

Latches/Flip-Flops	9-7
--------------------------	-----

Multiplexers	9-9
Decoders/Demultiplexers	9-10
Registers	9-12
Counters	9-15
Monostables (One-Shots)	9-17
Line and Bus Drivers	9-18
Display Decoder/Drivers	9-19
Arithmetic Operators	9-20
ECL	
SSI Functions	9-21
Latches/Flip-Flops	9-23
Multiplexers	9-25
Decoders/Demultiplexers	9-25
Registers	9-26
Counters/Prescalers	9-26
Arithmetic Operators	9-27
CMOS	
SSI Functions	9-27
Latches/Flip-Flops	9-29
Multiplexers	9-29
Registers	9-30
Decoders/Demultiplexers	9-30
Counters	9-31
Monostables	9-33
Analog Devices	9-33
Arithmetic Operators	9-34
Timekeeping Circuits	9-34
MOS	
Random Logic Functions	9-35
Timekeeping Circuits	9-35

SECTION 10 MEMORIES

Random Access Memories	
Bipolar RAMs	10-3
MOS/CMOS RAMs	10-5
Read Only Memories	
Bipolar ROMs and PROMs	10-7
MOS/CMOS ROMs, EPROMs and Character Generators	10-8
Serial Memory	
FIFOs, LIFOs and Shift Registers	10-9

SECTION 11 MICROCOMPUTERS

Micromachine TM Series	
Micromachine TM	11-3
Development Support	11-3
Features	11-4
Microcomputer Training Courses	11-5
F8 Microprocessor Family	
Block Diagram	11-5
Features	11-6
Port Addressing	11-7
F3850 Central Processing Unit	11-8
F3851 Program Storage Unit	11-8
F3852 Dynamic Memory Interface	11-9
F3853 Static Memory Interface	11-9
F3854 Direct Memory Access Unit	11-10
F3856 Program Storage Unit	11-10
F3857 Program Storage Unit/Static Memory Interface	11-11
F3861 Peripheral I/O Device	11-11
F3871 Peripheral I/O Device	11-12

F3899 Program Storage Unit	11-12
Micromachine™ Series and F8 Family Timers	11-13
Micromachine™ Series and F8 Family Design Aids	
Formulator Mark I	11-14
Formulator Mark II	11-14
Formulator Mark IIFD	11-15
Formulator Mark III	11-15
Formulator Mark IIIFD	11-15
F8-DOS-III Description	11-16
Formulator Growth Packages	11-17
Peripheral Options	11-17
Optional Formulator Modules	11-18
PROM Programmer	11-18
OCM-1 One-Card Microcomputer	11-19
Formulator Support	
F6800 Microprocessor Family	
F6800 Microprocessor Family	11-21
Microprocessor Peripherals	11-22
8-Bit Bipolar Microprocessor Family	
LSI Peripheral Logic Elements	11-23
Bit Slice Microprocessors	11-23
8-Bit CMOS Microprocessor Family	
LSI Peripheral Logic Elements	11-24
Bit Slice Microprocessors	11-24
16-Bit Microprocessor Family	
9440 16-Bit Bipolar Microprocessor	11-24

SECTION 12 AEROSPACE AND DEFENSE

JAN QPL Status

Linear	12-3
Digital	12-8
Diode	12-14
Transistor	12-15
Upcoming Qualifications	12-16

SECTION 13 LOGIC/CONNECTION DIAGRAMS


Optoelectronics	13-3
Hybrids	13-12
Linear	13-16
Interface	13-32
Digital - TTL	13-42
Digital - ECL	13-68
Digital - CMOS	13-86
Digital - MOS	13-105
Digital - RTL/CTL	13-109
Digital - DTL	13-110
Memory	13-114
Microcomputers	13-124

SECTION 14 ORDERING INFORMATION AND PACKAGE OUTLINES

14-3

SECTION 15 FAIRCHILD FIELD SALES OFFICES, REPRESENTATIVES AND DISTRIBUTORS

15-3



PRODUCT INDEX	1
DIODES	2
TRANSISTORS	3
OPTOELECTRONICS	4
CHARGE-COUPLED DEVICES	5
HYBRIDS	6
LINEAR	7
INTERFACE	8
DIGITAL	9
MEMORIES	10
MICROCOMPUTERS	11
AEROSPACE AND DEFENSE	12
LOGIC/CONNECTION DIAGRAMS	13
ORDERING INFORMATION AND PACKAGE OUTLINES	14
FAIRCHILD FIELD SALES OFFICES, REPRESENTATIVES AND DISTRIBUTORS	15

PRODUCT INDEX

Device No.	Family	Page/Item	Device No.	Family	Page/Item
00101BAB	Aerospace & Defense	12-8/1	00206CAB	Aerospace & Defense	12-9/14
00101BAC	Aerospace & Defense	12-8/2	00301BAB	Aerospace & Defense	12-9/15
00101BCB	Aerospace & Defense	12-8/3	00301BAC	Aerospace & Defense	12-9/16
00101CAB	Aerospace & Defense	12-8/4	00301BCB	Aerospace & Defense	12-9/17
00101CAC	Aerospace & Defense	12-8/5	00301CAB	Aerospace & Defense	12-9/18
00101CCB	Aerospace & Defense	12-8/6	00301CAC	Aerospace & Defense	12-9/19
00102BAB	Aerospace & Defense	12-8/7	00301CCB	Aerospace & Defense	12-9/20
00102BAC	Aerospace & Defense	12-8/8	00303BAB	Aerospace & Defense	12-9/21
00102BCB	Aerospace & Defense	12-8/9	00303BAC	Aerospace & Defense	12-9/22
00102CAB	Aerospace & Defense	12-8/10	00303CAB	Aerospace & Defense	12-9/23
00102CAC	Aerospace & Defense	12-8/11	00303CAC	Aerospace & Defense	12-9/24
00102CCB	Aerospace & Defense	12-8/12	00401BAB	Aerospace & Defense	12-9/25
00103BCB	Aerospace & Defense	12-8/13	00401BAC	Aerospace & Defense	12-9/26
00103CCB	Aerospace & Defense	12-8/14	00401BCB	Aerospace & Defense	12-9/27
00104BAB	Aerospace & Defense	12-8/15	00401CAB	Aerospace & Defense	12-9/28
00104BAC	Aerospace & Defense	12-8/16	00401CAC	Aerospace & Defense	12-9/29
00104BCB	Aerospace & Defense	12-8/17	00401CCB	Aerospace & Defense	12-9/30
00104CAB	Aerospace & Defense	12-8/18	00404BCB	Aerospace & Defense	12-9/31
00104CAC	Aerospace & Defense	12-8/19	00404CCB	Aerospace & Defense	12-9/32
00104CCB	Aerospace & Defense	12-8/20	00701BAB	Aerospace & Defense	12-10/1
00105BAB	Aerospace & Defense	12-8/21	00701BAC	Aerospace & Defense	12-10/2
00105BAC	Aerospace & Defense	12-8/22	00701CAB	Aerospace & Defense	12-10/3
00105BCB	Aerospace & Defense	12-8/23	00701CAC	Aerospace & Defense	12-10/4
00105CAB	Aerospace & Defense	12-8/24	00801BAB	Aerospace & Defense	12-10/5
00105CAC	Aerospace & Defense	12-8/25	00801BAC	Aerospace & Defense	12-10/6
00105CCB	Aerospace & Defense	12-8/26	00801CAB	Aerospace & Defense	12-10/7
00107BAB	Aerospace & Defense	12-8/27	00801CAC	Aerospace & Defense	12-10/8
00107BAC	Aerospace & Defense	12-8/28	00802BAB	Aerospace & Defense	12-10/9
00107BCB	Aerospace & Defense	12-8/29	00802BAC	Aerospace & Defense	12-10/10
00107CAB	Aerospace & Defense	12-8/30	00802CAB	Aerospace & Defense	12-10/11
00107CAC	Aerospace & Defense	12-8/31	00802CAC	Aerospace & Defense	12-10/12
00107CCB	Aerospace & Defense	12-8/32	00803BAB	Aerospace & Defense	12-10/13
00108BAB	Aerospace & Defense	12-9/1	00803BAC	Aerospace & Defense	12-10/14
00108BAC	Aerospace & Defense	12-9/2	00803CAB	Aerospace & Defense	12-10/15
00108BCB	Aerospace & Defense	12-9/3	00803CAC	Aerospace & Defense	12-10/16
00108CAB	Aerospace & Defense	12-9/4	00804BAB	Aerospace & Defense	12-10/17
00108CAC	Aerospace & Defense	12-9/5	00804BAC	Aerospace & Defense	12-10/18
00108CCB	Aerospace & Defense	12-9/6	00804CAB	Aerospace & Defense	12-10/19
00109BCB	Aerospace & Defense	12-9/7	00804CAC	Aerospace & Defense	12-10/20
00109CCB	Aerospace & Defense	12-9/8	01601BCB	Aerospace & Defense	12-10/21
00205BAB	Aerospace & Defense	12-9/9	01601CCB	Aerospace & Defense	12-10/22
00205BAC	Aerospace & Defense	12-9/10	01602BCB	Aerospace & Defense	12-10/23
00205CAB	Aerospace & Defense	12-9/11	01602CCB	Aerospace & Defense	12-10/24
00205CAC	Aerospace & Defense	12-9/12	02301BAB	Aerospace & Defense	12-10/25
00206BAB	Aerospace & Defense	12-9/13	02301BAC	Aerospace & Defense	12-10/26

PRODUCT INDEX

Device No.	Family	Page/Item
02301BCB	Aerospace & Defense	12-10/27
02301CAB	Aerospace & Defense	12-10/28
02301CAC	Aerospace & Defense	12-10/29
02301CCB	Aerospace & Defense	12-10/30
02302BCB	Aerospace & Defense	12-10/31
02302CCB	Aerospace & Defense	12-10/32
02303BCB	Aerospace & Defense	12-11/1
02303CCB	Aerospace & Defense	12-11/2
02304BCB	Aerospace & Defense	12-11/3
02304CCB	Aerospace & Defense	12-11/4
02305BAB	Aerospace & Defense	12-11/5
02305BAC	Aerospace & Defense	12-11/6
02305BCB	Aerospace & Defense	12-11/7
02305CAB	Aerospace & Defense	12-11/8
02305CAC	Aerospace & Defense	12-11/9
02305CCB	Aerospace & Defense	12-11/10
02307BCB	Aerospace & Defense	12-11/11
02307CCB	Aerospace & Defense	12-11/12
03001BCB	Aerospace & Defense	12-11/13
03001CCB	Aerospace & Defense	12-11/14
03004BCB	Aerospace & Defense	12-11/15
03004CCB	Aerospace & Defense	12-11/16
03005BCB	Aerospace & Defense	12-11/17
03005CCB	Aerospace & Defense	12-11/18
10000DC	Digital, ECL	9-26/3
10000DM	Digital, ECL	9-26/3
10000FC	Digital, ECL	9-26/3
10000FM	Digital, ECL	9-26/3
10000PC	Digital, ECL	9-26/3
10010DC	Digital, ECL	9-26/14
10010DM	Digital, ECL	9-26/14
10010FC	Digital, ECL	9-26/14
10010FM	Digital, ECL	9-26/14
10010PC	Digital, ECL	9-26/14
100101DC	Digital, ECL	9-22/26
100101FC	Digital, ECL	9-22/26
100102DC	Digital, ECL	9-23/2
100102FC	Digital, ECL	9-23/2
100107DC	Digital, ECL	9-23/3
100107FC	Digital, ECL	9-23/3
100114FC	Interface	8-6/9

Device No.	Family	Page/Item
100117DC	Digital, ECL	9-23/7
100117FC	Digital, ECL	9-23/7
100118DC	Digital, ECL	9-23/8
100118FC	Digital, ECL	9-23/8
100123FC	Interface	8-4/14
100130DC	Digital, ECL	9-24/9
100130FC	Digital, ECL	9-24/9
100131DC	Digital, ECL	9-23/18
100131FC	Digital, ECL	9-23/18
100136DC	Digital, ECL	9-26/12
100136FC	Digital, ECL	9-26/12
10014DC	Interface	8-5/13
10014DM	Interface	8-5/13
10014FC	Interface	8-5/13
10014FM	Interface	8-5/13
10014PC	Interface	8-5/13
100141DC	Digital, ECL	9-26/5
100141FC	Digital, ECL	9-26/5
100142DC	Memories	10-4/8
100142FC	Memories	10-4/8
100145ADC	Digital, ECL	9-26/6
	Memories	10-4/11
100145AFC	Digital, ECL	9-26/6
	Memories	10-4/11
100150DC	Digital, ECL	9-24/15
100150FC	Digital, ECL	9-24/15
100151DC	Digital, ECL	9-24/2
100151FC	Digital, ECL	9-24/2
100155DC	Digital, ECL	9-24/19
100155FC	Digital, ECL	9-24/19
100158DC	Digital, ECL	9-26/7, 9-27/16
100158FC	Digital, ECL	9-26/7, 9-27/16
10016DC	Digital, ECL	9-26/10
10016DM	Digital, ECL	9-26/10
10016FC	Digital, ECL	9-26/10
10016FM	Digital, ECL	9-26/10
10016PC	Digital, ECL	9-26/10
100160DC	Digital, ECL	9-27/13
100160FC	Digital, ECL	9-27/13
100163DC	Digital, ECL	9-25/10
100163FC	Digital, ECL	9-25/10
100164DC	Digital, ECL	9-25/9

PRODUCT INDEX

Device No.	Family	Page/Item	Device No.	Family	Page/Item
100164FC	Digital, ECL	9-25/9	10102BAB	Aerospace & Defense	12-3/18
100165DC	Digital, ECL	9-27/12	10102BAC	Aerospace & Defense	12-3/19
100165FC	Digital, ECL	9-27/12	10102BCA	Aerospace & Defense	12-3/20
100166DC	Digital, ECL	9-27/10	10102BCB	Aerospace & Defense	12-3/21
100166FC	Digital, ECL	9-27/10	10102BIA	Aerospace & Defense	12-3/22
100170DC	Digital, ECL	9-25/16	10102BIB	Aerospace & Defense	12-3/23
100170FC	Digital, ECL	9-25/16	10102BIC	Aerospace & Defense	12-3/24
100171DC	Digital, ECL	9-25/2	10102CAA	Aerospace & Defense	12-3/25
100171FC	Digital, ECL	9-25/2	10102CAB	Aerospace & Defense	12-3/26
100179DC	Digital, ECL	9-27/4	10102CAC	Aerospace & Defense	12-3/27
100179FC	Digital, ECL	9-27/4	10102CCA	Aerospace & Defense	12-3/28
100181DC	Digital, ECL	9-27/6	10102CCB	Aerospace & Defense	12-3/29
100181FC	Digital, ECL	9-27/6	10102CIA	Aerospace & Defense	12-3/30
100194DC	Interface	8-4/15, 8-7/4	10102CIB	Aerospace & Defense	12-3/31
100194FC	Interface	8-4/15, 8-7/4	10102CIC	Aerospace & Defense	12-3/32
100414DC	Memories	10-4/16	10102DC	Digital, ECL	9-22/10
100414FC	Memories	10-4/16	10102FC	Digital, ECL	9-22/10
100415FC	Memories	10-4/19	10102PC	Digital, ECL	9-22/10
100416DC	Memories	10-7/22	10103BCA	Aerospace & Defense	12-4/1
100416FC	Memories	10-7/22	10103BCB	Aerospace & Defense	12-4/2
10100DC	Digital, ECL	9-22/9	10103BGA	Aerospace & Defense	12-4/3
10100FC	Digital, ECL	9-22/9	10103BGB	Aerospace & Defense	12-4/4
10100PC	Digital, ECL	9-22/9	10103BGC	Aerospace & Defense	12-4/5
10101DC	Digital, ECL	9-23/1	10103BHA	Aerospace & Defense	12-4/6
10101FC	Digital, ECL	9-23/1	10103BHB	Aerospace & Defense	12-4/7
10101PC	Digital, ECL	9-23/1	10103BHC	Aerospace & Defense	12-4/8
10101BCA	Aerospace & Defense	12-3/1	10103CCA	Aerospace & Defense	12-4/9
10101BCB	Aerospace & Defense	12-3/2	10103CCB	Aerospace & Defense	12-4/10
10101BGA	Aerospace & Defense	12-3/3	10103CGA	Aerospace & Defense	12-4/11
10101BGB	Aerospace & Defense	12-3/4	10103CGB	Aerospace & Defense	12-4/12
10101BGC	Aerospace & Defense	12-3/5	10103CGC	Aerospace & Defense	12-4/13
10101BHA	Aerospace & Defense	12-3/6	10103CHA	Aerospace & Defense	12-4/14
10101BHB	Aerospace & Defense	12-3/7	10103CHB	Aerospace & Defense	12-4/15
10101BHC	Aerospace & Defense	12-3/8	10103CHC	Aerospace & Defense	12-4/16
10101CCA	Aerospace & Defense	12-3/9	10103DC	Digital, ECL	9-21/12
10101CCB	Aerospace & Defense	12-3/10	10103FC	Digital, ECL	9-21/12
10101CGA	Aerospace & Defense	12-3/11	10103PC	Digital, ECL	9-21/12
10101CGB	Aerospace & Defense	12-3/12	10104BCA	Aerospace & Defense	12-4/17
10101CGC	Aerospace & Defense	12-3/13	10104BCB	Aerospace & Defense	12-4/18
10101CHA	Aerospace & Defense	12-3/14	10104BGA	Aerospace & Defense	12-4/19
10101CHB	Aerospace & Defense	12-3/15	10104BGB	Aerospace & Defense	12-4/20
10101CHC	Aerospace & Defense	12-3/16	10104BGC	Aerospace & Defense	12-4/21
10102BAA	Aerospace & Defense	12-3/17	10104BHA	Aerospace & Defense	12-4/22
			10104BHB	Aerospace & Defense	12-4/23
			10104BHC	Aerospace & Defense	12-4/24
			10104CCA	Aerospace & Defense	12-4/25

PRODUCT INDEX

Device No.	Family	Page/Item	Device No.	Family	Page/Item
10104CCB	Aerospace & Defense	12-4/26	10118DC	Digital, ECL	9-23/4
10104CGA	Aerospace & Defense	12-4/27	10118FC	Digital, ECL	9-23/4
10104CGB	Aerospace & Defense	12-4/28	10118PC	Digital, ECL	9-23/4
10104CGC	Aerospace & Defense	12-4/29	10119DC	Digital, ECL	9-23/6
10104CHA	Aerospace & Defense	12-4/30	10119FC	Digital, ECL	9-23/6
10104CHB	Aerospace & Defense	12-4/31	10119PC	Digital, ECL	9-23/6
10104CHC	Aerospace & Defense	12-4/32	10121DC	Digital, ECL	9-23/10
10104DC	Digital, ECL	9-21/14	10121FC	Digital, ECL	9-23/10
10104FC	Digital, ECL	9-21/14	10121PC	Digital, ECL	9-23/10
10104PC	Digital, ECL	9-21/14	10123DC	Interface	8-3/17
10105DC	Digital, ECL	9-22/25	10123FC	Interface	8-3/17
10105FC	Digital, ECL	9-22/25	10123PC	Interface	8-3/17
10105PC	Digital, ECL	9-22/25	10124DC	Interface	8-13/12
10106DC	Digital, ECL	9-22/2	10124FC	Interface	8-13/12
10106FC	Digital, ECL	9-22/2	10124PC	Interface	8-13/12
10106PC	Digital, ECL	9-22/2	10125DC	Interface	8-13/13
10107DC	Digital, ECL	9-22/28	10125FC	Interface	8-13/13
10107FC	Digital, ECL	9-22/28	10125PC	Interface	8-13/13
10107PC	Digital, ECL	9-22/28	10130DC	Digital, ECL	9-24/8
10109DC	Digital, ECL	9-22/17	10130FC	Digital, ECL	9-24/8
10109FC	Digital, ECL	9-22/17	10130PC	Digital, ECL	9-24/8
10109PC	Digital, ECL	9-22/17	10131DC	Digital, ECL	9-23/16
10110DC	Digital, ECL	9-21/9	10131FC	Digital, ECL	9-23/16
10110FC	Digital, ECL	9-21/9	10131PC	Digital, ECL	9-23/16
10110PC	Digital, ECL	9-21/9	10132DC	Digital, ECL	9-24/16
10111DC	Digital, ECL	9-21/16	10132FC	Digital, ECL	9-24/16
10111FC	Digital, ECL	9-21/16	10132PC	Digital, ECL	9-24/16
10111PC	Digital, ECL	9-21/16	10133DC	Digital, ECL	9-24/11
10113DC	Digital, ECL	9-21/13	10133FC	Digital, ECL	9-24/11
10113FC	Digital, ECL	9-21/13	10133PC	Digital, ECL	9-24/11
10113PC	Digital, ECL	9-21/13	10134DC	Digital, ECL	9-24/17
10114DC	Interface	8-5/14	10134FC	Digital, ECL	9-24/17
10114FC	Interface	8-5/14	10134PC	Digital, ECL	9-24/17
10114PC	Interface	8-5/14	10135DC	Digital, ECL	9-24/6
10115DC	Interface	8-5/15	10135FC	Digital, ECL	9-24/6
10115FC	Interface	8-5/15	10135PC	Digital, ECL	9-24/6
10115PC	Interface	8-5/15	10136DC	Digital, ECL	9-26/11
10116DC	Interface	8-5/16	10136FC	Digital, ECL	9-26/11
10116DM	Interface	8-5/16	10137DC	Digital, ECL	9-26/15
10116FC	Interface	8-5/16	10137FC	Digital, ECL	9-26/15
10116FM	Interface	8-5/16	10141DC	Digital, ECL	9-26/4
10116PC	Interface	8-5/16	10141FC	Digital, ECL	9-26/4
10117DC	Digital, ECL	9-23/9	10141PC	Digital, ECL	9-26/4
10117FC	Digital, ECL	9-23/9	10145ADC	Memories	10-4/10
10117PC	Digital, ECL	9-23/9	10145AFC	Memories	10-4/10

PRODUCT INDEX

Device No.	Family	Page/Item
10145APC	Memories	10-4/10
10153DC	Digital, ECL	9-24/12
10153FC	Digital, ECL	9-24/12
10153PC	Digital, ECL	9-24/12
10158DC	Digital, ECL	9-25/5
10158FC	Digital, ECL	9-25/5
10158PC	Digital, ECL	9-25/5
10159DC	Digital, ECL	9-25/6
10159FC	Digital, ECL	9-25/6
10159PC	Digital, ECL	9-25/6
10160DC	Digital, ECL	9-27/15
10160FC	Digital, ECL	9-27/15
10160PC	Digital, ECL	9-27/15
10161DC	Digital, ECL	9-25/12
10161FC	Digital, ECL	9-25/12
10161PC	Digital, ECL	9-25/12
10162DC	Digital, ECL	9-25/13
10162FC	Digital, ECL	9-25/13
10162PC	Digital, ECL	9-25/13
10164DC	Digital, ECL	9-25/8
10164FC	Digital, ECL	9-25/8
10164PC	Digital, ECL	9-25/8
10165DC	Digital, ECL	9-27/11
10165FC	Digital, ECL	9-27/11
10165PC	Digital, ECL	9-27/11
10166DC	Digital, ECL	9-27/9
10166FC	Digital, ECL	9-27/9
10166PC	Digital, ECL	9-27/9
10168DC	Digital, ECL	9-24/13
10168FC	Digital, ECL	9-24/13
10168PC	Digital, ECL	9-24/13
10170FC	Digital, ECL	9-27/14
10170PC	Digital, ECL	9-27/14
10171DC	Digital, ECL	9-25/14
10171FC	Digital, ECL	9-25/14
10171PC	Digital, ECL	9-25/14
10172DC	Digital, ECL	9-25/15
10172FC	Digital, ECL	9-25/15
10172PC	Digital, ECL	9-25/15
10173DC	Digital, ECL	9-24/18
10173FC	Digital, ECL	9-24/18
10173PC	Digital, ECL	9-24/18
10174DC	Digital, ECL	9-25/1
10174FC	Digital, ECL	9-25/1

Device No.	Family	Page/Item
10174PC	Digital, ECL	9-25/1
10175DC	Digital, ECL	9-24/14
10175FC	Digital, ECL	9-24/14
10175PC	Digital, ECL	9-24/14
10176DC	Digital, ECL	9-23/19
10176FC	Digital, ECL	9-23/19
10176PC	Digital, ECL	9-23/19
10177DC	Interface	8-13/14
10177DM	Interface	8-13/14
10177FC	Interface	8-13/14
10177FM	Interface	8-13/14
10177PC	Interface	8-13/14
10179DC	Digital, ECL	9-27/3
10179FC	Digital, ECL	9-27/3
10179PC	Digital, ECL	9-27/3
10180DC	Digital, ECL	9-27/2
10180FC	Digital, ECL	9-27/2
10180PC	Digital, ECL	9-27/2
10181DC	Digital, ECL	9-27/5
10181FC	Digital, ECL	9-27/5
10186DC	Digital, ECL	9-24/1
10186FC	Digital, ECL	9-24/1
10186PC	Digital, ECL	9-24/1
10192DC	Interface	8-4/1
10192FC	Interface	8-4/1
10201BCA	Aerospace & Defense	12-5/1
10201BCB	Aerospace & Defense	12-5/2
10201BIA	Aerospace & Defense	12-5/3
10201BIC	Aerospace & Defense	12-5/4
10201CCA	Aerospace & Defense	12-5/5
10201CCB	Aerospace & Defense	12-5/6
10201CIA	Aerospace & Defense	12-5/7
10201CIC	Aerospace & Defense	12-5/8
10210DC	Digital, ECL	9-21/10
10210FC	Digital, ECL	9-21/10
10211DC	Digital, ECL	9-21/17
10211FC	Digital, ECL	9-21/17
10231DC	Digital, ECL	9-23/17
10231FC	Digital, ECL	9-23/17
10231PC	Digital, ECL	9-23/17
10301BCA	Aerospace & Defense	12-5/9
10301BCB	Aerospace & Defense	12-5/10
10301BGA	Aerospace & Defense	12-5/11
10301BGB	Aerospace & Defense	12-5/12
10301BGC	Aerospace & Defense	12-5/13

PRODUCT INDEX

Device No.	Family	Page/Item
10301BHA	Aerospace & Defense	12-5/14
10301BHB	Aerospace & Defense	12-5/15
10301BHC	Aerospace & Defense	12-5/16
10301CCA	Aerospace & Defense	12-5/17
10301CCB	Aerospace & Defense	12-5/18
10301CGA	Aerospace & Defense	12-5/19
10301CGB	Aerospace & Defense	12-5/20
10301CGC	Aerospace & Defense	12-5/21
10301CHA	Aerospace & Defense	12-5/22
10301CHB	Aerospace & Defense	12-5/23
10301CHC	Aerospace & Defense	12-5/24
10302BCA	Aerospace & Defense	12-5/25
10302BCB	Aerospace & Defense	12-5/26
10302BHA	Aerospace & Defense	12-5/27
10302BHB	Aerospace & Defense	12-5/28
10302BHC	Aerospace & Defense	12-5/29
10302BIA	Aerospace & Defense	12-5/30
10302BIC	Aerospace & Defense	12-5/31
10302CCA	Aerospace & Defense	12-5/32
10302CCB	Aerospace & Defense	12-6/1
10302CHA	Aerospace & Defense	12-6/2
10302CHB	Aerospace & Defense	12-6/3
10302CHC	Aerospace & Defense	12-6/4
10302CIA	Aerospace & Defense	12-6/5
10302CIC	Aerospace & Defense	12-6/6
10304BCA	Aerospace & Defense	12-6/7
10304BCB	Aerospace & Defense	12-6/8
10304BGA	Aerospace & Defense	12-6/9
10304BGB	Aerospace & Defense	12-6/10
10304BGC	Aerospace & Defense	12-6/11
10304BHA	Aerospace & Defense	12-6/12
10304BHB	Aerospace & Defense	12-6/13
10304BHC	Aerospace & Defense	12-6/14
10304CCA	Aerospace & Defense	12-6/15
10304CCB	Aerospace & Defense	12-6/16
10304CGA	Aerospace & Defense	12-6/17
10304CGB	Aerospace & Defense	12-6/18
10304CGC	Aerospace & Defense	12-6/19
10304CHA	Aerospace & Defense	12-6/20
10304CHB	Aerospace & Defense	12-6/21
10304CHC	Aerospace & Defense	12-6/22
10401BAA	Aerospace & Defense	12-6/23
10401BAB	Aerospace & Defense	12-6/24
10401BAC	Aerospace & Defense	12-6/25
10401BCA	Aerospace & Defense	12-6/26

Device No.	Family	Page/Item
10401BCB	Aerospace & Defense	12-6/27
10401CAA	Aerospace & Defense	12-6/28
10401CAB	Aerospace & Defense	12-6/29
10401CAC	Aerospace & Defense	12-6/30
10401CCA	Aerospace & Defense	12-6/31
10401CCB	Aerospace & Defense	12-6/32
10402BAA	Aerospace & Defense	12-6/33
10402BAB	Aerospace & Defense	12-7/1
10402BAC	Aerospace & Defense	12-7/2
10402BCA	Aerospace & Defense	12-7/3
10402BCB	Aerospace & Defense	12-7/4
10402CAA	Aerospace & Defense	12-7/5
10402CAB	Aerospace & Defense	12-7/6
10402CAC	Aerospace & Defense	12-7/7
10402CCA	Aerospace & Defense	12-7/8
10402CCB	Aerospace & Defense	12-7/9
10403BEA	Aerospace & Defense	12-7/10
10403BEB	Aerospace & Defense	12-7/11
10403BFA	Aerospace & Defense	12-7/12
10403BFB	Aerospace & Defense	12-7/13
10403BFC	Aerospace & Defense	12-7/14
10403CEA	Aerospace & Defense	12-7/15
10403CEB	Aerospace & Defense	12-7/16
10403CFA	Aerospace & Defense	12-7/17
10403CFB	Aerospace & Defense	12-7/18
10403CFC	Aerospace & Defense	12-7/19
10404BEA	Aerospace & Defense	12-7/20
10404BEB	Aerospace & Defense	12-7/21
10404BFA	Aerospace & Defense	12-7/22
10404BFB	Aerospace & Defense	12-7/23
10404BFC	Aerospace & Defense	12-7/24
10404CEA	Aerospace & Defense	12-7/25
10404CEB	Aerospace & Defense	12-7/26
10404CFA	Aerospace & Defense	12-7/27
10404CFB	Aerospace & Defense	12-7/28
10404CFC	Aerospace & Defense	12-7/29
10405DC	Memories	10-4/12
10405FC	Memories	10-4/12
10410DC	Memories	10-4/13
10410FC	Memories	10-4/13
10410PC	Memories	10-4/13
10411DC	Memories	10-4/14
10411PC	Memories	10-4/14
10414DC	Memories	10-4/15
10414FC	Memories	10-4/15

PRODUCT INDEX

Device No.	Family	Page/Item	Device No.	Family	Page/Item
10415DC	Memories	10-4/17	10524DM	Interface	8-13/12
10415FC	Memories	10-4/17	10524FM	Interface	8-13/12
10415ADC	Memories	10-4/18	10525DM	Interface	8-13/13
10415AFC	Memories	10-4/18	10525FM	Interface	8-13/13
10416DC	Memories	10-7/21	10530DM	Digital, ECL	9-24/8
10416FC	Memories	10-7/21	10530FM	Digital, ECL	9-24/8
10470DC	Memories	10-4/20	10531DM	Digital, ECL	9-23/16
10500DM	Digital, ECL	9-22/9	10531FM	Digital, ECL	9-23/16
10500FM	Digital, ECL	9-22/9	10532DM	Digital, ECL	9-24/16
10501DM	Digital, ECL	9-23/1	10532FM	Digital, ECL	9-24/16
10501FM	Digital, ECL	9-23/1	10533DM	Digital, ECL	9-24/11
10502DM	Digital, ECL	9-22/10	10533FM	Digital, ECL	9-24/11
10502FM	Digital, ECL	9-22/10	10534DM	Digital, ECL	9-24/17
10503DM	Digital, ECL	9-21/12	10534FM	Digital, ECL	9-24/17
10503FM	Digital, ECL	9-21/12	10535DM	Digital, ECL	9-24/6
10504DM	Digital, ECL	9-21/14	10535FM	Digital, ECL	9-24/6
10504FM	Digital, ECL	9-21/14	10536DM	Digital, ECL	9-26/11
10505DM	Digital, ECL	9-22/25	10536FM	Digital, ECL	9-26/11
10505FM	Digital, ECL	9-22/25	10537DM	Digital, ECL	9-26/15
10506DM	Digital, ECL	9-22/2	10537FM	Digital, ECL	9-26/15
10506FM	Digital, ECL	9-22/2	10541DM	Digital, ECL	9-26/4
10507DM	Digital, ECL	9-22/28	10541FM	Digital, ECL	9-26/4
10507FM	Digital, ECL	9-22/28	10553DM	Digital, ECL	9-24/12
10509DM	Digital, ECL	9-22/17	10553FM	Digital, ECL	9-24/12
10509FM	Digital, ECL	9-22/17	10558DM	Digital, ECL	9-25/5
10510DM	Digital, ECL	9-21/9	10558FM	Digital, ECL	9-25/5
10510FM	Digital, ECL	9-21/9	10559DM	Digital, ECL	9-25/6
10511DM	Digital, ECL	9-21/16	10559FM	Digital, ECL	9-25/6
10511FM	Digital, ECL	9-21/16	10560DM	Digital, ECL	9-27/15
10513DM	Digital, ECL	9-21/13	10560FM	Digital, ECL	9-27/15
10513FM	Digital, ECL	9-21/13	10561DM	Digital, ECL	9-25/12
10514DM	Interface	8-5/14	10561FM	Digital, ECL	9-25/12
10514FM	Interface	8-5/14	10562DM	Digital, ECL	9-25/13
10515DM	Interface	8-5/15	10562FM	Digital, ECL	9-25/13
10515FM	Interface	8-5/15	10564DM	Digital, ECL	9-25/8
10517DM	Digital, ECL	9-23/9	10564FM	Digital, ECL	9-25/8
10517FM	Digital, ECL	9-23/9	10565DM	Digital, ECL	9-27/11
10518DM	Digital, ECL	9-23/4	10565FM	Digital, ECL	9-27/11
10518FM	Digital, ECL	9-23/4	10566DM	Digital, ECL	9-27/9
10519DM	Digital, ECL	9-23/6	10566FM	Digital, ECL	9-27/9
10519FM	Digital, ECL	9-23/6	10568DM	Digital, ECL	9-24/13
10521DM	Digital, ECL	9-23/10	10568FM	Digital, ECL	9-24/13
10521FM	Digital, ECL	9-23/10	10570DM	Digital, ECL	9-27/14
10523DM	Interface	8-3/17	10570FM	Digital, ECL	9-27/14
10523FM	Interface	8-3/17	10571DM	Digital, ECL	9-25/14

PRODUCT INDEX

Device No.	Family	Page/Item
10571FM	Digital, ECL	9-25/14
10572DM	Digital, ECL	9-25/15
10572FM	Digital, ECL	9-25/15
10573DM	Digital, ECL	9-24/18
10573FM	Digital, ECL	9-24/18
10574DM	Digital, ECL	9-25/1
10574FM	Digital, ECL	9-25/1
10575DM	Digital, ECL	9-24/14
10575FM	Digital, ECL	9-24/14
10576DM	Digital, ECL	9-23/19
10576FM	Digital, ECL	9-23/19
10579DM	Digital, ECL	9-27/3
10579FM	Digital, ECL	9-27/3
10580DM	Digital, ECL	9-27/2
10580FM	Digital, ECL	9-27/2
10581DM	Digital, ECL	9-27/5
10581FM	Digital, ECL	9-27/5
10586DM	Digital, ECL	9-24/1
10586FM	Digital, ECL	9-24/1
10592DM	Interface	8-4/1
10592FM	Interface	8-4/1
10610DM	Digital, ECL	9-21/10
10610FM	Digital, ECL	9-21/10
10611DM	Digital, ECL	9-21/17
10611FM	Digital, ECL	9-21/17
10631DM	Digital, ECL	9-23/17
10631FM	Digital, ECL	9-23/17
10802BCA	Aerospace & Defense	12-7/30
10802BCB	Aerospace & Defense	12-7/31
10802CCA	Aerospace & Defense	12-7/32
10802CCB	Aerospace & Defense	12-7/33
11C01DC	Digital, ECL	9-22/18
11C01FC	Digital, ECL	9-22/18
11C05DC	Digital, ECL	9-26/16
11C05DM	Digital, ECL	9-26/16
11C06DC	Digital, ECL	9-23/12
11C24DC	Interface	8-13/9
11C44DC	Interface	8-13/10
11C44DM	Interface	8-13/10
11C58DC	Interface	8-13/11
11C70DC	Digital, ECL	9-24/3
11C83DC	Digital, ECL	9-26/21
11C90DC	Digital, ECL	9-26/20
11C90DM	Digital, ECL	9-26/20
11C91DC	Digital, ECL	9-26/18

Device No.	Family	Page/Item
11C91DM	Digital, ECL	9-26/18
1408ADC	Interface	8-14/2
1408APC	Interface	8-14/2
1408BDC	Interface	8-14/2
1408BPC	Interface	8-14/2
1408CDC	Interface	8-14/2
1408CPC	Interface	8-14/2
1408DM	Interface	8-14/2
1408HDC	Interface	8-14/2
1408HPC	Interface	8-14/2
1800PC	Digital, DTL	9-37/8
1801PC	Digital, DTL	9-37/9
1802PC	Digital, DTL	9-37/10
1803PC	Digital, DTL	9-37/11
1804PC	Digital, DTL	9-37/12
1805PC	Digital, DTL	9-37/13
1806PC	Digital, DTL	9-37/14
1807PC	Digital, DTL	9-37/15
1808PC	Digital, DTL	9-37/16
1809PC	Digital, DTL	9-37/17
1810PC	Digital, DTL	9-37/18
1811PC	Digital, DTL	9-37/19
1812PC	Digital, DTL	9-37/20
1813PC	Digital, DTL	9-37/21
1814PC	Digital, DTL	9-37/22
1N251JAN	Aerospace & Defense	12-14/1
1N3064	Diodes	2-3/27
1N3064JAN	Diodes	2-6/21
1N3064JANTX	Aerospace & Defense	12-14/67
	Diodes	2-6/22
	Aerospace & Defense	12-14/68
1N3070	Diodes	2-5/3
1N3595	Diodes	2-4/11
1N3595JAN	Diodes	2-6/23
1N3595JANTX	Aerospace & Defense	12-14/69
	Diodes	2-6/24
	Aerospace & Defense	12-14/70
1N3595JANTXV	Diodes	2-6/25
	Aerospace & Defense	12-14/71
1N3600	Diodes	2-3/25
1N3600JAN	Diodes	2-6/26
	Aerospace & Defense	12-14/72
1N3600JANTX	Diodes	2-6/27
	Aerospace & Defense	12-14/73
1N3600JANTXV	Diodes	2-7/1
	Aerospace & Defense	12-14/74

PRODUCT INDEX

Device No.	Family	Page/Item	Device No.	Family	Page/Item
1N3604	Diodes	2-3/24	1N4307JANTX	Diodes	2-18/10
1N4001	Diodes	2-21/5	1N4307JANTXV	Aerospace & Defense	12-14/90
1N4002	Diodes	2-21/6		Diodes	2-18/11
1N4003	Diodes	2-21/7		Aerospace & Defense	12-14/91
1N4004	Diodes	2-21/8	1N4376	Diodes	2-3/2
1N4005	Diodes	2-21/9	1N4376JAN	Diodes	2-7/14
1N4009	Diodes	2-4/3		Aerospace & Defense	12-14/92
1N4148	Diodes	2-3/18	1N4376JANTX	Diodes	2-7/15
1N4148-1JAN	Diodes	2-7/5		Aerospace & Defense	12-14/93
	Aerospace & Defense	12-14/78	1N4446	Diodes	2-3/20
1N4148-1JANTX	Diodes	2-7/6	1N4447	Diodes	2-3/21
	Aerospace & Defense	12-14/79	1N4448	Diodes	2-3/22
1N4148-1JANTXV	Diodes	2-7/7	1N4449	Diodes	2-3/23
	Aerospace & Defense	12-14/80	1N4450	Diodes	2-4/2
1N4148JAN	Diodes	2-7/2	1N4454	Diodes	2-3/29
	Aerospace & Defense	12-14/75	1N4454-1JAN	Diodes	2-7/19
1N4148JANTX	Diodes	2-7/3		Aerospace & Defense	12-14/97
	Aerospace & Defense	12-14/76	1N4454-1JANTX	Diodes	2-7/20
1N4148JANTXV	Diodes	2-7/4		Aerospace & Defense	12-14/98
	Aerospace & Defense	12-14/77	1N4454-1JANTXV	Diodes	2-7/21
1N4149	Diodes	2-3/19		Aerospace & Defense	12-14/99
1N4150	Diodes	2-3/28	1N4454JAN	Diodes	2-7/16
1N4150-1JAN	Diodes	2-7/11		Aerospace & Defense	12-14/94
	Aerospace & Defense	12-14/84	1N4454JANTX	Diodes	2-7/17
1N4150-1JANTX	Diodes	2-7/12		Aerospace & Defense	12-14/95
	Aerospace & Defense	12-14/85	1N4454JANTXV	Diodes	2-7/18
1N4150-1JANTXV	Diodes	2-7/13		Aerospace & Defense	12-14/96
	Aerospace & Defense	12-14/86	1N456	Diodes	2-4/23
1N4150JAN	Diodes	2-7/8	1N456A	Diodes	2-4/22
	Aerospace & Defense	12-14/81	1N457	Diodes	2-4/18
1N4150JANTX	Diodes	2-7/9	1N457A	Diodes	2-4/19
	Aerospace & Defense	12-14/82	1N457JAN	Diodes	2-6/10
1N4150JANTXV	Diodes	2-7/10		Aerospace & Defense	12-14/2
	Aerospace & Defense	12-14/83	1N458	Diodes	2-4/15
1N4151	Diodes	2-3/7	1N458A	Diodes	2-4/13
1N4152	Diodes	2-3/10	1N458JAN	Diodes	2-6/11
1N4153	Diodes	2-3/6		Aerospace & Defense	12-14/3
1N4154	Diodes	2-3/11	1N459	Diodes	2-4/8
1N4305	Diodes	2-3/8	1N459A	Diodes	2-4/9
1N4306JAN	Diodes	2-18/6	1N459JAN	Diodes	2-6/12
	Aerospace & Defense	12-14/87		Aerospace & Defense	12-14/4
1N4306JANTX	Diodes	2-18/7	1N461A	Diodes	2-6/5
	Aerospace & Defense	12-14/88	1N462A	Diodes	2-5/24
1N4306JANTXV	Diodes	2-18/8	1N463A	Diodes	2-5/16
1N4307JAN	Diodes	2-18/9	1N4728A	Diodes	2-9/1
	Aerospace & Defense	12-14/89			

PRODUCT INDEX

Device No.	Family	Page/Item	Device No.	Family	Page/Item
1N4729A	Diodes	2-9/8	1N5221B	Diodes	2-8/5
1N4730A	Diodes	2-9/15	1N5222B	Diodes	2-8/7
1N4731A	Diodes	2-9/22	1N5223B	Diodes	2-8/8
1N4732A	Diodes	2-9/29	1N5224B	Diodes	2-8/11
1N4733A	Diodes	2-10/5	1N5225B	Diodes	2-8/12
1N4734A	Diodes	2-10/12	1N5226B	Diodes	2-8/16
1N4735A	Diodes	2-10/20	1N5227B	Diodes	2-9/4
1N4736A	Diodes	2-10/28	1N5228B	Diodes	2-9/11
1N4737A	Diodes	2-11/6	1N5229B	Diodes	2-9/18
1N4738A	Diodes	2-11/14	1N5230B	Diodes	2-9/25
1N4739A	Diodes	2-11/23	1N5231B	Diodes	2-10/1
1N4740A	Diodes	2-12/1	1N5232B	Diodes	2-10/8
1N4741A	Diodes	2-12/8	1N5233B	Diodes	2-10/14
1N4742A	Diodes	2-12/16	1N5234B	Diodes	2-10/16
1N4743A	Diodes	2-12/23	1N5235B	Diodes	2-10/24
1N4744A	Diodes	2-13/1	1N5236B	Diodes	2-11/2
1N4745A	Diodes	2-13/8	1N5237B	Diodes	2-11/10
1N4746A	Diodes	2-13/16	1N5238B	Diodes	2-11/16
1N4747A	Diodes	2-13/24	1N5239B	Diodes	2-11/19
1N4748A	Diodes	2-13/31	1N5240B	Diodes	2-11/27
1N4749A	Diodes	2-14/7	1N5241B	Diodes	2-12/4
1N4750A	Diodes	2-14/15	1N5242B	Diodes	2-12/12
1N4751A	Diodes	2-14/23	1N5243B	Diodes	2-12/19
1N4752A	Diodes	2-14/30	1N5244B	Diodes	2-12/25
1N482B	Diodes	2-4/20	1N5245B	Diodes	2-12/27
1N483B	Diodes	2-4/17	1N5246B	Diodes	2-13/4
1N483BJAN	Diodes	2-6/13	1N5247B	Diodes	2-13/10
	Aerospace & Defense	12-14/5	1N5248B	Diodes	2-13/12
1N483BJANTX	Diodes	2-6/14	1N5249B	Diodes	2-13/18
	Aerospace & Defense	12-14/6	1N5250B	Diodes	2-13/20
1N484B	Diodes	2-4/14	1N5251B	Diodes	2-13/27
1N485B	Diodes	2-4/7	1N5252B	Diodes	2-14/3
1N485BJAN	Diodes	2-6/15	1N5253B	Diodes	2-14/9
	Aerospace & Defense	12-14/7	1N5254B	Diodes	2-14/11
1N485BJANTX	Diodes	2-6/16	1N5255B	Diodes	2-14/17
	Aerospace & Defense	12-14/8	1N5256B	Diodes	2-14/19
1N486B	Diodes	2-4/6	1N5257B	Diodes	2-14/26
1N486BJAN	Diodes	2-6/17	1N5282	Diodes	2-3/5
	Aerospace & Defense	12-14/9	1N5768JAN	Diodes	2-20/1
1N486BJANTX	Diodes	2-6/18		Aerospace & Defense	12-14/100
	Aerospace & Defense	12-14/10	1N5768JANTX	Diodes	2-20/2
1N4933	Diodes	2-21/10		Aerospace & Defense	12-14/101
1N4934	Diodes	2-21/11	1N5768JANTXV	Diodes	2-20/3
1N4935	Diodes	2-21/12		Aerospace & Defense	12-14/102
1N4936	Diodes	2-21/13	1N5770JAN	Diodes	2-20/4
1N4937	Diodes	2-21/14		Aerospace & Defense	12-14/103

PRODUCT INDEX

Device No.	Family	Page/Item	Device No.	Family	Page/Item
1N5770JANTX	Diodes	2-20/5	1N748AJANTX	Diodes	2-15/5
	Aerospace & Defense	12-14/104		Aerospace & Defense	12-14/15
1N5770JANTXV	Diodes	2-20/6	1N748AJANTXV	Diodes	2-15/6
	Aerospace & Defense	12-14/105		Aerospace & Defense	12-14/16
1N5772JAN	Diodes	2-20/7	1N749A	Diodes	2-9/17
	Aerospace & Defense	12-14/106			
1N5772JANTX	Diodes	2-20/8	1N749AJAN	Diodes	2-15/7
	Aerospace & Defense	12-14/107		Aerospace & Defense	12-14/17
1N5772JANTXV	Diodes	2-20/9	1N749AJANTX	Diodes	2-15/8
	Aerospace & Defense	12-14/108		Aerospace & Defense	12-14/18
1N5774JAN	Diodes	2-20/10	1N749AJANTX	Diodes	2-15/9
	Aerospace & Defense	12-14/109		Aerospace & Defense	12-14/19
1N5774JANTX	Diodes	2-20/11	1N750A	Diodes	2-9/24
	Aerospace & Defense	12-14/110	1N750AJAN	Diodes	2-15/10
1N5774JANTXV	Diodes	2-20/12		Aerospace & Defense	12-14/20
	Aerospace & Defense	12-14/111	1N750AJANTX	Diodes	2-15/11
1N6100JAN	Diodes	2-20/13		Aerospace & Defense	12-14/21
	Aerospace & Defense	12-14/112	1N750AJANTXV	Diodes	2-15/12
1N6100JANTX	Diodes	2-20/14		Aerospace & Defense	12-14/22
	Aerospace & Defense	12-14/113	1N751A	Diodes	2-9/31
1N6100JANTXV	Diodes	2-20/15	1N751AJAN	Diodes	2-15/13
	Aerospace & Defense	12-14/114		Aerospace & Defense	12-14/23
1N625	Diodes	2-4/4	1N751AJANTX	Diodes	2-15/14
1N626	Diodes	2-5/13		Aerospace & Defense	12-14/24
1N627	Diodes	2-5/12	1N751AJANTXV	Diodes	2-15/15
1N628	Diodes	2-5/8		Aerospace & Defense	12-14/25
1N629	Diodes	2-5/6	1N752A	Diodes	2-10/7
1N643	Diodes	2-5/4			
1N658	Diodes	2-5/10	1N752AJAN	Diodes	2-15/16
1N659	Diodes	2-5/25		Aerospace & Defense	12-14/26
1N660	Diodes	2-5/11, 2-5/20	1N752AJANTX	Diodes	2-15/17
1N661	Diodes	2-5/1, 2-5/14		Aerospace & Defense	12-14/27
1N746A	Diodes	2-8/15	1N752AJANTXV	Diodes	2-15/18
1N747A	Diodes	2-9/3		Aerospace & Defense	12-14/28
1N747AJAN	Diodes	2-15/1	1N753A	Diodes	2-10/15
	Aerospace & Defense	12-14/11	1N754A	Diodes	2-10/22
1N747AJANTX	Diodes	2-15/2	1N755A	Diodes	2-10/30
	Aerospace & Defense	12-14/12	1N756A	Diodes	2-11/8
1N747AJANTXV	Diodes	2-15/3	1N757A	Diodes	2-11/17
	Aerospace & Defense	12-14/13	1N758A	Diodes	2-11/25
1N748A	Diodes	2-9/10	1N759A	Diodes	2-12/10
1N748AJAN	Diodes	2-15/4	1N842	Diodes	2-5/5
	Aerospace & Defense	12-14/14	1N914	Diodes	2-3/12
			1N914A	Diodes	2-3/13
			1N914B	Diodes	2-3/14
			1N914JAN	Diodes	2-6/19
				Aerospace & Defense	12-14/29
			1N914JANTX	Diodes	2-6/20
				Aerospace & Defense	12-14/30

PRODUCT INDEX

Device No.	Family	Page/Item
1N916	Diodes	2-3/15
1N916A	Diodes	2-3/16
1N916B	Diodes	2-3/17
1N957B	Diodes	2-10/23
1N958B	Diodes	2-11/1
1N959B	Diodes	2-11/9
1N960B	Diodes	2-11/18
1N961B	Diodes	2-11/26
1N962B	Diodes	2-12/3
1N962B-1JAN	Diodes	2-15/22
	Aerospace & Defense	12-14/31
1N962B-1JANTX	Diodes	2-15/23
	Aerospace & Defense	12-14/32
1N962B-1JANTXV	Diodes	2-15/24
	Aerospace & Defense	12-14/33
1N962BJAN	Diodes	2-15/19
1N962BJANTX	Diodes	2-15/20
1N962BJANTXV	Diodes	2-15/21
1N963B	Diodes	2-12/11
1N963B-1JAN	Diodes	2-15/28
	Aerospace & Defense	12-14/34
1N963B-1JANTX	Diodes	2-15/29
	Aerospace & Defense	12-14/35
1N963B-1JANTXV	Diodes	2-15/30
	Aerospace & Defense	12-14/36
1N963BJAN	Diodes	2-15/25
1N963BJANTX	Diodes	2-15/26
1N963BJANTXV	Diodes	2-15/27
1N964B	Diodes	2-12/18
1N964B-1JAN	Diodes	2-16/2
	Aerospace & Defense	12-14/37
1N964B-1JANTX	Diodes	2-16/3
	Aerospace & Defense	12-14/38
1N964B-1JANTXV	Diodes	2-16/4
	Aerospace & Defense	12-14/39
1N964BJAN	Diodes	2-15/31
1N964BJANTX	Diodes	2-15/32
1N964BJANTXV	Diodes	2-16/1
1N965B	Diodes	2-12/26
1N965B-1JAN	Diodes	2-16/8
	Aerospace & Defense	12-14/40
1N965B-1JANTX	Diodes	2-16/9
	Aerospace & Defense	12-14/41
1N965B-1JANTXV	Diodes	2-16/10
	Aerospace & Defense	12-14/42

Device No.	Family	Page/Item
1N965BJAN	Diodes	2-16/5
1N965BJANTX	Diodes	2-16/6
1N965BJANTXV	Diodes	2-16/7
1N966B	Diodes	2-13/3
1N966B-1JAN	Diodes	2-16/14
	Aerospace & Defense	12-14/43
1N966B-1JANTX	Diodes	2-16/15
	Aerospace & Defense	12-14/44
1N966B-1JANTXV	Diodes	2-16/16
	Aerospace & Defense	12-14/45
1N966BJAN	Diodes	2-16/11
1N966BJANTX	Diodes	2-16/12
1N966BJANTXV	Diodes	2-16/13
1N967B	Diodes	2-13/11
1N967B-1JAN	Diodes	2-16/20
	Aerospace & Defense	12-14/46
1N967B-1JANTX	Diodes	2-16/21
	Aerospace & Defense	12-14/47
1N967B-1JANTXV	Diodes	2-16/22
	Aerospace & Defense	12-14/48
1N967BJAN	Diodes	2-16/17
1N967BJANTX	Diodes	2-16/18
1N967BJANTXV	Diodes	2-16/19
1N968B	Diodes	2-13/19
1N968B-1JAN	Diodes	2-16/26
	Aerospace & Defense	12-14/49
1N968B-1JANTX	Diodes	2-16/27
	Aerospace & Defense	12-14/50
1N968B-1JANTXV	Diodes	2-16/28
	Aerospace & Defense	12-14/51
1N968BJAN	Diodes	2-16/23
1N968BJANTX	Diodes	2-16/24
1N968BJANTXV	Diodes	2-16/25
1N969B	Diodes	2-13/26
1N969B-1JAN	Diodes	2-16/32
	Aerospace & Defense	12-14/52
1N969B-1JANTX	Diodes	2-17/1
	Aerospace & Defense	12-14/53
1N969B-1JANTXV	Diodes	2-17/2
	Aerospace & Defense	12-14/54
1N969BJAN	Diodes	2-16/29
1N969BJANTX	Diodes	2-16/30
1N969BJANTXV	Diodes	2-16/31
1N970B	Diodes	2-14/2

PRODUCT INDEX

Device No.	Family	Page/Item	Device No.	Family	Page/Item
1N970B-1JAN	Diodes	2-17/6	21021DL	Memories	10-5/11
	Aerospace & Defense	12-14/55	21021DM	Memories	10-5/11
1N970B-1JANTX	Diodes	2-17/7	21021PC	Memories	10-5/11
	Aerospace & Defense	12-14/56	21022DC	Memories	10-5/12
1N970B-1JANTXV	Diodes	2-17/8	21022DL	Memories	10-5/12
	Aerospace & Defense	12-14/57	21022DM	Memories	10-5/12
1N970BJAN	Diodes	2-17/3	21022PC	Memories	10-5/12
1N970BJANTX	Diodes	2-17/4	2102FDC	Memories	10-5/10
1N970BJANTXV	Diodes	2-17/5	2102FDL	Memories	10-5/10
1N971B	Diodes	2-14/10	2102FDM	Memories	10-5/10
1N971B-1JAN	Diodes	2-17/12	2102FPC	Memories	10-5/10
	Aerospace & Defense	12-14/58	2102HDC	Memories	10-5/9
1N971B-1JANTX	Diodes	2-17/13	2102HDL	Memories	10-5/9
	Aerospace & Defense	12-14/59	2102HDM	Memories	10-5/9
1N971B-1JANTXV	Diodes	2-17/14	2102HPC	Memories	10-5/9
	Aerospace & Defense	12-14/60	2102L1DC	Memories	10-5/7
1N971BJAN	Diodes	2-17/9	2102L1DL	Memories	10-5/7
1N971BJANTX	Diodes	2-17/10	2102L1DM	Memories	10-5/7
1N971BJANTXV	Diodes	2-17/11	2102L1PC	Memories	10-5/7
1N972B	Diodes	2-14/18	2102L2DC	Memories	10-5/8
1N972B-1JAN	Diodes	2-17/18	2102L2DL	Memories	10-5/8
	Aerospace & Defense	12-14/61	2102L2DM	Memories	10-5/8
1N972B-1JANTX	Diodes	2-17/19	2102L2PC	Memories	10-5/8
	Aerospace & Defense	12-14/62	2102LFDC	Memories	10-5/6
1N972B-1JANTXV	Diodes	2-17/20	2102LFDL	Memories	10-5/6
	Aerospace & Defense	12-14/63	2102LFDM	Memories	10-5/6
1N972BJAN	Diodes	2-17/15	2102LFPC	Memories	10-5/6
1N972BJANTX	Diodes	2-17/16	2102LHDC	Memories	10-5/5
1N972BJANTXV	Diodes	2-17/17	2102LHDL	Memories	10-5/5
1N973B	Diodes	2-14/25	2102LHDM	Memories	10-5/5
1N973B-1JAN	Diodes	2-17/24	2102LHPC	Memories	10-5/5
	Aerospace & Defense	12-14/64	2102RDC	Memories	10-5/14
1N973B-1JANTX	Diodes	2-17/25	2102SDC	Memories	10-5/13
	Aerospace & Defense	12-14/65	21L021DC	Memories	10-5/3
1N973B-1JANTXV	Diodes	2-17/26	21L021DL	Memories	10-5/3
	Aerospace & Defense	12-14/66	21L021DM	Memories	10-5/3
1N973BJAN	Diodes	2-17/21	21L021PC	Memories	10-5/3
1N973BJANTX	Diodes	2-17/22	21L022DC	Memories	10-5/4
1N973BJANTXV	Diodes	2-17/23	21L022DL	Memories	10-5/4
1S44	Diodes	2-6/2	21L022DM	Memories	10-5/4
1S920	Diodes	2-5/26	21L022PC	Memories	10-5/4
1S921	Diodes	2-5/21	21L02FDC	Memories	10-5/2
1S922	Diodes	2-5/18	21L02FDL	Memories	10-5/2
1S923	Diodes	2-5/15	21L02FDM	Memories	10-5/2
21021DC	Memories	10-5/11	21L02FPC	Memories	10-5/2

PRODUCT INDEX

Device No.	Family	Page/Item
21L02HDC	Memories	10-5/1
21L02HDL	Memories	10-5/1
21L02HDM	Memories	10-5/1
21L02HPC	Memories	10-5/1
26S10DC	Interface	8-6/12
26S10PC	Interface	8-6/12
26S11DC	Interface	8-6/13
26S11PC	Interface	8-6/13
2N1132	Transistors, Sm. Signal	3-16/19
2N1132JAN	Aerospace & Defense	12-15/15
2N1613	Transistors, Sm. Signal	3-18/16
2N1613JAN	Aerospace & Defense	12-15/16
2N1613JANTX	Aerospace & Defense	12-15/47
2N1613JANTXV	Aerospace & Defense	12-15/18
2N1711	Transistors, Sm. Signal	3-18/18
2N1893	Transistors, Sm. Signal	3-20/8
2N2218	Transistors, Sm. Signal	3-15/29
2N2218A	Transistors, Sm. Signal	3-17/6
2N2218AJAN	Aerospace & Defense	12-15/22
2N2218AJANTXV	Aerospace & Defense	12-15/23
2N2218AJANTXV	Aerospace & Defense	12-15/24
2N2218JAN	Aerospace & Defense	12-15/19
2N2218JANTX	Aerospace & Defense	12-15/20
2N2218JANTXV	Aerospace & Defense	12-15/21
2N2219	Transistors, Sm. Signal	3-16/4
2N2219A	Transistors, Sm. Signal	3-17/11
2N2219AJAN	Aerospace & Defense	12-15/28
2N2219AJANTX	Aerospace & Defense	12-15/29
2N2219AJANTXV	Aerospace & Defense	12-15/30
2N2219JAN	Aerospace & Defense	12-15/25
2N2219JANTX	Aerospace & Defense	12-15/26
2N2219JANTXV	Aerospace & Defense	12-15/27
2N2221	Transistors, Sm. Signal	3-15/30
2N2221A	Transistors, Sm. Signal	3-17/7
2N2221AJAN	Aerospace & Defense	12-15/34
2N2221AJANTX	Aerospace & Defense	12-15/35
2N2221AJANTXV	Aerospace & Defense	12-15/36
2N2221JAN	Aerospace & Defense	12-15/31
2N2221JANTX	Aerospace & Defense	12-15/32
2N2221JANTXV	Aerospace & Defense	12-15/33
2N2222	Transistors, Sm. Signal	3-16/5
2N2222A	Transistors, Sm. Signal	3-17/13
2N2222AJAN	Aerospace & Defense	12-15/40
2N2222AJANTX	Aerospace & Defense	12-15/41
2N2222AJANTXV	Aerospace & Defense	12-15/42

Device No.	Family	Page/Item
2N2222JAN	Aerospace & Defense	12-15/37
2N2222JANTX	Aerospace & Defense	12-15/38
2N2222JANTXV	Aerospace & Defense	12-15/39
2N2270	Transistors, Sm. Signal	3-18/12
2N2369	Transistors, Sm. Signal	3-13/18
2N2369A	Transistors, Sm. Signal	3-13/20
2N2369AJAN	Aerospace & Defense	12-15/43
2N2369AJANTX	Aerospace & Defense	12-15/44
2N2369AJANTXV	Aerospace & Defense	12-15/45
2N2405	Transistors, Sm. Signal	3-20/12
2N2481JAN	Aerospace & Defense	12-15/46
2N2481JANTX	Aerospace & Defense	12-15/47
2N2484	Transistors, Sm. Signal	3-23/7
2N2484JAN	Aerospace & Defense	12-15/48
2N2484JANTX	Aerospace & Defense	12-15/49
2N2484JANTXV	Aerospace & Defense	12-15/50
2N2725	Transistors, Sm. Signal	3-27/20
2N2857	Transistors, Sm. Signal	3-25/21
2N2894	Transistors, Sm. Signal	3-13/13
2N2904	Transistors, Sm. Signal	3-17/24
2N2904A	Transistors, Sm. Signal	3-19/12
2N2904AJAN	Aerospace & Defense	12-15/54
2N2904AJANTX	Aerospace & Defense	12-15/55
2N2904AJANTXV	Aerospace & Defense	12-15/56
2N2904JAN	Aerospace & Defense	12-15/51
2N2904JANTX	Aerospace & Defense	12-15/52
2N2904JANTXV	Aerospace & Defense	12-15/53
2N2905	Transistors, Sm. Signal	3-17/29
2N2905A	Transistors, Sm. Signal	3-19/14
2N2905AJAN	Aerospace & Defense	12-15/60
2N2905AJANTX	Aerospace & Defense	12-15/61
2N2905JAN	Aerospace & Defense	12-15/57
2N2905JANTX	Aerospace & Defense	12-15/58
2N2905AJANTXV	Aerospace & Defense	12-15/62
2N2905SJANTXV	Aerospace & Defense	12-15/59
2N2906A	Transistors, Sm. Signal	3-19/13
2N2906AJAN	Aerospace & Defense	12-15/66
2N2906AJANTX	Aerospace & Defense	12-15/67
2N2906AJANTXV	Aerospace & Defense	12-15/68
2N2906JAN	Aerospace & Defense	12-15/63
2N2906JANTX	Aerospace & Defense	12-15/64
2N2906JANTXV	Aerospace & Defense	12-15/65
2N2907	Transistors, Sm. Signal	3-17/30
2N2907A	Transistors, Sm. Signal	3-19/16
2N2907AJAN	Aerospace & Defense	12-15/72

PRODUCT INDEX

Device No.	Family	Page/Item
2N2907AJANTX	Aerospace & Defense	12-15/73
2N2907AJANTXV	Aerospace & Defense	12-15/74
2N2907JAN	Aerospace & Defense	12-15/69
2N2907JANTX	Aerospace & Defense	12-15/70
2N2907JANTXV	Aerospace & Defense	12-15/71
2N2913	Transistors, Sm. Signal	3-26/19
2N2914	Transistors, Sm. Signal	3-26/22
2N2915	Transistors, Sm. Signal	3-26/21
2N2917	Transistors, Sm. Signal	3-26/20
2N2918	Transistors, Sm. Signal	3-26/23
2N2919	Transistors, Sm. Signal	3-26/26
2N2919JAN	Aerospace & Defense	12-15/75
2N2919JANTX	Aerospace & Defense	12-15/76
2N2919JANTXV	Aerospace & Defense	12-15/77
2N2920	Transistors, Sm. Signal	3-27/1
2N2920A	Transistors, Sm. Signal	3-27/2
2N2920JAN	Aerospace & Defense	12-15/78
2N2920JANTX	Aerospace & Defense	12-15/79
2N2920JANTXV	Aerospace & Defense	12-15/80
2N3009	Transistors, Sm. Signal	3-13/23
2N3013	Transistors, Sm. Signal	3-13/24
2N3013JAN	Aerospace & Defense	12-15/81
2N3013JANTX	Aerospace & Defense	12-15/82
2N3014	Transistors, Sm. Signal	3-13/31
2N3019	Transistors, Sm. Signal	3-20/11
2N3020	Transistors, Sm. Signal	3-20/7
2N3053	Transistors, Sm. Signal	3-18/17
2N3054	Transistors, Power	3-6/1
2N3055	Transistors, Power	3-9/27
2N3055SD	Transistors, Power	3-9/25
2N3114	Transistors, Sm. Signal	3-23/22
2N3117	Transistors, Sm. Signal	3-23/13
2N3209	Transistors, Sm. Signal	3-14/2
2N3250	Transistors, Sm. Signal	3-17/18
2N3250A	Transistors, Sm. Signal	3-18/21
2N3251	Transistors, Sm. Signal	3-17/21
2N3251A	Transistors, Sm. Signal	3-18/22
2N3253	Transistors, Sm. Signal	3-14/7
2N3300	Transistors, Sm. Signal	3-16/2
2N3302	Transistors, Sm. Signal	3-16/3
2N3439	Transistors, Power	3-4/22
2N3440	Transistors, Power	3-4/16, 3-11/3
2N3444	Transistors, Sm. Signal	3-14/14
2N3467	Transistors, Sm. Signal	3-14/8

Device No.	Family	Page/Item
2N3468	Transistors, Sm. Signal	3-14/10
2N3502	Transistors, Sm. Signal	3-18/3
2N3503	Transistors, Sm. Signal	3-18/25
2N3504	Transistors, Sm. Signal	3-18/4
2N3505	Transistors, Sm. Signal	3-18/26
2N3563	Transistors, Sm. Signal	3-25/8
2N3565	Transistors, Sm. Signal	3-21/15
2N3566	Transistors, Sm. Signal	3-15/25
2N3567	Transistors, Sm. Signal	3-17/4
2N3568	Transistors, Sm. Signal	3-19/20
2N3569	Transistors, Sm. Signal	3-17/10
2N3570	Transistors, Sm. Signal	3-26/9
2N3571	Transistors, Sm. Signal	3-26/10
2N3572	Transistors, Sm. Signal	3-26/11
2N3638	Transistors, Sm. Signal	3-15/18
2N3638A	Transistors, Sm. Signal	3-15/20
2N3639	Transistors, Sm. Signal	3-13/2
2N3640	Transistors, Sm. Signal	3-13/12
2N3641	Transistors, Sm. Signal	3-16/1
2N3642	Transistors, Sm. Signal	3-18/10
2N3643	Transistors, Sm. Signal	3-16/6
2N3644	Transistors, Sm. Signal	3-18/5
2N3645	Transistors, Sm. Signal	3-18/27
2N3646	Transistors, Sm. Signal	3-13/25
2N3683	Transistors, Sm. Signal	3-26/12
2N3713	Transistors, Power	3-8/11
2N3714	Transistors, Power	3-8/24
2N3715	Transistors, Power	3-8/14
2N3716	Transistors, Power	3-8/26, 3-11/10
2N3724	Transistors, Sm. Signal	3-14/4
2N3725	Transistors, Sm. Signal	3-14/12
2N3740	Transistors, Power	3-3/28
2N3741	Transistors, Power	3-4/7
2N3766	Transistors, Power	3-5/12
2N3767	Transistors, Power	3-5/17
2N3771	Transistors, Power	3-10/18
2N3772	Transistors, Power	3-10/9
2N3789	Transistors, Power	3-8/12
2N3790	Transistors, Power	3-8/25
2N3791	Transistors, Power	3-8/15
2N3792	Transistors, Power	3-8/27
2N3800	Transistors, Sm. Signal	3-27/3
2N3802	Transistors, Sm. Signal	3-27/5
2N3804	Transistors, Sm. Signal	3-27/7

PRODUCT INDEX

Device No.	Family	Page/Item
2N3805	Transistors, Sm. Signal	3-27/10
2N3806	Transistors, Sm. Signal	3-27/4
2N3808	Transistors, Sm. Signal	3-27/6
2N3810	Transistors, Sm. Signal	3-27/8
2N3811	Transistors, Sm. Signal	3-27/11
2N3839	Transistors, Sm. Signal	3-25/22
2N3880	Transistors, Sm. Signal	3-25/23
2N3903	Transistors, Sm. Signal	3-16/24
2N3904	Transistors, Sm. Signal	3-16/25
2N3905	Transistors, Sm. Signal	3-17/19
2N3906	Transistors, Sm. Signal	3-17/23
2N3947	Transistors, Sm. Signal	3-16/26
2N3962	Transistors, Sm. Signal	3-23/4
2N3964	Transistors, Sm. Signal	3-22/14
2N3965	Transistors, Sm. Signal	3-23/2
2N4013	Transistors, Sm. Signal	3-14/5
2N4014	Transistors, Sm. Signal	3-14/13
2N4017	Transistors, Sm. Signal	3-27/12
2N4020	Transistors, Sm. Signal	3-26/24
2N4023	Transistors, Sm. Signal	3-26/25
2N4025	Transistors, Sm. Signal	3-27/9
2N4030	Transistors, Sm. Signal	3-18/30
2N4032	Transistors, Sm. Signal	3-19/9
2N4033	Transistors, Sm. Signal	3-20/3
2N4037	Transistors, Sm. Signal	3-17/27
2N4047	Transistors, Sm. Signal	3-14/11
2N4123	Transistors, Sm. Signal	3-15/24
2N4124	Transistors, Sm. Signal	3-15/2
2N4125	Transistors, Sm. Signal	3-16/8
2N4126	Transistors, Sm. Signal	3-15/15
2N4208	Transistors, Sm. Signal	3-13/7
2N4209	Transistors, Sm. Signal	3-13/15
2N4231	Transistors, Power	3-5/26
2N4232	Transistors, Power	3-6/5
2N4233	Transistors, Power	3-6/10
2N4234	Transistors, Power	3-5/10
2N4235	Transistors, Power	3-5/11
2N4236	Transistors, Power	3-5/16
2N4237	Transistors, Power	3-5/27
2N4238	Transistors, Power	3-6/6
2N4239	Transistors, Power	3-6/11
2N4248	Transistors, Sm. Signal	3-22/2
2N4249	Transistors, Sm. Signal	3-22/32
2N4250	Transistors, Sm. Signal	3-21/32
2N4250A	Transistors, Sm. Signal	3-22/31

Device No.	Family	Page/Item
2N4258	Transistors, Sm. Signal	3-13/8
2N4258A	Transistors, Sm. Signal	3-13/6
2N4274	Transistors, Sm. Signal	3-13/4
2N4275	Transistors, Sm. Signal	3-13/17
2N4313	Transistors, Sm. Signal	3-13/10
2N4354	Transistors, Sm. Signal	3-18/20
2N4355	Transistors, Sm. Signal	3-18/23
2N4356	Transistors, Sm. Signal	3-19/28
2N4398	Transistors, Power	3-10/19, 3-12/5
2N4399	Transistors, Power	3-10/21
2N4400	Transistors, Sm. Signal	3-17/8
2N4401	Transistors, Sm. Signal	3-17/15
2N4402	Transistors, Sm. Signal	3-17/26
2N4403	Transistors, Sm. Signal	3-18/1
2N4409	Transistors, Sm. Signal	3-18/13
2N4410	Transistors, Sm. Signal	3-20/6
2N4895	Transistors, Power	3-6/25
2N4896	Transistors, Power	3-6/27
2N4897	Transistors, Power	3-7/3
2N4898	Transistors, Power	3-3/24
2N4899	Transistors, Power	3-4/2
2N4900	Transistors, Power	3-4/8
2N4901	Transistors, Power	3-6/17
2N4902	Transistors, Power	3-6/24
2N4903	Transistors, Power	3-7/2
2N4904	Transistors, Power	3-6/18
2N4905	Transistors, Power	3-6/28
2N4906	Transistors, Power	3-7/6
2N4907	Transistors, Power	3-8/9
2N4908	Transistors, Power	3-8/18
2N4909	Transistors, Power	3-8/29
2N4910	Transistors, Power	3-3/25
2N4911	Transistors, Power	3-4/1
2N4912	Transistors, Power	3-4/9
2N4913	Transistors, Power	3-6/18
2N4914	Transistors, Power	3-6/28
2N4915	Transistors, Power	3-7/6
2N4926	Transistors, Sm. Signal	3-24/9
2N4927	Transistors, Sm. Signal	3-24/16
2N5022	Transistors, Sm. Signal	3-14/9
2N5023	Transistors, Sm. Signal	3-14/3
2N5031	Transistors, Sm. Signal	3-25/24
2N5038	Transistors, Power	3-10/16, 3-12/1

PRODUCT INDEX

Device No.	Family	Page/Item
2N5039	Transistors, Power	3-10/12
2N5058	Transistors, Power	3-3/12
	Transistors, Sm. Signal	3-24/18
2N5059	Transistors, Power	3-3/11
	Transistors, Sm. Signal	3-24/17
2N5067	Transistors, Power	3-6/17
2N5068	Transistors, Power	3-6/24
2N5069	Transistors, Power	3-7/2
2N5086	Transistors, Sm. Signal	3-22/27
2N5087	Transistors, Sm. Signal	3-22/26
2N5088	Transistors, Sm. Signal	3-21/26
2N5089	Transistors, Sm. Signal	3-21/14
2N5128	Transistors, Sm. Signal	3-14/15
2N5130	Transistors, Sm. Signal	3-25/15
2N5133	Transistors, Sm. Signal	3-20/13
2N5134	Transistors, Sm. Signal	3-13/3
2N5135	Transistors, Sm. Signal	3-15/6
2N5136	Transistors, Sm. Signal	3-14/20
2N5138	Transistors, Sm. Signal	3-21/28
2N5142	Transistors, Sm. Signal	3-14/17
2N5179	Transistors, Sm. Signal	3-25/9
2N5209	Transistors, Sm. Signal	3-22/25
2N5210	Transistors, Sm. Signal	3-22/24
2N5223	Transistors, Sm. Signal	3-14/19
2N5224	Transistors, Sm. Signal	3-13/5
2N5225	Transistors, Sm. Signal	3-15/7
2N5226	Transistors, Sm. Signal	3-15/7
2N5227	Transistors, Sm. Signal	3-16/9
2N5228	Transistors, Sm. Signal	3-13/1
2N5294	Transistors, Power	3-6/7
2N5296	Transistors, Power	3-5/24
2N5298	Transistors, Power	3-6/2
2N5301	Transistors, Power	3-10/20, 3-12/5
2N5302	Transistors, Power	3-10/22
2N5303	Transistors, Power	3-10/15
2N5320	Transistors, Power	3-5/2
2N5321	Transistors, Power	3-4/29
2N5322	Transistors, Power	3-5/2
2N5323	Transistors, Power	3-4/29
2N5334	Transistors, Power	3-5/13
2N5335	Transistors, Power	3-5/18
2N5336	Transistors, Power	3-7/4
2N5337	Transistors, Power	3-7/5
2N5338	Transistors, Power	3-7/8

Device No.	Family	Page/Item
2N5339	Transistors, Power	3-7/9
2N5400	Transistors, Sm. Signal	3-23/18
2N5401	Transistors, Sm. Signal	3-23/25
2N5415	Transistors, Power	3-4/13
2N5416	Transistors, Power	3-4/20
2N5490	Transistors, Power	3-6/19
2N5492	Transistors, Power	3-6/21
2N5494	Transistors, Power	3-6/20
2N5496	Transistors, Power	3-6/29
2N5550	Transistors, Sm. Signal	3-23/21
2N5629	Transistors, Power	3-10/3
2N5630	Transistors, Power	3-10/5
2N5631	Transistors, Power	3-10/7
2N5679	Transistors, Power	3-4/11
2N5680	Transistors, Power	3-4/12
2N5681	Transistors, Power	3-4/11
2N5682	Transistors, Power	3-4/12
2N5683	Transistors, Power	3-11/1
2N5684	Transistors, Power	3-11/2
2N5685	Transistors, Power	3-11/1
2N5686	Transistors, Power	3-11/2
2N5769	Transistors, Sm. Signal	3-13/21
2N5770	Transistors, Sm. Signal	3-26/2
2N5771	Transistors, Sm. Signal	3-13/16
2N5772	Transistors, Sm. Signal	3-13/27
2N5830	Transistors, Sm. Signal	3-23/16
2N5831	Transistors, Sm. Signal	3-24/3
2N5832	Transistors, Sm. Signal	3-24/4
2N5833	Transistors, Sm. Signal	3-24/5
2N5838	Transistors, Power	3-5/20
2N5839	Transistors, Power	3-5/21, 3-11/8
2N5840	Transistors, Power	3-5/23, 3-11/9
2N5871	Transistors, Power	3-7/17
2N5872	Transistors, Power	3-7/20
2N5873	Transistors, Power	3-7/17
2N5874	Transistors, Power	3-7/20
2N5875	Transistors, Power	3-7/26
2N5876	Transistors, Power	3-8/2
2N5877	Transistors, Power	3-7/26
2N5878	Transistors, Power	3-8/2
2N5879	Transistors, Power	3-9/18
2N5880	Transistors, Power	3-9/19
2N5881	Transistors, Power	3-9/18

1

PRODUCT INDEX

Device No.	Family	Page/Item
2N5882	Transistors, Power	3-9/19
2N5883	Transistors, Power	3-10/10
2N5884	Transistors, Power	3-10/14
2N5885	Transistors, Power	3-10/10
2N5886	Transistors, Power	3-10/14
2N5910	Transistors, Sm. Signal	3-14/1
2N5961	Transistors, Sm. Signal	3-23/5
2N5962	Transistors, Sm. Signal	3-22/16
2N6029	Transistors, Power	3-10/4
2N6030	Transistors, Power	3-10/6
2N6031	Transistors, Power	3-10/8
2N6050	Transistors, Power	3-9/17
2N6051	Transistors, Power	3-9/20
2N6052	Transistors, Power	3-9/21
2N6053	Transistors, Power	3-8/1
2N6054	Transistors, Power	3-8/3
2N6055	Transistors, Power	3-8/1
2N6056	Transistors, Power	3-8/3
2N6057	Transistors, Power	3-9/17
2N6058	Transistors, Power	3-9/20
2N6059	Transistors, Power	3-9/21
2N6099	Transistors, Power	3-8/13
2N6101	Transistors, Power	3-8/23
2N6103	Transistors, Power	3-8/7
2N6107	Transistors, Power	3-7/19
2N6109	Transistors, Power	3-7/16
2N6111	Transistors, Power	3-7/14
2N6121	Transistors, Power	3-5/28
2N6122	Transistors, Power	3-6/4
2N6123	Transistors, Power	3-6/9
2N6124	Transistors, Power	3-5/28
2N6125	Transistors, Power	3-6/4
2N6126	Transistors, Power	3-6/9
2N6129	Transistors, Power	3-7/15
2N6130	Transistors, Power	3-7/18
2N6131	Transistors, Power	3-7/21
2N6132	Transistors, Power	3-7/15
2N6133	Transistors, Power	3-7/18
2N6134	Transistors, Power	3-7/21
2N6249	Transistors, Power	3-9/7, 3-11/13
2N6250	Transistors, Power	3-9/8, 3-11/14
2N6251	Transistors, Power	3-9/15, 3-11/15

Device No.	Family	Page/Item
2N6282	Transistors, Power	3-10/11, 3-12/2
2N6283	Transistors, Power	3-10/13, 3-12/3
2N6284	Transistors, Power	3-10/17, 3-12/4
2N6285	Transistors, Power	3-10/11, 3-12/2
2N6286	Transistors, Power	3-10/13, 3-12/3
2N6287	Transistors, Power	3-10/17, 3-12/4
2N6306	Transistors, Power	3-8/4
2N6307M	Transistors, Power	3-8/5
2N6308M	Transistors, Power	3-8/6
2N6383	Transistors, Power	3-8/10
2N6384	Transistors, Power	3-8/21
2N6385	Transistors, Power	3-9/3
2N6386	Transistors, Power	3-8/8, 3-11/17
2N6387	Transistors, Power	3-8/16, 3-11/18
2N6388	Transistors, Power	3-8/28, 3-11/19
2N6473	Transistors, Power	3-6/13
2N6474	Transistors, Power	3-6/15
2N6475	Transistors, Power	3-6/13
2N6476	Transistors, Power	3-6/15
2N6486	Transistors, Power	3-9/22
2N6487	Transistors, Power	3-9/28
2N6488	Transistors, Power	3-10/1
2N6489	Transistors, Power	3-9/22
2N6490	Transistors, Power	3-9/28
2N6491	Transistors, Power	3-10/1
2N6569	Transistors, Power	3-9/16
2N6576	Transistors, Power	3-9/24
2N6577	Transistors, Power	3-10/2
2N6657	Transistors, Power	3-12/8
2N6658	Transistors, Power	3-12/13
2N6661	Transistors, Power	3-12/14
2N697	Transistors, Sm. Signal	3-17/9
2N706JAN	Aerospace & Defense	12-15/1
2N708	Transistors, Sm. Signal	3-13/30
2N708JAN	Aerospace & Defense	12-15/2
2N708JANTX	Aerospace & Defense	12-15/3

PRODUCT INDEX

1

Device No.	Family	Page/Item
2N718	Transistors, Sm. Signal	3-15/23
2N718A	Transistors, Sm. Signal	3-18/15
2N718AJAN	Aerospace & Defense	12-15/4
2N718AJANTX	Aerospace & Defense	12-15/5
2N718AJANTXV	Aerospace & Defense	12-15/6
2N744JAN	Aerospace & Defense	12-15/7
2N914	Transistors, Sm. Signal	3-13/29
2N914JAN	Aerospace & Defense	12-15/8
2N914JANTX	Aerospace & Defense	12-15/9
2N915	Transistors, Sm. Signal	3-18/14
2N918	Transistors, Sm. Signal	3-25/10
2N918JAN	Aerospace & Defense	12-15/10
2N918JANTX	Aerospace & Defense	12-15/11
2N918JANTXV	Aerospace & Defense	12-15/12
2N930	Transistors, Sm. Signal	3-22/15
2N930JAN	Aerospace & Defense	12-15/13
2N930JANTX	Aerospace & Defense	12-15/14
2N997	Transistors, Sm. Signal	3-27/19
30001BAB	Aerospace & Defense	12-11/19
30001BAC	Aerospace & Defense	12-11/20
30001CAB	Aerospace & Defense	12-11/21
30001CAC	Aerospace & Defense	12-11/22
30003BAB	Aerospace & Defense	12-11/23
30003BAC	Aerospace & Defense	12-11/24
30003CAB	Aerospace & Defense	12-11/25
30003CAC	Aerospace & Defense	12-11/26
30005BAB	Aerospace & Defense	12-11/27
30005BAC	Aerospace & Defense	12-11/28
30005CAB	Aerospace & Defense	12-11/29
30005CAC	Aerospace & Defense	12-11/30
30007BAB	Aerospace & Defense	12-11/31
30007BAC	Aerospace & Defense	12-11/32
30007CAB	Aerospace & Defense	12-12/1
30007CAC	Aerospace & Defense	12-12/2
30009BAB	Aerospace & Defense	12-12/3
30009BAC	Aerospace & Defense	12-12/4
30009CAB	Aerospace & Defense	12-12/5
30009CAC	Aerospace & Defense	12-12/6
30103BEB	Aerospace & Defense	12-12/7
30103CEB	Aerospace & Defense	12-12/8
30105BEB	Aerospace & Defense	12-12/9
30105CEB	Aerospace & Defense	12-12/10
30106BEB	Aerospace & Defense	12-12/11
30106CEB	Aerospace & Defense	12-12/12
30109BEB	Aerospace & Defense	12-12/13

Device No.	Family	Page/Item
30109BFB	Aerospace & Defense	12-12/14
30109CEB	Aerospace & Defense	12-12/15
30109CFB	Aerospace & Defense	12-12/16
30301BAB	Aerospace & Defense	12-12/17
30301BAC	Aerospace & Defense	12-12/18
30301CAB	Aerospace & Defense	12-12/19
30301CAC	Aerospace & Defense	12-12/20
30302BAB	Aerospace & Defense	12-12/22
30302BAC	Aerospace & Defense	12-12/23
30302BCB	Aerospace & Defense	12-12/21
30302CAB	Aerospace & Defense	12-12/25
30302CAC	Aerospace & Defense	12-12/26
30302CCB	Aerospace & Defense	12-12/24
30501BAB	Aerospace & Defense	12-12/28
30501BAC	Aerospace & Defense	12-12/29
30501BCB	Aerospace & Defense	12-12/27
30501CAB	Aerospace & Defense	12-12/31
30501CAC	Aerospace & Defense	12-12/32
30501CCB	Aerospace & Defense	12-12/30
30701BEB	Aerospace & Defense	12-13/1
30701BFB	Aerospace & Defense	12-13/2
30701CEB	Aerospace & Defense	12-13/3
30701CFB	Aerospace & Defense	12-13/4
30702BEB	Aerospace & Defense	12-13/5
30702CEB	Aerospace & Defense	12-13/6
31001BAB	Aerospace & Defense	12-13/8
31001BAC	Aerospace & Defense	12-13/9
31001BCB	Aerospace & Defense	12-13/7
31001CAB	Aerospace & Defense	12-13/11
31001CAC	Aerospace & Defense	12-13/12
31001CCB	Aerospace & Defense	12-13/10
31003BAB	Aerospace & Defense	12-13/13
31003BAC	Aerospace & Defense	12-13/14
31003CAB	Aerospace & Defense	12-13/15
31003CAC	Aerospace & Defense	12-13/16
31004BAB	Aerospace & Defense	12-13/18
31004BAC	Aerospace & Defense	12-13/19
31004BCB	Aerospace & Defense	12-13/17
31004CAB	Aerospace & Defense	12-13/21
31004CAC	Aerospace & Defense	12-13/22
31004CCB	Aerospace & Defense	12-13/20
3257ADC	Memories	10-8/1
3257XDC	Memories	10-8/1
32581DC	Memories	10-8/2
32582DC	Memories	10-8/2
3258DC	Memories	10-8/2
3258XDC	Memories	10-8/2

PRODUCT INDEX

Device No.	Family	Page/Item
3260DC	Memories	10-8/3
3260XDC	Memories	10-8/3
3262ADC	Digital, MOS	9-35/1
3262BDC	Digital, MOS	9-35/2
3341ADC	Memories	10-9/4
3341APC	Memories	10-9/4
3341DC	Memories	10-9/3
3341DL	Memories	10-9/3
3341DM	Memories	10-9/3
3341PC	Memories	10-9/3
3342DC	Memories	10-9/5
3342PC	Memories	10-9/5
3347DC	Memories	10-9/6
3347PC	Memories	10-9/6
3348DC	Memories	10-9/1
3349DC	Memories	10-9/2
3349PC	Memories	10-9/2
33511DC	Memories	10-9/9
33571DC	Memories	10-9/7
33572DC	Memories	10-9/8
35141DC	Memories	10-8/4
35142DC	Memories	10-8/5
35151DC	Memories	10-8/6
35152DC	Memories	10-8/7
3539DC	Memories	10-5/15
35392DC	Memories	10-5/16
3542ADC	Memories	10-5/14
3542DC	Memories	10-5/13
35512DC	Memories	10-9/10
35512DL	Memories	10-9/10
35512DM	Memories	10-9/10
3708DC	Digital, MOS	9-35/3
3708DL	Digital, MOS	9-35/3
3708DM	Digital, MOS	9-35/3
3708FC	Digital, MOS	9-35/3
3708FM	Digital, MOS	9-35/3
3708PC	Digital, MOS	9-35/3
3814DC	Digital, MOS	9-35/4
3815DC	Digital, MOS	9-35/5
3816DC	Digital, MOS	9-35/6
3816PC	Digital, MOS	9-35/6
40014BDC	Digital, CMOS	9-28/25
40014BDM	Digital, CMOS	9-28/25
40014BDMQB	Digital, CMOS	9-28/25
40014BFC	Digital, CMOS	9-28/25

Device No.	Family	Page/Item
40014BFM	Digital, CMOS	9-28/25
40014BFMQB	Digital, CMOS	9-28/25
40014BPC	Digital, CMOS	9-28/25
4001BDC	Digital, CMOS	9-28/1
4001BDM	Digital, CMOS	9-28/1
4001BDMQB	Digital, CMOS	9-28/1
4001BFC	Digital, CMOS	9-28/1
4001BFM	Digital, CMOS	9-28/1
4001BFMQB	Digital, CMOS	9-28/1
4001BPC	Digital, CMOS	9-28/1
4002BDC	Digital, CMOS	9-28/3
4002BDM	Digital, CMOS	9-28/3
4002BDMQB	Digital, CMOS	9-28/3
4002BFC	Digital, CMOS	9-28/3
4002BFM	Digital, CMOS	9-28/3
4002BFMQB	Digital, CMOS	9-28/3
4002BPC	Digital, CMOS	9-28/3
4006BDC	Digital, CMOS	9-30/7
4006BDM	Digital, CMOS	9-30/7
4006BDMQB	Digital, CMOS	9-30/7
4006BFC	Digital, CMOS	9-30/7
4006BFM	Digital, CMOS	9-30/7
4006BFMQB	Digital, CMOS	9-30/7
4006BPC	Digital, CMOS	9-30/7
4007UBDC	Digital, CMOS	9-28/22
4007UBDM	Digital, CMOS	9-28/22
4007UBDMQB	Digital, CMOS	9-28/22
4007UBFC	Digital, CMOS	9-28/22
4007UBFM	Digital, CMOS	9-28/22
4007UBFMQB	Digital, CMOS	9-28/22
4007UBPC	Digital, CMOS	9-28/22
40085BDC	Digital, CMOS	9-34/4
40085BDM	Digital, CMOS	9-34/4
40085BDMQB	Digital, CMOS	9-34/4
40085BFC	Digital, CMOS	9-34/4
40085BFM	Digital, CMOS	9-34/4
40085BFMQB	Digital, CMOS	9-34/4
40085BPC	Digital, CMOS	9-34/4
4008BDC	Digital, CMOS	9-34/1
4008BDM	Digital, CMOS	9-34/1
4008BDMQB	Digital, CMOS	9-34/1
4008BFC	Digital, CMOS	9-34/1
4008BFM	Digital, CMOS	9-34/1
4008BFMQB	Digital, CMOS	9-34/1
4008BPC	Digital, CMOS	9-34/1

PRODUCT INDEX

1

Device No.	Family	Page/Item
40097BDC	Digital, CMOS	9-28 / 15
40097BDM	Digital, CMOS	9-28 / 15
40097BDMQB	Digital, CMOS	9-28 / 15
40097BFC	Digital, CMOS	9-28 / 15
40097BFM	Digital, CMOS	9-28 / 15
40097BFMQB	Digital, CMOS	9-28 / 15
40097BPC	Digital, CMOS	9-28 / 15
40098BDC	Digital, CMOS	9-28 / 14
40098BDM	Digital, CMOS	9-28 / 14
40098BDMQB	Digital, CMOS	9-28 / 14
40098BFC	Digital, CMOS	9-28 / 14
40098BFM	Digital, CMOS	9-28 / 14
40098BFMQB	Digital, CMOS	9-28 / 14
40098BPC	Digital, CMOS	9-28 / 14
4011BDC	Digital, ECL	9-27 / 17
4011BDM	Digital, ECL	9-27 / 17
4011BDMQB	Digital, ECL	9-27 / 17
4011BFC	Digital, ECL	9-27 / 17
4011BFM	Digital, ECL	9-27 / 17
4011BFMQB	Digital, ECL	9-27 / 17
4011BPC	Digital, ECL	9-27 / 17
4012BDC	Digital, ECL	9-27 / 19
4012BDM	Digital, ECL	9-27 / 19
4012BDMQB	Digital, ECL	9-27 / 19
4012BFC	Digital, ECL	9-27 / 19
4012BFM	Digital, ECL	9-27 / 19
4012BFMQB	Digital, ECL	9-27 / 19
4012BPC	Digital, ECL	9-27 / 19
4013BDC	Digital, CMOS	9-29 / 2
4013BDM	Digital, CMOS	9-29 / 2
4013BDMQB	Digital, CMOS	9-29 / 2
4013BFC	Digital, CMOS	9-29 / 2
4013BFM	Digital, CMOS	9-29 / 2
4013BFMQB	Digital, CMOS	9-29 / 2
4013BPC	Digital, CMOS	9-29 / 2
4014BDC	Digital, CMOS	9-30 / 5
4014BDM	Digital, CMOS	9-30 / 5
4014BDMQB	Digital, CMOS	9-30 / 5
4014BFC	Digital, CMOS	9-30 / 5
4014BFM	Digital, CMOS	9-30 / 5
4014BFMQB	Digital, CMOS	9-30 / 5
4014BPC	Digital, CMOS	9-30 / 5
4015BDC	Digital, CMOS	9-30 / 4
4015BDM	Digital, CMOS	9-30 / 4
4015BDMQB	Digital, CMOS	9-30 / 4

Device No.	Family	Page/Item
4015BFC	Digital, CMOS	9-30 / 4
4015BFM	Digital, CMOS	9-30 / 4
4015BFMQB	Digital, CMOS	9-30 / 4
4015BPC	Digital, CMOS	9-30 / 4
40160BDC	Digital, CMOS	9-31 / 5
40160BDM	Digital, CMOS	9-31 / 5
40160BDMQB	Digital, CMOS	9-31 / 5
40160BFC	Digital, CMOS	9-31 / 5
40160BFM	Digital, CMOS	9-31 / 5
40160BFMQB	Digital, CMOS	9-31 / 5
40160BPC	Digital, CMOS	9-31 / 5
40161BDC	Digital, CMOS	9-31 / 6
40161BDM	Digital, CMOS	9-31 / 6
40161BDMQB	Digital, CMOS	9-31 / 6
40161BFC	Digital, CMOS	9-31 / 6
40161BFM	Digital, CMOS	9-31 / 6
40161BFMQB	Digital, CMOS	9-31 / 6
40161BPC	Digital, CMOS	9-31 / 6
40162BDC	Digital, CMOS	9-31 / 7
40162BDM	Digital, CMOS	9-31 / 7
40162BDMQB	Digital, CMOS	9-31 / 7
40162BFC	Digital, CMOS	9-31 / 7
40162BFM	Digital, CMOS	9-31 / 7
40162BFMQB	Digital, CMOS	9-31 / 7
40162BPC	Digital, CMOS	9-31 / 7
40163BDC	Digital, CMOS	9-31 / 8
40163BDM	Digital, CMOS	9-31 / 8
40163BDMQB	Digital, CMOS	9-31 / 8
40163BFC	Digital, CMOS	9-31 / 8
40163BFM	Digital, CMOS	9-31 / 8
40163BFMQB	Digital, CMOS	9-31 / 8
40163BPC	Digital, CMOS	9-31 / 8
4016BDC	Interface	8-16 / 3
	Digital, CMOS	9-33 / 5
4016BDM	Interface	8-16 / 3
	Digital, CMOS	9-33 / 5
4016BDMQB	Interface	8-16 / 3
	Digital, CMOS	9-33 / 5
4016BFC	Interface	8-16 / 3
	Digital, CMOS	9-33 / 5
4016BFM	Interface	8-16 / 3
	Digital, CMOS	9-33 / 5
4016BFMQB	Interface	8-16 / 3
	Digital, CMOS	9-33 / 5
4016BPC	Interface	8-16 / 3
	Digital, CMOS	9-33 / 5

PRODUCT INDEX

Device No.	Family	Page/Item
40174BDC	Digital, CMOS	9-29/5
40174BDM	Digital, CMOS	9-29/5
40174BDMQB	Digital, CMOS	9-29/5
40174BFC	Digital, CMOS	9-29/5
40174BFM	Digital, CMOS	9-29/5
40174BFMQB	Digital, CMOS	9-29/5
40174BPC	Digital, CMOS	9-29/5
40175BDC	Digital, CMOS	9-29/3
40175BDM	Digital, CMOS	9-29/3
40175BDMQB	Digital, CMOS	9-29/3
40175BFC	Digital, CMOS	9-29/3
40175BFM	Digital, CMOS	9-29/3
40175BFMQB	Digital, CMOS	9-29/3
40175BPC	Digital, CMOS	9-29/3
4017BDC	Digital, CMOS	9-32/9
4017BDM	Digital, CMOS	9-32/9
4017BDMQB	Digital, CMOS	9-32/9
4017BFC	Digital, CMOS	9-32/9
4017BFM	Digital, CMOS	9-32/9
4017BFMQB	Digital, CMOS	9-32/9
4017BPC	Digital, CMOS	9-32/9
4018BDC	Digital, CMOS	9-32/10
4018BDM	Digital, CMOS	9-32/10
4018BDMQB	Digital, CMOS	9-32/10
4018BFC	Digital, CMOS	9-32/10
4018BFM	Digital, CMOS	9-32/10
4018BFMQB	Digital, CMOS	9-32/10
4018BPC	Digital, CMOS	9-32/10
40192BDC	Digital, CMOS	9-31/13
40192BDM	Digital, CMOS	9-31/13
40192BDMQB	Digital, CMOS	9-31/13
40192BFC	Digital, CMOS	9-31/13
40192BFM	Digital, CMOS	9-31/13
40192BFMQB	Digital, CMOS	9-31/13
40192BPC	Digital, CMOS	9-31/13
40193BDC	Digital, CMOS	9-32/1
40193BDM	Digital, CMOS	9-32/1
40193BDMQB	Digital, CMOS	9-32/1
40193BFC	Digital, CMOS	9-32/1
40193BFM	Digital, CMOS	9-32/1
40193BFMQB	Digital, CMOS	9-32/1
40193BPC	Digital, CMOS	9-32/1
40194BDC	Digital, CMOS	9-30/2
40194BDM	Digital, CMOS	9-30/2

Device No.	Family	Page/Item
40194BDMQB	Digital, CMOS	9-30/2
40194BFC	Digital, CMOS	9-30/2
40194BFM	Digital, CMOS	9-30/2
40194BFMQB	Digital, CMOS	9-30/2
40194BPC	Digital, CMOS	9-30/2
40195BDC	Digital, CMOS	9-30/3
40195BDM	Digital, CMOS	9-30/3
40195BDMQB	Digital, CMOS	9-30/3
40195BFC	Digital, CMOS	9-30/3
40195BFM	Digital, CMOS	9-30/3
40195BFMQB	Digital, CMOS	9-30/3
40195BPC	Digital, CMOS	9-30/3
4019BDC	Digital, CMOS	9-29/14
4019BDM	Digital, CMOS	9-29/14
4019BDMQB	Digital, CMOS	9-29/14
4019BFC	Digital, CMOS	9-29/14
4019BFM	Digital, CMOS	9-29/14
4019BFMQB	Digital, CMOS	9-29/14
4019BPC	Digital, CMOS	9-29/14
4020BDC	Digital, CMOS	9-32/7
4020BDM	Digital, CMOS	9-32/7
4020BDMQB	Digital, CMOS	9-32/7
4020BFC	Digital, CMOS	9-32/7
4020BFM	Digital, CMOS	9-32/7
4020BFMQB	Digital, CMOS	9-32/7
4020BPC	Digital, CMOS	9-32/7
4021BDC	Digital, CMOS	9-30/6
4021BDM	Digital, CMOS	9-30/6
4021BDMQB	Digital, CMOS	9-30/6
4021BFC	Digital, CMOS	9-30/6
4021BFM	Digital, CMOS	9-30/6
4021BFMQB	Digital, CMOS	9-30/6
4021BPC	Digital, CMOS	9-30/6
4022BDC	Digital, CMOS	9-32/8
4022BDM	Digital, CMOS	9-32/8
4022BDMQB	Digital, CMOS	9-32/8
4022BFC	Digital, CMOS	9-32/8
4022BFM	Digital, CMOS	9-32/8
4022BFMQB	Digital, CMOS	9-32/8
4022BPC	Digital, CMOS	9-32/8
4023BDC	Digital, ECL	9-27/18
4023BDM	Digital, ECL	9-27/18
4023BDMQB	Digital, ECL	9-27/18
4023BFC	Digital, ECL	9-27/18
4023BFM	Digital, ECL	9-27/18

PRODUCT INDEX

Device No.	Family	Page/Item
4023BFMQB	Digital, ECL	9-27/18
4023BPC	Digital, ECL	9-27/18
4024BDC	Digital, CMOS	9-32/5
4024BDM	Digital, CMOS	9-32/5
4024BDMQB	Digital, CMOS	9-32/5
4024BFC	Digital, CMOS	9-32/5
4024BFM	Digital, CMOS	9-32/5
4024BFMQB	Digital, CMOS	9-32/5
4024BPC	Digital, CMOS	9-32/5
4025BDC	Digital, CMOS	9-28/2
4025BDM	Digital, CMOS	9-28/2
4025BDMQB	Digital, CMOS	9-28/2
4025BFC	Digital, CMOS	9-28/2
4025BFM	Digital, CMOS	9-28/2
4025BFMQB	Digital, CMOS	9-28/2
4025BPC	Digital, CMOS	9-28/2
40272DC	Memories	10-6/2
40272PC	Memories	10-6/2
40273DC	Memories	10-6/3
40273PC	Memories	10-6/3
40274DC	Memories	10-6/4
40274PC	Memories	10-6/4
40275DC	Memories	10-6/5
40275PC	Memories	10-6/5
4027BDC	Digital, CMOS	9-29/1
4027BDM	Digital, CMOS	9-29/1
4027BDMQB	Digital, CMOS	9-29/1
4027BFC	Digital, CMOS	9-29/1
4027BFM	Digital, CMOS	9-29/1
4027BFMQB	Digital, CMOS	9-29/1
4027BPC	Digital, CMOS	9-29/1
4028BDC	Digital, CMOS	9-30/14
4028BDM	Digital, CMOS	9-30/14
4028BDMQB	Digital, CMOS	9-30/14
4028BFC	Digital, CMOS	9-30/14
4028BFM	Digital, CMOS	9-30/14
4028BFMQB	Digital, CMOS	9-30/14
4028BPC	Digital, CMOS	9-30/14
4029BDC	Digital, CMOS	9-32/2
4029BDM	Digital, CMOS	9-32/2
4029BDMQB	Digital, CMOS	9-32/2
4029BFC	Digital, CMOS	9-32/2
4029BFM	Digital, CMOS	9-32/2
4029BFMQB	Digital, CMOS	9-32/2
4029BPC	Digital, CMOS	9-32/2

Device No.	Family	Page/Item
4030BDC	Digital, CMOS	9-28/17
4030BDM	Digital, CMOS	9-28/17
4030BDMQB	Digital, CMOS	9-28/17
4030BFC	Digital, CMOS	9-28/17
4030BFM	Digital, CMOS	9-28/17
4030BFMQB	Digital, CMOS	9-28/17
4030BPC	Digital, CMOS	9-28/17
4031BDC	Digital, CMOS	9-30/9
4031BDM	Digital, CMOS	9-30/9
4031BDMQB	Digital, CMOS	9-30/9
4031BFC	Digital, CMOS	9-30/9
4031BFM	Digital, CMOS	9-30/9
4031BFMQB	Digital, CMOS	9-30/9
4031BPC	Digital, CMOS	9-30/9
4034BDC	Digital, CMOS	9-30/11
4034BDM	Digital, CMOS	9-30/11
4034BDMQB	Digital, CMOS	9-30/11
4034BFC	Digital, CMOS	9-30/11
4034BFM	Digital, CMOS	9-30/11
4034BFMQB	Digital, CMOS	9-30/11
4034BPC	Digital, CMOS	9-30/11
4035BDC	Digital, CMOS	9-30/1
4035BDM	Digital, CMOS	9-30/1
4035BDMQB	Digital, CMOS	9-30/1
4035BFC	Digital, CMOS	9-30/1
4035BFM	Digital, CMOS	9-30/1
4035BFMQB	Digital, CMOS	9-30/1
4035BPC	Digital, CMOS	9-30/1
4040BDC	Digital, CMOS	9-32/6
4040BDM	Digital, CMOS	9-32/6
4040BDMQB	Digital, CMOS	9-32/6
4040BFC	Digital, CMOS	9-32/6
4040BFM	Digital, CMOS	9-32/6
4040BFMQB	Digital, CMOS	9-32/6
4040BPC	Digital, CMOS	9-32/6
4041BDC	Digital, CMOS	9-28/16
4041BDM	Digital, CMOS	9-28/16
4041BDMQB	Digital, CMOS	9-28/16
4041BFC	Digital, CMOS	9-28/16
4041BFM	Digital, CMOS	9-28/16
4041BFMQB	Digital, CMOS	9-28/16
4041BPC	Digital, CMOS	9-28/16
4042BDC	Digital, CMOS	9-29/6
4042BDM	Digital, CMOS	9-29/6
4042BDMQB	Digital, CMOS	9-29/6

1

PRODUCT INDEX

Device No.	Family	Page/Item
4042BFC	Digital, CMOS	9-29/6
4042BFM	Digital, CMOS	9-29/6
4042BFMQB	Digital, CMOS	9-29/6
4042BPC	Digital, CMOS	9-29/6
4043BDC	Digital, CMOS	9-29/7
4043BDM	Digital, CMOS	9-29/7
4043BDMQB	Digital, CMOS	9-29/7
4043BFC	Digital, CMOS	9-29/7
4043BFM	Digital, CMOS	9-29/7
4043BFMQB	Digital, CMOS	9-29/7
4043BPC	Digital, CMOS	9-29/7
4044BDC	Digital, CMOS	9-29/8
4044BDM	Digital, CMOS	9-29/8
4044BDMQB	Digital, CMOS	9-29/8
4044BFC	Digital, CMOS	9-29/8
4044BFM	Digital, CMOS	9-29/8
4044BFMQB	Digital, CMOS	9-29/8
4044BPC	Digital, CMOS	9-29/8
4045BDC	Digital, CMOS	9-32/12
4045BDM	Digital, CMOS	9-32/12
4045BDMQB	Digital, CMOS	9-32/12
4045BFC	Digital, CMOS	9-32/12
4045BFM	Digital, CMOS	9-32/12
4045BFMQB	Digital, CMOS	9-32/12
4045BPC	Digital, CMOS	9-32/12
4046BDC	Digital, CMOS	9-33/4
4046BDM	Digital, CMOS	9-33/4
4046BDMQB	Digital, CMOS	9-33/4
4046BFC	Digital, CMOS	9-33/4
4046BFM	Digital, CMOS	9-33/4
4046BFMQB	Digital, CMOS	9-33/4
4046BPC	Digital, CMOS	9-33/4
4047BDC	Digital, CMOS	9-33/2
4047BDM	Digital, CMOS	9-33/2
4047BDMQB	Digital, CMOS	9-33/2
4047BFC	Digital, CMOS	9-33/2
4047BFM	Digital, CMOS	9-33/2
4047BFMQB	Digital, CMOS	9-33/2
4047BPC	Digital, CMOS	9-33/2
4049BDC	Interface Digital, CMOS	8-12/8 9-28/12
4049BDM	Interface	8-12/8
4049BDMQB	Interface Digital, CMOS	8-12/8 9-28/12

Device No.	Family	Page/Item
4049BFC	Interface Digital, CMOS	8-12/8 9-28/12
4049BFM	Interface Digital, CMOS	8-12/8 9-28/12
4049BFMQB	Interface Digital, CMOS	8-12/8 9-28/12
4049BPC	Interface Digital, CMOS	8-12/8 9-28/12
4050BDC	Interface Digital, CMOS	8-12/9 9-28/13
4050BDM	Interface Digital, CMOS	8-12/9 9-28/13
4050BDMQB	Interface Digital, CMOS	8-12/9 9-28/13
4050BFC	Interface Digital, CMOS	8-12/9 9-28/13
4050BFM	Interface Digital, CMOS	8-12/9 9-28/13
4050BFMQB	Interface Digital, CMOS	8-12/9 9-28/13
4050BPC	Interface Digital, CMOS	8-12/9 9-28/13
4051BDC	Interface Digital, CMOS	8-16/4 9-31/1, 9-33/8
4051BDM	Interface Digital, CMOS	8-16/4 9-31/1, 9-33/8
4051BDMQB	Interface Digital, CMOS	8-16/4 9-31/1, 9-33/8
4051BFC	Interface Digital, CMOS	8-16/4 9-31/1, 9-33/8
4051BFM	Interface Digital, CMOS	8-16/4 9-31/1, 9-33/8
4051BFMQB	Interface Digital, CMOS	8-16/4 9-31/1, 9-33/8
4051BPC	Interface Digital, CMOS	8-16/4 9-31/1, 9-33/8

PRODUCT INDEX

Device No.	Family	Page/Item
4052BDC	Interface	8-16/5
	Digital, CMOS	9-30/17, 9-33/7
4052BDM	Interface	8-16/5
	Digital, CMOS	9-30/17, 9-33/7
4052BDMQB	Interface	8-16/5
	Digital, CMOS	9-30/17, 9-33/7
4052BFC	Interface	8-16/5
	Digital, CMOS	9-30/17, 9-33/7
4052BFM	Interface	8-16/5
	Digital, CMOS	9-30/17, 9-33/7
4052BFMQB	Interface	8-16/5
	Digital, CMOS	9-30/17, 9-33/7
4052BPC	Interface	8-16/5
	Digital, CMOS	9-30/17, 9-33/7
4053BDC	Interface	8-16/6
	Digital, CMOS	9-33/9
4053BDM	Interface	8-16/6
	Digital, CMOS	9-33/9
4053BDMQB	Interface	8-16/6
	Digital, CMOS	9-33/9
4053BFC	Interface	8-16/6
	Digital, CMOS	9-33/9
4053BFM	Interface	8-16/6
	Digital, CMOS	9-33/9
4053BFMQB	Interface	8-16/6
	Digital, CMOS	9-33/9
4053BPC	Interface	8-16/6
	Digital, CMOS	9-33/9
4066BDC	Interface	8-16/7
	Digital, CMOS	9-33/6
4066BDM	Interface	8-16/7
	Digital, CMOS	9-33/6
4066BDMQB	Interface	8-16/7
	Digital, CMOS	9-33/6
4066BFC	Interface	8-16/7
	Digital, CMOS	9-33/6
4066BFM	Interface	8-16/7
	Digital, CMOS	9-33/6
4066BFMQB	Interface	8-16/7
	Digital, CMOS	9-33/6

Device No.	Family	Page/Item
4066BPC	Interface	8-16/7
	Digital, CMOS	9-33/6
4067BDC	Interface	8-16/8
	Digital, CMOS	9-33/10
4067BDM	Interface	8-16/8
	Digital, CMOS	9-33/10
4067BDMQB	Interface	8-16/8
	Digital, CMOS	9-33/10
4067BFC	Interface	8-16/8
	Digital, CMOS	9-33/10
4067BFM	Interface	8-16/8
	Digital, CMOS	9-33/10
4067BFMQB	Interface	8-16/8
	Digital, CMOS	9-33/10
4067BPC	Interface	8-16/8
	Digital, CMOS	9-33/10
4068BDC	Digital, CMOS	9-27/20
	Digital, CMOS	9-27/20
4068BDM	Digital, CMOS	9-27/20
	Digital, CMOS	9-27/20
4068BDMQB	Digital, CMOS	9-27/20
	Digital, CMOS	9-27/20
4068BFC	Digital, CMOS	9-27/20
	Digital, CMOS	9-27/20
4068BFM	Digital, CMOS	9-27/20
	Digital, CMOS	9-27/20
4068BFMQB	Digital, CMOS	9-27/20
	Digital, CMOS	9-27/20
4068BPC	Digital, CMOS	9-27/20
	Digital, CMOS	9-27/20
4069UBDC	Digital, CMOS	9-28/11
	Digital, CMOS	9-28/11
4069UBDM	Digital, CMOS	9-28/11
	Digital, CMOS	9-28/11
4069UBDMQB	Digital, CMOS	9-28/11
	Digital, CMOS	9-28/11
4069UBFC	Digital, CMOS	9-28/11
	Digital, CMOS	9-28/11
4069UBFM	Digital, CMOS	9-28/11
	Digital, CMOS	9-28/11
4069UBFMQB	Digital, CMOS	9-28/11
	Digital, CMOS	9-28/11
4069UBPC	Digital, CMOS	9-28/11
	Digital, CMOS	9-28/11
4070BDC	Digital, CMOS	9-28/18
	Digital, CMOS	9-28/18
4070BDM	Digital, CMOS	9-28/18
	Digital, CMOS	9-28/18
4070BDMQB	Digital, CMOS	9-28/18
	Digital, CMOS	9-28/18
4070BFC	Digital, CMOS	9-28/18
	Digital, CMOS	9-28/18
4070BFM	Digital, CMOS	9-28/18
	Digital, CMOS	9-28/18
4070BFMQB	Digital, CMOS	9-28/18
	Digital, CMOS	9-28/18
4070BPC	Digital, CMOS	9-28/18
	Digital, CMOS	9-28/18
4071BDC	Digital, CMOS	9-28/8
	Digital, CMOS	9-28/8
4071BDM	Digital, CMOS	9-28/8
	Digital, CMOS	9-28/8
4071BDMQB	Digital, CMOS	9-28/8
	Digital, CMOS	9-28/8
4071BFC	Digital, CMOS	9-28/8
	Digital, CMOS	9-28/8
4071BFM	Digital, CMOS	9-28/8
	Digital, CMOS	9-28/8
4071BFMQB	Digital, CMOS	9-28/8
	Digital, CMOS	9-28/8
4071BPC	Digital, CMOS	9-28/8
	Digital, CMOS	9-28/8
4072BDC	Digital, CMOS	9-28/9
	Digital, CMOS	9-28/9

PRODUCT INDEX

Device No.	Family	Page/Item
4072BDM	Digital, CMOS	9-28/9
4072BDMQB	Digital, CMOS	9-28/9
4072BFC	Digital, CMOS	9-28/9
4072BFM	Digital, CMOS	9-28/9
4072BFMQB	Digital, CMOS	9-28/9
4072BPC	Digital, CMOS	9-28/9
4073BDC	Digital, CMOS	9-28/6
4073BDM	Digital, CMOS	9-28/6
4073BDMQB	Digital, CMOS	9-28/6
4073BFC	Digital, CMOS	9-28/6
4073BFM	Digital, CMOS	9-28/6
4073BFMQB	Digital, CMOS	9-28/6
4073BPC	Digital, CMOS	9-28/6
4075BDC	Digital, CMOS	9-28/10
4075BDM	Digital, CMOS	9-28/10
4075BDMQB	Digital, CMOS	9-28/10
4075BFC	Digital, CMOS	9-28/10
4075BFM	Digital, CMOS	9-28/10
4075BFMQB	Digital, CMOS	9-28/10
4075BPC	Digital, CMOS	9-28/10
4076BDC	Digital, CMOS	9-29/4
4076BDM	Digital, CMOS	9-29/4
4076BDMQB	Digital, CMOS	9-29/4
4076BFC	Digital, CMOS	9-29/4
4076BFM	Digital, CMOS	9-29/4
4076BFMQB	Digital, CMOS	9-29/4
4076BPC	Digital, CMOS	9-29/4
4077BDC	Digital, CMOS	9-28/19
4077BDM	Digital, CMOS	9-28/19
4077BDMQB	Digital, CMOS	9-28/19
4077BFC	Digital, CMOS	9-28/19
4077BFM	Digital, CMOS	9-28/19
4077BFMQB	Digital, CMOS	9-28/19
4077BPC	Digital, CMOS	9-28/19
4078BDC	Digital, CMOS	9-28/4
4078BDM	Digital, CMOS	9-28/4
4078BDMQB	Digital, CMOS	9-28/4
4078BFC	Digital, CMOS	9-28/4
4078BFM	Digital, CMOS	9-28/4
4078BFMQB	Digital, CMOS	9-28/4
4078BPC	Digital, CMOS	9-28/4
4081BDC	Digital, CMOS	9-28/5
4081BDM	Digital, CMOS	9-28/5
4081BDMQB	Digital, CMOS	9-28/5
4081BFC	Digital, CMOS	9-28/5

Device No.	Family	Page/Item
4081BFM	Digital, CMOS	9-28/5
4081BFMQB	Digital, CMOS	9-28/5
4081BPC	Digital, CMOS	9-28/5
4082BDC	Digital, CMOS	9-28/7
4082BDM	Digital, CMOS	9-28/7
4082BDMQB	Digital, CMOS	9-28/7
4082BFC	Digital, CMOS	9-28/7
4082BFM	Digital, CMOS	9-28/7
4082BFMQB	Digital, CMOS	9-28/7
4082BPC	Digital, CMOS	9-28/7
4085BDC	Digital, CMOS	9-28/20
4085BDM	Digital, CMOS	9-28/20
4085BDMQB	Digital, CMOS	9-28/20
4085BFC	Digital, CMOS	9-28/20
4085BFM	Digital, CMOS	9-28/20
4085BFMQB	Digital, CMOS	9-28/20
4085BPC	Digital, CMOS	9-28/20
4086BDC	Digital, CMOS	9-28/21
4086BDM	Digital, CMOS	9-28/21
4086BDMQB	Digital, CMOS	9-28/21
4086BFC	Digital, CMOS	9-28/21
4086BFM	Digital, CMOS	9-28/21
4086BFMQB	Digital, CMOS	9-28/21
4086BPC	Digital, CMOS	9-28/21
4093BDC	Digital, CMOS	9-28/23
4093BDM	Digital, CMOS	9-28/23
4093BDMQB	Digital, CMOS	9-28/23
4093BFC	Digital, CMOS	9-28/23
4093BFM	Digital, CMOS	9-28/23
4093BFMQB	Digital, CMOS	9-28/23
4093BPC	Digital, CMOS	9-28/23
4104BDC	Interface	8-12/10
4104BDM	Interface	8-12/10
4104BDMQB	Interface	8-12/10
4104BFC	Interface	8-12/10
4104BFM	Interface	8-12/10
4104BFMQB	Interface	8-12/10
4104BPC	Interface	8-12/10
4510BDC	Digital, CMOS	9-31/11
4510BDM	Digital, CMOS	9-31/11
4510BDMQB	Digital, CMOS	9-31/11
4510BFC	Digital, CMOS	9-31/11
4510BFM	Digital, CMOS	9-31/11
4510BFMQB	Digital, CMOS	9-31/11
4510BPC	Digital, CMOS	9-31/11

PRODUCT INDEX

Device No.	Family	Page/Item	Device No.	Family	Page/Item		
4511BDC	Interface	8-7/5	4518BDC	Digital, CMOS	9-32/3		
	Digital, CMOS	9-29/11,		4518BDM	Digital, CMOS	9-32/3	
		9-31/2			4518BDMQB	Digital, CMOS	9-32/3
4511BDM	Interface	8-7/5	4518BFC	Digital, CMOS	9-32/3		
	Digital, CMOS	9-29/11,	4518BFM	Digital, CMOS	9-32/3		
		9-31/2		4518BFMQB	Digital, CMOS	9-32/3	
4511BDMQB	Interface	8-7/5	4518BPC	Digital, CMOS	9-32/3		
	Digital, CMOS	9-29/11,		4519BDC	Digital, CMOS	9-29/15	
		9-31/2			4519BDM	Digital, CMOS	9-29/15
4511BFC	Interface	8-7/5	4519BDMQB	Digital, CMOS	9-29/15		
	Digital, CMOS	9-29/11,	4519BFC	Digital, CMOS	9-29/15		
		9-31/2		4519BFM	Digital, CMOS	9-29/15	
4511BFM	Interface	8-7/5			4519BFMQB	Digital, CMOS	9-29/15
	Digital, CMOS	9-29/11,	4519BPC	Digital, CMOS	9-29/15		
		9-31/2		4520BDC	Digital, CMOS	9-32/4	
4511BFMQB	Interface	8-7/5	4520BDM	Digital, CMOS	9-32/4		
	Digital, CMOS	9-29/11,		4520BDMQB	Digital, CMOS	9-32/4	
		9-31/2		4520BFC	Digital, CMOS	9-32/4	
4511BPC	Interface	8-7/5	4520BFM	Digital, CMOS	9-32/4		
	Digital, CMOS	9-29/11,	4520BFMQB	Digital, CMOS	9-32/4		
		9-31/2		4520BPC	Digital, CMOS	9-32/4	
4512BDC	Digital, CMOS	9-29/17	4521BDC	Digital, CMOS	9-32/13		
	4512BDM	Digital, CMOS		9-29/17	4521BDM	Digital, CMOS	9-32/13
	4512BDMQB	Digital, CMOS		9-29/17		4521BDMQB	Digital, CMOS
4512BFC	Digital, CMOS	9-29/17	4521BFC	Digital, CMOS	9-32/13		
4512BFM	Digital, CMOS	9-29/17	4521BFM	Digital, CMOS	9-32/13		
4512BFMQB	Digital, CMOS	9-29/17		4521BFMQB	Digital, CMOS	9-32/13	
4512BPC	Digital, CMOS	9-29/17		4521BPC	Digital, CMOS	9-32/13	
4514BDC	Digital, CMOS	9-30/15	4522BDC	Digital, CMOS	9-31/9		
4514BDM	Digital, CMOS	9-30/15	4522BDM	Digital, CMOS	9-31/9		
	4514BDMQB	Digital, CMOS		9-30/15	4522BDMQB	Digital, CMOS	9-31/9
	4514BFC	Digital, CMOS	9-30/15	4522BFC		Digital, CMOS	9-31/9
4514BFM	Digital, CMOS	9-30/15	4522BFM	Digital, CMOS		9-31/9	
4514BFMQB	Digital, CMOS	9-30/15	4522BFMQB	Digital, CMOS	9-31/9		
4514BPC	Digital, CMOS	9-30/15	4522BPC	Digital, CMOS	9-31/9		
	4515BDC	Digital, CMOS		9-30/16	4526BDC	Digital, CMOS	9-31/10
	4515BDM	Digital, CMOS		9-30/16		4526BDM	Digital, CMOS
4515BDMQB	Digital, CMOS	9-30/16	4526BDMQB	Digital, CMOS		9-31/10	
4515BFC	Digital, CMOS	9-30/16	4526BFC	Digital, CMOS	9-31/10		
4515BFM	Digital, CMOS	9-30/16	4526BFM	Digital, CMOS	9-31/10		
	4515BFMQB	Digital, CMOS		9-30/16	4526BFMQB	Digital, CMOS	9-31/10
	4515BPC	Digital, CMOS	9-30/16	4526BPC		Digital, CMOS	9-31/10
4516BDC	Digital, CMOS	9-31/12	4527BDC	Digital, CMOS		9-34/9	
4516BDM	Digital, CMOS	9-31/12	4527BDM	Digital, CMOS	9-34/9		
4516BDMQB	Digital, CMOS	9-31/12	4527BDMQB	Digital, CMOS	9-34/9		
	4516BFC	Digital, CMOS		9-31/12			
	4516BFM	Digital, CMOS		9-31/12			
4516BFMQB	Digital, CMOS	9-31/12					
4516BPC	Digital, CMOS	9-31/12					

PRODUCT INDEX

Device No.	Family	Page/Item
4527BFC	Digital, CMOS	9-34/9
4527BFM	Digital, CMOS	9-34/9
4527BFMQB	Digital, CMOS	9-34/9
4527BPC	Digital, CMOS	9-34/9
4528BDC	Digital, CMOS	9-33/1
4528BDM	Digital, CMOS	9-33/1
4528BDMQB	Digital, CMOS	9-33/1
4528BFC	Digital, CMOS	9-33/1
4528BFM	Digital, CMOS	9-33/1
4528BFMQB	Digital, CMOS	9-33/1
4528BPC	Digital, CMOS	9-33/1
4531BDC	Digital, CMOS	9-34/10
4531BDM	Digital, CMOS	9-34/10
4531BDMQB	Digital, CMOS	9-34/10
4531BFC	Digital, CMOS	9-34/10
4531BFM	Digital, CMOS	9-34/10
4531BFMQB	Digital, CMOS	9-34/10
4531BPC	Digital, CMOS	9-34/10
4532BDC	Digital, CMOS	9-34/11
4532BDM	Digital, CMOS	9-34/11
4532BDMQB	Digital, CMOS	9-34/11
4532BFC	Digital, CMOS	9-34/11
4532BFM	Digital, CMOS	9-34/11
4532BFMQB	Digital, CMOS	9-34/11
4532BPC	Digital, CMOS	9-34/11
4534BDC	Digital, CMOS	9-32/14
4534BDM	Digital, CMOS	9-32/14
4534BDMQB	Digital, CMOS	9-32/14
4534BFC	Digital, CMOS	9-32/14
4534BFM	Digital, CMOS	9-32/14
4534BFMQB	Digital, CMOS	9-32/14
4534BPC	Digital, CMOS	9-32/14
4538BDC	Digital, CMOS	9-33/3
4538BDM	Digital, CMOS	9-33/3
4538BDMQB	Digital, CMOS	9-33/3
4538BFC	Digital, CMOS	9-33/3
4538BFM	Digital, CMOS	9-33/3
4538BFMQB	Digital, CMOS	9-33/3
4538BPC	Digital, CMOS	9-33/3
4539BDC	Digital, CMOS	9-29/16
4539BDM	Digital, CMOS	9-29/16
4539BDMQB	Digital, CMOS	9-29/16
4539BFC	Digital, CMOS	9-29/16
4539BFM	Digital, CMOS	9-29/16
4539BFMQB	Digital, CMOS	9-29/16
4539BPC	Digital, CMOS	9-29/16

Device No.	Family	Page/Item
4543BDC	Interface	8-7/7
	Digital, CMOS	9-29/12, 9-31/3
4543BDM	Interface	8-7/7
	Digital, CMOS	9-29/12, 9-31/3
4543BDMQB	Interface	8-7/7
	Digital, CMOS	9-29/12, 9-31/3
4543BFC	Interface	8-7/7
	Digital, CMOS	9-29/12, 9-31/3
4543BFM	Interface	8-7/7
	Digital, CMOS	9-29/12, 9-31/3
4543BFMQB	Interface	8-7/7
	Digital, CMOS	9-29/12, 9-31/3
4543BPC	Interface	8-7/7
	Digital, CMOS	9-29/12, 9-31/3
4553BDC	Digital, CMOS	9-32/15
4553BDM	Digital, CMOS	9-32/15
4553BDMQB	Digital, CMOS	9-32/15
4553BFC	Digital, CMOS	9-32/15
4553BFM	Digital, CMOS	9-32/15
4553BFMQB	Digital, CMOS	9-32/15
4553BPC	Digital, CMOS	9-32/15
4555BDC	Digital, CMOS	9-30/12
4555BDM	Digital, CMOS	9-30/12
4555BDMQB	Digital, CMOS	9-30/12
4555BFC	Digital, CMOS	9-30/12
4555BFM	Digital, CMOS	9-30/12
4555BFMQB	Digital, CMOS	9-30/12
4555BPC	Digital, CMOS	9-30/12
4556BDC	Digital, CMOS	9-30/13
4556BDM	Digital, CMOS	9-30/13
4556BDMQB	Digital, CMOS	9-30/13
4556BFC	Digital, CMOS	9-30/13
4556BFM	Digital, CMOS	9-30/13
4556BFMQB	Digital, CMOS	9-30/13
4556BPC	Digital, CMOS	9-30/13
4557BDC	Digital, CMOS	9-30/10
4557BDM	Digital, CMOS	9-30/10
4557BDMQB	Digital, CMOS	9-30/10
4557BFC	Digital, CMOS	9-30/10

PRODUCT INDEX

Device No.	Family	Page/Item	Device No.	Family	Page/Item
4557BFM	Digital, CMOS	9-30/10	4702BDC	Digital, CMOS	9-32/11
4557BFMQB	Digital, CMOS	9-30/10		Microcomputers	11-24/1
4557BPC	Digital, CMOS	9-30/10	4702BDM	Digital, CMOS	9-32/11
4560BDC	Digital, CMOS	9-34/2		Microcomputers	11-24/1
4560BDM	Digital, CMOS	9-34/2	4702BDMQB	Digital, CMOS	9-32/11
				Microcomputers	11-24/1
4560BDMQB	Digital, CMOS	9-34/2	4702BFC	Digital, CMOS	9-32/11
4560BFC	Digital, CMOS	9-34/2		Microcomputers	11-24/1
4560BFM	Digital, CMOS	9-34/2	4702BFM	Digital, CMOS	9-32/11
4560BFMQB	Digital, CMOS	9-34/2		Microcomputers	11-24/1
4560BPC	Digital, CMOS	9-34/2	4702BFMQB	Digital, CMOS	9-32/11
				Microcomputers	11-24/1
4561BDC	Digital, CMOS	9-34/12	4702BPC	Digital, CMOS	9-32/11
4561BDM	Digital, CMOS	9-34/12		Microcomputers	11-24/1
4561BDMQB	Digital, CMOS	9-34/12	4702BPC	Digital, CMOS	9-32/11
4561BFC	Digital, CMOS	9-34/12		Microcomputers	11-24/1
4561BFM	Digital, CMOS	9-34/12	4703BDC	Memories	10-9/14
				Microcomputers	11-24/2
4561BFMQB	Digital, CMOS	9-34/12	4703BDM	Memories	10-9/14
4561BPC	Digital, CMOS	9-34/12		Microcomputers	11-24/2
4566BDC	Digital, CMOS	9-32/19	4703BDMQB	Memories	10-9/14
4566BDM	Digital, CMOS	9-32/19		Microcomputers	11-24/2
4566BDMQB	Digital, CMOS	9-32/19	4703BFC	Memories	10-9/14
				Microcomputers	11-24/2
4566BFC	Digital, CMOS	9-32/19	4703BFM	Memories	10-9/14
4566BFM	Digital, CMOS	9-32/19		Microcomputers	11-24/2
4566BFMQB	Digital, CMOS	9-32/19	4703BFMQB	Memories	10-9/14
4566BPC	Digital, CMOS	9-32/19		Microcomputers	11-24/2
4581BDC	Digital, CMOS	9-34/8	4703BPC	Memories	10-9/14
				Microcomputers	11-24/2
4581BDM	Digital, CMOS	9-34/8	4704BDC	Digital, CMOS	9-34/5
4581BDMQB	Digital, CMOS	9-34/8		Microcomputers	11-24/3
4581BFC	Digital, CMOS	9-34/8	4704BDM	Digital, CMOS	9-34/5
4581BFM	Digital, CMOS	9-34/8		Microcomputers	11-24/3
4581BFMQB	Digital, CMOS	9-34/8	4704BDMQB	Digital, CMOS	9-34/5
				Microcomputers	11-24/3
4581BPC	Digital, CMOS	9-34/8	4704BFC	Digital, CMOS	9-34/5
4582BDC	Digital, CMOS	9-34/3		Microcomputers	11-24/3
4582BDM	Digital, CMOS	9-34/3	4704BFM	Digital, CMOS	9-34/5
4582BDMQB	Digital, CMOS	9-34/3		Microcomputers	11-24/3
4582BFC	Digital, CMOS	9-34/3	4704BFMQB	Digital, CMOS	9-34/5
				Microcomputers	11-24/3
4582BFM	Digital, CMOS	9-34/3	4704BPC	Digital, CMOS	9-34/5
4582BFMQB	Digital, CMOS	9-34/3		Microcomputers	11-24/3
4582BPC	Digital, CMOS	9-34/3	4705BDC	Digital, CMOS	9-34/6
4583BDC	Digital, CMOS	9-28/24		Microcomputers	11-24/4
4583BDM	Digital, CMOS	9-28/24	4705BDM	Digital, CMOS	9-34/6
				Microcomputers	11-24/4
4583BDMQB	Digital, CMOS	9-28/24			
4583BFC	Digital, CMOS	9-28/24			
4583BFM	Digital, CMOS	9-28/24			
4583BFMQB	Digital, CMOS	9-28/24			
4583BPC	Digital, CMOS	9-28/24			

PRODUCT INDEX

Device No.	Family	Page/Item
4705BDMQB	Digital, CMOS Microcomputers	9-34/6 11-24/4
4705BFC	Digital, CMOS Microcomputers	9-34/6 11-24/4
4705BFM	Digital, CMOS Microcomputers	9-34/6 11-24/4
4705BFMQB	Digital, CMOS Microcomputers	9-34/6 11-24/4
4705BPC	Digital, CMOS Microcomputers	9-34/6 11-24/4
4706BDC	Memories Microcomputers	10-9/15 11-24/5
4706BDM	Memories Microcomputers	10-9/15 11-24/5
4706BDMQB	Memories Microcomputers	10-9/15 11-24/5
4706BFC	Memories Microcomputers	10-9/15 11-24/5
4706BFM	Memories Microcomputers	10-9/15 11-24/5
4706BFMQB	Memories Microcomputers	10-9/15 11-24/5
4706BPC	Memories Microcomputers	10-9/15 11-24/5
4707BDC	Digital, CMOS Microcomputers	9-34/7 11-24/6
4707BDM	Digital, CMOS Microcomputers	9-34/7 11-24/6
4707DMQB	Digital, CMOS Microcomputers	9-34/7 11-24/6
4707BFC	Digital, CMOS Microcomputers	9-34/7 11-24/6
4707BFM	Digital, CMOS Microcomputers	9-34/7 11-24/6
4707BFMQB	Digital, CMOS Microcomputers	9-34/7 11-24/6
4707BPC	Digital, CMOS Microcomputers	9-34/7 11-24/6
4708BDC	Digital, CMOS Microcomputers	9-34/13 11-24/7
4708BDM	Digital, CMOS Microcomputers	9-34/13 11-24/7
4708BDMQB	Digital, CMOS Microcomputers	9-34/13 11-24/7

Device No.	Family	Page/Item
4708BPC	Digital, CMOS Microcomputers	9-34/13 11-24/7
4710BDC	Memories Microcomputers	10-6/9 11-24/8
4710BDM	Memories Microcomputers	10-6/9 11-24/8
4710BDMQB	Memories Microcomputers	10-6/9 11-24/8
4710BPC	Memories Microcomputers	10-6/9 11-24/8
4720BDC	Memories	10-6/11
4720BDM	Memories	10-6/11
4720BDMQB	Memories	10-6/11
4720BFC	Memories	10-6/11
4720BFM	Memories	10-6/11
4720BFMQB	Memories	10-6/11
4720BPC	Memories	10-6/11
4721BDC	Memories	10-6/12
4721BDM	Memories	10-6/12
4721BDMQB	Memories	10-6/12
4721BFC	Memories	10-6/12
4721BFM	Memories	10-6/12
4721BFMQB	Memories	10-6/12
4721BPC	Memories	10-6/12
4722BDC	Digital, CMOS	9-32/18
4722BDM	Digital, CMOS	9-32/18
4722BDMQB	Digital, CMOS	9-32/18
4722BFC	Digital, CMOS	9-32/18
4722BFM	Digital, CMOS	9-32/18
4722BFMQB	Digital, CMOS	9-32/18
4722BPC	Digital, CMOS	9-32/18
4723BDC	Digital, CMOS	9-29/9
4723BDM	Digital, CMOS	9-29/9
4723BDMQB	Digital, CMOS	9-29/9
4723BFC	Digital, CMOS	9-29/9
4723BFM	Digital, CMOS	9-29/9
4723BFMQB	Digital, CMOS	9-29/9
4723BPC	Digital, CMOS	9-29/9
4724BDC	Digital, CMOS	9-29/10
4724BDM	Digital, CMOS	9-29/10
4724BDMQB	Digital, CMOS	9-29/10
4724BFC	Digital, CMOS	9-29/10
4724BFM	Digital, CMOS	9-29/10
4724BFMQB	Digital, CMOS	9-29/10
4724BPC	Digital, CMOS	9-29/10

PRODUCT INDEX

Device No.	Family	Page/Item	Device No.	Family	Page/Item
4725BDC	Memories	10-6/10	4737BDM	Digital, CMOS	9-32/17
4725BDM	Memories	10-6/10	4737BDMQB	Digital, CMOS	9-32/17
4725BDMQB	Memories	10-6/10	4737BFC	Digital, CMOS	9-32/17
4725BFC	Memories	10-6/10	4737BFM	Digital, CMOS	9-32/17
4725BFM	Memories	10-6/10	4737BFMQB	Digital, CMOS	9-32/17
4725BFMQB	Memories	10-6/10	4737BPC	Digital, CMOS	9-32/17
4725BPC	Memories	10-6/10	4741BDC	Interface	8-16/9
4727BDC	Digital, CMOS	9-32/16		Digital, CMOS	9-33/11
4727BDM	Digital, CMOS	9-32/16	4741BDM	Interface	8-16/9
4727BDMQB	Digital, CMOS	9-32/16		Digital, CMOS	9-33/11
4727BFC	Digital, CMOS	9-32/16	4741BDMQB	Interface	8-16/9
4727BFM	Digital, CMOS	9-32/16		Digital, CMOS	9-33/11
4727BFMQB	Digital, CMOS	9-32/16	4741BFC	Interface	8-16/9
4727BPC	Digital, CMOS	9-32/16		Digital, CMOS	9-33/11
4731BDC	Digital, CMOS	9-30/8	4741BFM	Interface	8-16/9
				Digital, CMOS	9-33/11
4731BDM	Digital, CMOS	9-30/8	4741BFMQB	Interface	8-16/9
4731BDMQB	Digital, CMOS	9-30/8		Digital, CMOS	9-33/11
4731BFC	Digital, CMOS	9-30/8	4741BPC	Interface	8-16/9
4731BFM	Digital, CMOS	9-30/8		Digital, CMOS	9-33/11
4731BFMQB	Digital, CMOS	9-30/8	4N25	Optoelectronics	4-10/10
4731BPC	Digital, CMOS	9-30/8	4N26	Optoelectronics	4-10/11
4734BDC	Interface	8-7/6	4N27	Optoelectronics	4-10/12
	Digital, CMOS	9-29/13, 9-31/4	4N28	Optoelectronics	4-10/13
			4N29	Optoelectronics	4-14/13
4734BDM	Interface	8-7/6	4N30	Optoelectronics	4-14/14
	Digital, CMOS	9-29/13, 9-31/4	4N31	Optoelectronics	4-14/15
			4N32	Optoelectronics	4-14/16
4734BPC	Interface	8-7/6	4N33	Optoelectronics	4-14/17
	Digital, CMOS	9-29/13, 9-31/4	4N35	Optoelectronics	4-10/14
			4N36	Optoelectronics	4-10/15
4735BDC	Memories	10-8/12	4N37	Optoelectronics	4-10/16
4735BDM	Memories	10-8/12	5400DM	Digital, TTL	9-3/6
4735BDMQB	Memories	10-8/12	5400DMQB	Digital, TTL	9-3/6
4735BFC	Memories	10-8/12	5400FM	Digital, TTL	9-3/6
4735BFM	Memories	10-8/12	5400FMQB	Digital, TTL	9-3/6
4735BFMQB	Memories	10-8/12	5401DM	Digital, TTL	9-3/8
4735BPC	Memories	10-8/12	5401DMQB	Digital, TTL	9-3/8
4736BDC	Memories	10-6/13	5401FM	Digital, TTL	9-3/8
4736BDM	Memories	10-6/13	5401FMQB	Digital, TTL	9-3/8
4736BDMQB	Memories	10-6/13	5402DM	Digital, TTL	9-4/1
4736BFC	Memories	10-6/13	5402DMQB	Digital, TTL	9-4/1
4736BFM	Memories	10-6/13	5402FM	Digital, TTL	9-4/1
4736BFMQB	Memories	10-6/13	5402FMQB	Digital, TTL	9-4/1
4736BPC	Memories	10-6/13	5403DM	Digital, TTL	9-3/7
4737BDC	Digital, CMOS	9-32/17			

PRODUCT INDEX

Device No.	Family	Page/Item	Device No.	Family	Page/Item
5403DMQB	Digital, TTL	9-3/7	54116FM	Digital, TTL	9-8/9
5403FM	Digital, TTL	9-3/7	54116MQB	Digital, TTL	9-8/9
5403FMQB	Digital, TTL	9-3/7	5412DM	Digital, TTL	9-3/15
5404DM	Digital, TTL	9-3/1	5412DMQB	Digital, TTL	9-3/15
5404MQB	Digital, TTL	9-3/1	5412FM	Digital, TTL	9-3/15
5404FM	Digital, TTL	9-3/1	5412FMQB	Digital, TTL	9-3/15
5404FMQB	Digital, TTL	9-3/1	54121DM	Digital, TTL	9-17/10
5405DM	Digital, TTL	9-3/2	54121DMQB	Digital, TTL	9-17/10
5405DMQB	Digital, TTL	9-3/2	54121FM	Digital, TTL	9-17/10
5405FM	Digital, TTL	9-3/2	54121FMQB	Digital, TTL	9-17/10
5405FMQB	Digital, TTL	9-3/2	54122DM	Digital, TTL	9-17/11
5406DM	Digital, TTL	9-3/4	54122DMQB	Digital, TTL	9-17/11
5406DMQB	Digital, TTL	9-3/4	54122FM	Digital, TTL	9-17/11
5406FM	Digital, TTL	9-3/4	54122FMQB	Digital, TTL	9-17/11
5406FMQB	Digital, TTL	9-3/4	54123DM	Digital, TTL	9-17/12
5407DM	Digital, TTL	9-4/10	54123DMQB	Digital, TTL	9-17/12
5407DMQB	Digital, TTL	9-4/10	54123FM	Digital, TTL	9-17/12
5407FM	Digital, TTL	9-4/10	54123FMQB	Digital, TTL	9-17/12
5407FMQB	Digital, TTL	9-4/10	54125DM	Digital, TTL	9-5/16
5408DM	Digital, TTL	9-4/11	54125DMQB	Digital, TTL	9-5/16
5408DMQB	Digital, TTL	9-4/11	54125FM	Digital, TTL	9-5/16
5408FM	Digital, TTL	9-4/11	54125FMQB	Digital, TTL	9-5/16
5408FMQB	Digital, TTL	9-4/11	54126DM	Digital, TTL	9-5/17
5409DM	Digital, TTL	9-4/12	54126DMQB	Digital, TTL	9-5/17
5409DMQB	Digital, TTL	9-4/12	54126FM	Digital, TTL	9-5/17
5409FM	Digital, TTL	9-4/12	54126FMQB	Digital, TTL	9-5/17
5409FMQB	Digital, TTL	9-4/12	5413DM	Digital, TTL	9-3/17
5410DM	Digital, TTL	9-3/14	5413DMQB	Digital, TTL	9-3/17
5410DMQB	Digital, TTL	9-3/14	5413FM	Digital, TTL	9-3/17
5410FM	Digital, TTL	9-3/14	5413FMQB	Digital, TTL	9-3/17
5410FMQB	Digital, TTL	9-3/14	54132DM	Digital, TTL	9-3/13
54107DM	Digital, TTL	9-6/16	54132DMQB	Digital, TTL	9-3/13
54107DMQB	Digital, TTL	9-6/16	54132FM	Digital, TTL	9-3/13
54107FM	Digital, TTL	9-6/16	54132FMQB	Digital, TTL	9-3/13
54107FMQB	Digital, TTL	9-6/16	5414DM	Digital, TTL	9-3/5
54109DM	Digital, TTL	9-9/3	5414DMQB	Digital, TTL	9-3/5
54109DMQB	Digital, TTL	9-9/3	5414FM	Digital, TTL	9-3/5
54109FM	Digital, TTL	9-9/3	5414FMQB	Digital, TTL	9-3/5
54109FMQB	Digital, TTL	9-9/3	54141DM	Interface	8-9/1
5411DM	Digital, TTL	9-4/14		Digital, TTL	9-19/2
5411DMQB	Digital, TTL	9-4/14	54141DMQB	Interface	8-9/1
5411FM	Digital, TTL	9-4/14		Digital, TTL	9-19/2
5411FMQB	Digital, TTL	9-4/14	54141FM	Interface	8-9/1
54116DM	Digital, TTL	9-8/9		Digital, TTL	9-19/2
54116DMQB	Digital, TTL	9-8/9	54141FMQB	Interface	8-9/1
				Digital, TTL	9-19/2

PRODUCT INDEX

Device No.	Family	Page/Item
54145DM	Interface	8-9/2
	Digital, TTL	9-11/8, 9-11/18, 9-19/5
54145DMQB	Interface	8-9/2
	Digital, TTL	9-11/8, 9-11/18, 9-19/5
54145FM	Interface	8-9/2
	Digital, TTL	9-11/8, 9-11/18, 9-19/5
54145FMQB	Interface	8-9/2
	Digital, TTL	9-11/8, 9-11/18, 9-19/5
54150DM	Digital, TTL	9-10/8
54150DMQB	Digital, TTL	9-10/8
54150FM	Digital, TTL	9-10/8
54150FMQB	Digital, TTL	9-10/8
54151ADM	Digital, TTL	9-10/1
54151ADMQB	Digital, TTL	9-10/1
54151AFM	Digital, TTL	9-10/1
54151AFMQB	Digital, TTL	9-10/1
54153DM	Digital, TTL	9-9/16
54153DMQB	Digital, TTL	9-9/16
54153FM	Digital, TTL	9-9/16
54153FMQB	Digital, TTL	9-9/16
54154DM	Digital, TTL	9-11/21
54154DMQB	Digital, TTL	9-11/21
54154FM	Digital, TTL	9-11/21
54154FMQB	Digital, TTL	9-11/21
54155DM	Digital, TTL	9-10/13
54155DMQB	Digital, TTL	9-10/13
54155FM	Digital, TTL	9-10/13
54155FMQB	Digital, TTL	9-10/13
54156DM	Digital, TTL	9-10/15
54156DMQB	Digital, TTL	9-10/15
54156FM	Digital, TTL	9-10/15
54156FMQB	Digital, TTL	9-10/15
54157DM	Digital, TTL	9-9/3
54157DMQB	Digital, TTL	9-9/3
54157FM	Digital, TTL	9-9/3
54157FMQB	Digital, TTL	9-9/3

Device No.	Family	Page/Item
5416DM	Digital, TTL	9-3/3
5416DMQB	Digital, TTL	9-3/3
5416FM	Digital, TTL	9-3/3
5416FMQB	Digital, TTL	9-3/3
54160DM	Digital, TTL	9-16/3
54160DMQB	Digital, TTL	9-16/3
54160FM	Digital, TTL	9-16/3
54160FMQB	Digital, TTL	9-16/3
54161DM	Digital, TTL	9-16/5
54161DMQB	Digital, TTL	9-16/5
54161FM	Digital, TTL	9-16/5
54161FMQB	Digital, TTL	9-16/5
54162DM	Digital, TTL	9-16/7
54162DMQB	Digital, TTL	9-16/7
54162FM	Digital, TTL	9-16/7
54162FMQB	Digital, TTL	9-16/7
54163DM	Digital, TTL	9-16/9
54163DMQB	Digital, TTL	9-16/9
54163FM	Digital, TTL	9-16/9
54163FMQB	Digital, TTL	9-16/9
54164DM	Digital, TTL	9-13/5
54164DMQB	Digital, TTL	9-13/5
54164FM	Digital, TTL	9-13/5
54164FMQB	Digital, TTL	9-13/5
54165DM	Digital, TTL	9-14/4
54165DMQB	Digital, TTL	9-14/4
54165FM	Digital, TTL	9-14/4
54165FMQB	Digital, TTL	9-14/4
54166DM	Digital, TTL	9-14/5
54166DMQB	Digital, TTL	9-14/5
54166FM	Digital, TTL	9-14/5
54166FMQB	Digital, TTL	9-14/5
54167DM	Digital, TTL	9-17/4
54167DMQB	Digital, TTL	9-17/4
54167FM	Digital, TTL	9-17/4
54167FMQB	Digital, TTL	9-17/4
5417DM	Digital, TTL	9-4/9
5417DMQB	Digital, TTL	9-4/9
5417FM	Digital, TTL	9-4/9
5417FMQB	Digital, TTL	9-4/9
54170DM	Digital, TTL	9-8/22, 9-14/15
54170DMQB	Digital, TTL	9-8/22, 9-14/15
54170FM	Digital, TTL	9-8/22, 9-14/15

PRODUCT INDEX

Device No.	Family	Page/Item	Device No.	Family	Page/Item
54170FMQB	Digital, TTL	9-8/22, 9-14/15	54181FM	Digital, TTL	9-20/10
54173DM	Digital, TTL	9-14/18	54181FMQB	Digital, TTL	9-20/10
54173DMQB	Digital, TTL	9-14/18	54182DM	Digital, TTL	9-20/14
54173FM	Digital, TTL	9-14/18	54182DMQB	Digital, TTL	9-20/14
54173FMQB	Digital, TTL	9-14/18	54182FM	Digital, TTL	9-20/14
54174DM	Digital, TTL	9-8/11, 9-13/7	54182FMQB	Digital, TTL	9-20/14
54174DMQB	Digital, TTL	9-8/11, 9-13/7	54190DM	Digital, TTL	9-16/17
54174FM	Digital, TTL	9-8/11, 9-13/7	54190DMQB	Digital, TTL	9-16/17
54174FMQB	Digital, TTL	9-8/11, 9-13/7	54190FM	Digital, TTL	9-16/17
54175DM	Digital, TTL	9-8/2, 9-13/10	54190FMQB	Digital, TTL	9-16/17
54175DMQB	Digital, TTL	9-8/2, 9-13/10	54191DM	Digital, TTL	9-16/19
54175FM	Digital, TTL	9-8/2, 9-13/10	54191DMQB	Digital, TTL	9-16/19
54175FMQB	Digital, TTL	9-8/2, 9-13/10	54191FM	Digital, TTL	9-16/19
54176DM	Digital, TTL	9-15/9	54191FMQB	Digital, TTL	9-16/19
54176DMQB	Digital, TTL	9-15/9	54192DM	Digital, TTL	9-16/13
54176FM	Digital, TTL	9-15/9	54192DMQB	Digital, TTL	9-16/13
54176FMQB	Digital, TTL	9-15/9	54192FM	Digital, TTL	9-16/13
54177DM	Digital, TTL	9-15/10	54192FMQB	Digital, TTL	9-16/13
54177DMQB	Digital, TTL	9-15/10	54193DM	Digital, TTL	9-16/15
54177FM	Digital, TTL	9-15/10	54193DMQB	Digital, TTL	9-16/15
54177FMQB	Digital, TTL	9-15/10	54193FM	Digital, TTL	9-16/15
54178DM	Digital, TTL	9-12/10	54193FMQB	Digital, TTL	9-16/15
54178DMQB	Digital, TTL	9-12/10	54194DM	Digital, TTL	9-12/16
54178FM	Digital, TTL	9-12/10	54194DMQB	Digital, TTL	9-12/16
54178FMQB	Digital, TTL	9-12/10	54194FM	Digital, TTL	9-12/16
54179DM	Digital, TTL	9-12/11	54194FMQB	Digital, TTL	9-12/16
54179DMQB	Digital, TTL	9-12/11	54195DM	Digital, TTL	9-12/12
54179FM	Digital, TTL	9-12/11	54195DMQB	Digital, TTL	9-12/12
54179FMQB	Digital, TTL	9-12/11	54195FM	Digital, TTL	9-12/12
54180DM	Digital, TTL	9-21/3	54195FMQB	Digital, TTL	9-12/12
54180DMQB	Digital, TTL	9-21/3	54196DM	Digital, TTL	9-7/17, 9-15/11
54180FM	Digital, TTL	9-21/3	54196DMQB	Digital, TTL	9-7/17, 9-15/11
54180FMQB	Digital, TTL	9-21/3	54196FM	Digital, TTL	9-7/17, 9-15/11
54181DM	Digital, TTL	9-20/10	54196FMQB	Digital, TTL	9-7/17, 9-15/11
54181DMQB	Digital, TTL	9-20/10	54197DM	Digital, TTL	9-7/19, 9-15/13
			54197DMQB	Digital, TTL	9-7/19, 9-15/13
			54197FM	Digital, TTL	9-7/19, 9-15/13
			54197FMQB	Digital, TTL	9-7/19, 9-15/13

PRODUCT INDEX

Device No.	Family	Page/Item	Device No.	Family	Page/Item
54198DM	Digital, TTL	9-13/2	54293DM	Digital, TTL	9-15/6
54198DMQB	Digital, TTL	9-13/2	54293DMQB	Digital, TTL	9-15/6
54198FM	Digital, TTL	9-13/2	54293FM	Digital, TTL	9-15/6
54198FMQB	Digital, TTL	9-13/2	54293FMQB	Digital, TTL	9-15/6
54199DM	Digital, TTL	9-12/14	54298DM	Digital, TTL	9-8/5, 9-9/12, 9-13/13
54199DMQB	Digital, TTL	9-12/14	54298DMQB	Digital, TTL	9-8/5, 9-9/12, 9-13/13
54199FM	Digital, TTL	9-12/14	54298FM	Digital, TTL	9-8/5, 9-9/12, 9-13/13
54199FMQB	Digital, TTL	9-12/14	54298FMQB	Digital, TTL	9-8/5, 9-9/12, 9-13/13
5420DM	Digital, TTL	9-3/16	5430DM	Digital, TTL	9-3/22
5420DMQB	Digital, TTL	9-3/16	5430DMQB	Digital, TTL	9-3/22
5420FM	Digital, TTL	9-3/16	5430FM	Digital, TTL	9-3/22
5420FMQB	Digital, TTL	9-3/16	5430FMQB	Digital, TTL	9-3/22
5421DM	Digital, TTL	9-4/16	5432DM	Digital, TTL	9-4/17
5421DMQB	Digital, TTL	9-4/16	5432DMQB	Digital, TTL	9-4/17
5421FM	Digital, TTL	9-4/16	5432FM	Digital, TTL	9-4/17
5421FMQB	Digital, TTL	9-4/16	5432FMQB	Digital, TTL	9-4/17
5422DM	Digital, TTL	9-3/18	5437DM	Interface Digital, TTL	8-3/2 9-3/10, 9-18/1
5422DMQB	Digital, TTL	9-3/18	5437DMQB	Interface Digital, TTL	8-3/2 9-3/10, 9-18/1
5422FM	Digital, TTL	9-3/18	5437FM	Interface Digital, TTL	8-3/2 9-3/10, 9-18/1
5422FMQB	Digital, TTL	9-3/18	5437FMQB	Interface Digital, TTL	8-3/2 9-3/10, 9-18/1
5423DM	Digital, TTL	9-4/5	5438DM	Interface Digital, TTL	8-3/3 9-3/11, 9-18/2
5423DMQB	Digital, TTL	9-4/5	5438DMQB	Interface Digital, TTL	8-3/3 9-3/11, 9-18/2
5423FM	Digital, TTL	9-4/5	5438FM	Interface Digital, TTL	8-3/3 9-3/11, 9-18/2
5423FMQB	Digital, TTL	9-4/5	5438FMQB	Interface Digital, TTL	8-3/3 9-3/11, 9-18/2
5425DM	Digital, TTL	9-4/4	5438FMQB	Interface Digital, TTL	8-3/3 9-3/11, 9-18/2
5425DMQB	Digital, TTL	9-4/4			
5425FM	Digital, TTL	9-4/4			
5425FMQB	Digital, TTL	9-4/4			
5427DM	Digital, TTL	9-4/3			
5427DMQB	Digital, TTL	9-4/3			
5427FM	Digital, TTL	9-4/3			
5427FMQB	Digital, TTL	9-4/3			
54279DM	Digital, TTL	9-7/11			
54279DMQB	Digital, TTL	9-7/11			
54279FM	Digital, TTL	9-7/11			
54279FMQB	Digital, TTL	9-7/11			
54283DM	Digital, TTL	9-20/7			
54283DMQB	Digital, TTL	9-20/7			
54283FM	Digital, TTL	9-20/7			
54283FMQB	Digital, TTL	9-20/7			
54290DM	Digital, TTL	9-15/1			
54290DMQB	Digital, TTL	9-15/1			
54290FM	Digital, TTL	9-15/1			
54290FMQB	Digital, TTL	9-15/1			

PRODUCT INDEX

Device No.	Family	Page/Item	Device No.	Family	Page/Item
5439DM	Digital, TTL	9-3/12	5445DMQB	Interface Digital, TTL	8-7/9 9-11/3, 9-11/13, 9-19/4
5439DMQB	Digital, TTL	9-3/12	5445FM	Interface Digital, TTL	8-7/9 9-11/3, 9-11/13, 9-19/4
5439FM	Digital, TTL	9-3/12	5445FMQB	Interface Digital, TTL	8-7/9 9-11/3, 9-11/13, 9-19/4
5439FMQB	Digital, TTL	9-3/12	5446DM	Interface Digital, TTL	8-7/10 9-19/12
5440DM	Interface Digital, TTL	8-3/4 9-3/19, 9-18/5	5446DMQB	Interface Digital, TTL	8-7/10 9-19/12
5440DMQB	Interface Digital, TTL	8-3/4 9-3/19, 9-18/5	5446FM	Interface Digital, TTL	8-7/10 9-19/12
5440FM	Interface Digital, TTL	8-3/4 9-3/19, 9-18/5	5446FMQB	Interface Digital, TTL	8-7/10 9-19/12
440FMQB	Interface Digital, TTL	8-3/4 9-3/19, 9-18/5	5447DM	Interface Digital, TTL	8-7/11 9-19/13
5441DM	Interface Digital, TTL	8-7/8 9-19/1	5447DMQB	Interface Digital, TTL	8-7/11 9-19/13
5441DMQB	Interface Digital, TTL	8-7/8 9-19/1	5447FM	Interface Digital, TTL	8-7/11 9-19/13
5441FM	Interface Digital, TTL	8-7/8 9-19/1	5447FMQB	Interface Digital, TTL	8-7/11 9-19/13
5441FMQB	Interface Digital, TTL	8-7/8 9-19/1	5448DM	Interface Digital, TTL	8-7/13 9-19/7
5442DM	Digital, TTL	9-11/4, 9-11/14	5448DMQB	Interface Digital, TTL	8-7/13 9-19/7
5442DMQB	Digital, TTL	9-11/4, 9-11/14	5448FM	Interface Digital, TTL	8-7/13 9-19/7
5442FM	Digital, TTL	9-11/4, 9-11/14	5448FMQB	Interface Digital, TTL	8-7/13 9-19/7
5442FMQB	Digital, TTL	9-11/4, 9-11/14	5449FM	Interface Digital, TTL	8-8/2 9-19/8
5443DM	Digital, TTL	9-11/16	5449FMQB	Interface Digital, TTL	8-8/2 9-19/8
5443DMQB	Digital, TTL	9-11/16	5450DM	Digital, TTL	9-5/4
5443FM	Digital, TTL	9-11/16	5450DMQB	Digital, TTL	9-5/4
5443FMQB	Digital, TTL	9-11/16	5450FM	Digital, TTL	9-5/4
5444DM	Digital, TTL	9-11/17	5450FMQB	Digital, TTL	9-5/4
5444DMQB	Digital, TTL	9-11/17	5451DM	Digital, TTL	9-5/5
5444FM	Digital, TTL	9-11/17	5451DMQB	Digital, TTL	9-5/5
5444FMQB	Digital, TTL	9-11/17	5451FM	Digital, TTL	9-5/5
5445DM	Interface Digital, TTL	8-7/9 9-11/3, 9-11/13, 9-19/4			

PRODUCT INDEX

Device No.	Family	Page/Item	Device No.	Family	Page/Item
5451FMQB	Digital, TTL	9-5/5	5482FM	Digital, TTL	9-20/4
5453DM	Digital, TTL	9-5/6	5482FMQB	Digital, TTL	9-20/4
5453DMQB	Digital, TTL	9-5/6	5483ADM	Digital, TTL	9-20/5
5453FM	Digital, TTL	9-5/6	5483ADMQB	Digital, TTL	9-20/5
5453FMQB	Digital, TTL	9-5/6	5483AFM	Digital, TTL	9-20/5
5454DM	Digital, TTL	9-5/7	5483AFMQB	Digital, TTL	9-20/5
5454DMQB	Digital, TTL	9-5/7	5485DM	Digital, TTL	9-20/18
5454FM	Digital, TTL	9-5/7	5485DMQB	Digital, TTL	9-20/18
5454FMQB	Digital, TTL	9-5/7	5485FM	Digital, TTL	9-20/18
5460DM	Digital, TTL	9-5/14	5485FMQB	Digital, TTL	9-20/18
5460DMQB	Digital, TTL	9-5/14	5486DM	Digital, TTL	9-4/18
5460FM	Digital, TTL	9-5/14	5486DMQB	Digital, TTL	9-4/18
5460FMQB	Digital, TTL	9-5/14	5486FM	Digital, TTL	9-4/18
5470DM	Digital, TTL	9-6/8	5486FMQB	Digital, TTL	9-4/18
5470DMQB	Digital, TTL	9-6/8	5490ADM	Digital, TTL	9-15/2
5470FM	Digital, TTL	9-6/8	5490ADMQB	Digital, TTL	9-15/2
5470FMQB	Digital, TTL	9-6/8	5490AFM	Digital, TTL	9-15/2
5472DM	Digital, TTL	9-6/5	5490AFMQB	Digital, TTL	9-15/2
5472DMQB	Digital, TTL	9-6/5	5491DM	Digital, TTL	9-14/12
5472FM	Digital, TTL	9-6/5	5491DMQB	Digital, TTL	9-14/12
5472FMQB	Digital, TTL	9-6/5	5491FM	Digital, TTL	9-14/12
5473DM	Digital, TTL	9-6/15	5491FMQB	Digital, TTL	9-14/12
5473DMQB	Digital, TTL	9-6/15	5492DM	Digital, TTL	9-15/4
5473FM	Digital, TTL	9-6/15	5492DMQB	Digital, TTL	9-15/4
5473FMQB	Digital, TTL	9-6/15	5492FM	Digital, TTL	9-15/4
5474DM	Digital, TTL	9-6/9	5492FMQB	Digital, TTL	9-15/4
5474DMQB	Digital, TTL	9-6/9	5493ADM	Digital, TTL	9-15/7
5474FM	Digital, TTL	9-6/9	5493ADMQB	Digital, TTL	9-15/7
5474FMQB	Digital, TTL	9-6/9	5493AFM	Digital, TTL	9-15/7
5475DM	Digital, TTL	9-7/15	5493AFMQB	Digital, TTL	9-15/7
5475DMQB	Digital, TTL	9-7/15	5494DM	Digital, TTL	9-12/6, 9-14/3
5475FM	Digital, TTL	9-7/15	5494DMQB	Digital, TTL	9-12/6, 9-14/3
5475FMQB	Digital, TTL	9-7/15	5494FM	Digital, TTL	9-12/6, 9-14/3
5476DM	Digital, TTL	9-6/21	5494FMQB	Digital, TTL	9-12/6, 9-14/3
5476DMQB	Digital, TTL	9-6/21	5495DM	Digital, TTL	9-12/7
5476FM	Digital, TTL	9-6/21	5495DMQB	Digital, TTL	9-12/7
5476FMQB	Digital, TTL	9-6/21	5495FM	Digital, TTL	9-12/7
5477FM	Digital, TTL	9-7/16	5495FMQB	Digital, TTL	9-12/7
5477FMQB	Digital, TTL	9-7/16	5496DM	Digital, TTL	9-12/9
5480DM	Digital, TTL	9-20/1	5496DMQB	Digital, TTL	9-12/9
5480DMQB	Digital, TTL	9-20/1	5496FM	Digital, TTL	9-12/9
5480FM	Digital, TTL	9-20/1			
5480FMQB	Digital, TTL	9-20/1			
5482DM	Digital, TTL	9-20/4			
5482DMQB	Digital, TTL	9-20/4			

PRODUCT INDEX

Device No.	Family	Page/Item	Device No.	Family	Page/Item
5496FMQB	Digital, TTL	9-12/9	54H108DM	Digital, TTL	9-6/27
5497DM	Digital, TTL	9-17/3	54H108DMQB	Digital, TTL	9-6/27
5497DMQB	Digital, TTL	9-17/3	54H108FM	Digital, TTL	9-6/27
5497FM	Digital, TTL	9-17/3	54H108FMQB	Digital, TTL	9-6/27
5497FMQB	Digital, TTL	9-17/3	54H11DM	Digital, TTL	9-4/14
54H00DM	Digital, TTL	9-3/6	54H11DMQB	Digital, TTL	9-4/14
54H00DMQB	Digital, TTL	9-3/6	54H11FM	Digital, TTL	9-4/14
54H00FM	Digital, TTL	9-3/6	54H11FMQB	Digital, TTL	9-4/14
54H00FMQB	Digital, TTL	9-3/6	54H183DM	Digital, TTL	9-20/3
54H01DM	Digital, TTL	9-3/7	54H183DMQB	Digital, TTL	9-20/3
54H01DMQB	Digital, TTL	9-3/7	54H183FM	Digital, TTL	9-20/3
54H01FM	Digital, TTL	9-3/7	54H183FMQB	Digital, TTL	9-20/3
54H01FMQB	Digital, TTL	9-3/7	54H20DM	Digital, TTL	9-3/16
54H04DM	Digital, TTL	9-3/1	54H20DMQB	Digital, TTL	9-3/16
54H04DMQB	Digital, TTL	9-3/1	54H20FM	Digital, TTL	9-3/16
54H04FM	Digital, TTL	9-3/1	54H20FMQB	Digital, TTL	9-3/16
54H04FMQB	Digital, TTL	9-3/1	54H21DM	Digital, TTL	9-4/16
54H05DM	Digital, TTL	9-3/2	54H21DMQB	Digital, TTL	9-4/16
54H05DMQB	Digital, TTL	9-3/2	54H21FM	Digital, TTL	9-4/16
54H05FM	Digital, TTL	9-3/2	54H21FMQB	Digital, TTL	9-4/16
54H05FMQB	Digital, TTL	9-3/2	54H22DM	Digital, TTL	9-3/18
54H08DM	Digital, TTL	9-4/11	54H22DMQB	Digital, TTL	9-3/18
54H08DMQB	Digital, TTL	9-4/11	54H22FM	Digital, TTL	9-3/18
54H08FM	Digital, TTL	9-4/11	54H22FMQB	Digital, TTL	9-3/18
54H08FMQB	Digital, TTL	9-4/11	54H30DM	Digital, TTL	9-3/22
54H10DM	Digital, TTL	9-3/14	54H30DMQB	Digital, TTL	9-3/22
54H10DMQB	Digital, TTL	9-3/14	54H30FM	Digital, TTL	9-3/22
54H10FM	Digital, TTL	9-3/14	54H30FMQB	Digital, TTL	9-3/22
54H10FMQB	Digital, TTL	9-3/14	54H40DM	Interface	8-3/5
54H101DM	Digital, TTL	9-6/4		Digital, TTL	9-3/19, 9-18/6
54H101DMQB	Digital, TTL	9-6/4	54H40DMQB	Interface	8-3/5
54H101FM	Digital, TTL	9-6/4		Digital, TTL	9-3/19, 9-18/6
54H101FMQB	Digital, TTL	9-6/4	54H40FM	Interface	8-3/5
54H102DM	Digital, TTL	9-6/7		Digital, TTL	9-3/19, 9-18/6
54H102DMQB	Digital, TTL	9-6/7	54H40FMQB	Interface	8-3/5
54H102FM	Digital, TTL	9-6/7		Digital, TTL	9-3/19, 9-18/6
54H102FMQB	Digital, TTL	9-6/7	54H50DM	Digital, TTL	9-5/4
54H103DM	Digital, TTL	9-6/18	54H50DMQB	Digital, TTL	9-5/4
54H103DMQB	Digital, TTL	9-6/18	54H50FM	Digital, TTL	9-5/4
54H103FM	Digital, TTL	9-6/18	54H50FMQB	Digital, TTL	9-5/4
54H103FMQB	Digital, TTL	9-6/18	54H51DM	Digital, TTL	9-5/5
54H106DM	Digital, TTL	9-6/23			
54H106DMQB	Digital, TTL	9-6/23			
54H106FM	Digital, TTL	9-6/23			
54H106FMQB	Digital, TTL	9-6/23			

PRODUCT INDEX

Device No.	Family	Page/Item	Device No.	Family	Page/Item
54H51DMQB	Digital, TTL	9-5/5	54H74FM	Digital, TTL	9-6/10
54H51FM	Digital, TTL	9-5/5	54H74FMQB	Digital, TTL	9-6/10
54H51FMQB	Digital, TTL	9-5/5	54H76DM	Digital, TTL	9-6/22
54H52DM	Digital, TTL	9-5/3	54H76DMQB	Digital, TTL	9-6/22
54H52DMQB	Digital, TTL	9-5/3	54H76FM	Digital, TTL	9-6/22
54H52FM	Digital, TTL	9-5/3	54H76FMQB	Digital, TTL	9-6/22
54H52FMQB	Digital, TTL	9-5/3	54H78DM	Digital, TTL	9-6/26
54H53DM	Digital, TTL	9-5/6	54H78DMQB	Digital, TTL	9-6/26
54H53DMQB	Digital, TTL	9-5/6	54H78FM	Digital, TTL	9-6/26
54H53FM	Digital, TTL	9-5/6	54H78FMQB	Digital, TTL	9-6/26
54H53FMQB	Digital, TTL	9-5/6	54H87DM	Digital, TTL	9-21/6
54H54DM	Digital, TTL	9-5/7	54H87DMQB	Digital, TTL	9-21/6
54H54DMQB	Digital, TTL	9-5/7	54H87FM	Digital, TTL	9-21/6
54H54FM	Digital, TTL	9-5/7	54H87FMQB	Digital, TTL	9-21/6
54H54FMQB	Digital, TTL	9-5/7	54LS00DM	Digital, TTL	9-3/6
54H55DM	Digital, TTL	9-5/11	54LS00DMQB	Digital, TTL	9-3/6
54H55DMQB	Digital, TTL	9-5/11	54LS00FM	Digital, TTL	9-3/6
54H55FM	Digital, TTL	9-5/11	54LS00FMQB	Digital, TTL	9-3/6
54H55FMQB	Digital, TTL	9-5/11	54LS02DM	Digital, TTL	9-4/1
54H60DM	Digital, TTL	9-5/14	54LS02DMQB	Digital, TTL	9-4/1
54H60DMQB	Digital, TTL	9-5/14	54LS02FM	Digital, TTL	9-4/1
54H60FM	Digital, TTL	9-5/14	54LS02FMQB	Digital, TTL	9-4/1
54H60FMQB	Digital, TTL	9-5/14	54LS03DM	Digital, TTL	9-3/7
54H61DM	Digital, TTL	9-5/13	54LS03DMQB	Digital, TTL	9-3/7
54H61DMQB	Digital, TTL	9-5/13	54LS03FM	Digital, TTL	9-3/7
54H61FM	Digital, TTL	9-5/13	54LS03FMQB	Digital, TTL	9-3/7
54H61FMQB	Digital, TTL	9-5/13	54LS04DM	Digital, TTL	9-3/1
54H62DM	Digital, TTL	9-5/15	54LS04DMQB	Digital, TTL	9-3/1
54H62DMQB	Digital, TTL	9-5/15	54LS04FM	Digital, TTL	9-3/1
54H62FM	Digital, TTL	9-5/15	54LS04FMQB	Digital, TTL	9-3/1
54H62FMQB	Digital, TTL	9-5/15	54LS05DM	Digital, TTL	9-3/2
54H71DM	Digital, TTL	9-6/3	54LS05DMQB	Digital, TTL	9-3/2
54H71DMQB	Digital, TTL	9-6/3	54LS05FM	Digital, TTL	9-3/2
54H71FM	Digital, TTL	9-6/3	54LS05FMQB	Digital, TTL	9-3/2
54H71FMQB	Digital, TTL	9-6/3	54LS08DM	Digital, TTL	9-4/11
54H72DM	Digital, TTL	9-6/6	54LS08DMQB	Digital, TTL	9-4/11
54H72DMQB	Digital, TTL	9-6/6	54LS08FM	Digital, TTL	9-4/11
54H72FM	Digital, TTL	9-6/6	54LS08FMQB	Digital, TTL	9-4/11
54H72FMQB	Digital, TTL	9-6/6	54LS09DM	Digital, TTL	9-4/12
54H73DM	Digital, TTL	9-6/17	54LS09DMQB	Digital, TTL	9-4/12
54H73DMQB	Digital, TTL	9-6/17	54LS09FM	Digital, TTL	9-4/12
54H73FM	Digital, TTL	9-6/17	54LS09FMQB	Digital, TTL	9-4/12
54H73FMQB	Digital, TTL	9-6/17	54LS10DM	Digital, TTL	9-3/14
54H74DM	Digital, TTL	9-6/10	54LS10DMQB	Digital, TTL	9-3/14
54H74DMQB	Digital, TTL	9-6/10	54LS10FM	Digital, TTL	9-3/14

PRODUCT INDEX

Device No.	Family	Page/Item
54LS10FMQB	Digital, TTL	9-3/14
54LS107DM	Digital, TTL	9-7/7
54LS107DMQB	Digital, TTL	9-7/7
54LS107FM	Digital, TTL	9-7/7
54LS107FMQB	Digital, TTL	9-7/7
54LS109DM	Digital, TTL	9-7/5
54LS109DMQB	Digital, TTL	9-7/5
54LS109FM	Digital, TTL	9-7/5
54LS109FMQB	Digital, TTL	9-7/5
54LS11DM	Digital, TTL	9-4/14
54LS11DMQB	Digital, TTL	9-4/14
54LS11FM	Digital, TTL	9-4/14
54LS11FMQB	Digital, TTL	9-4/14
54LS112DM	Digital, TTL	9-6/25
54LS112DMQB	Digital, TTL	9-6/25
54LS112FM	Digital, TTL	9-6/25
54LS112FMQB	Digital, TTL	9-6/25
54LS113DM	Digital, TTL	9-6/20
54LS113DMQB	Digital, TTL	9-6/20
54LS113FM	Digital, TTL	9-6/20
54LS113FMQB	Digital, TTL	9-6/20
54LS114DM	Digital, TTL	9-7/2
54LS114DMQB	Digital, TTL	9-7/2
54LS114FM	Digital, TTL	9-7/2
54LS114FMQB	Digital, TTL	9-7/2
54LS125DM	Digital, TTL	9-5/16
54LS125DMQB	Digital, TTL	9-5/16
54LS125FM	Digital, TTL	9-5/16
54LS125FMQB	Digital, TTL	9-5/16
54LS126DM	Digital, TTL	9-5/17
54LS126DMQB	Digital, TTL	9-5/17
54LS126FM	Digital, TTL	9-5/17
54LS126FMQB	Digital, TTL	9-5/17
54LS13DM	Digital, TTL	9-3/17
54LS13DMQB	Digital, TTL	9-3/17
54LS13FM	Digital, TTL	9-3/17
54LS13FMQB	Digital, TTL	9-3/17
54LS133DM	Digital, TTL	9-3/23
54LS133DMQB	Digital, TTL	9-3/23
54LS133FM	Digital, TTL	9-3/23
54LS133FMQB	Digital, TTL	9-3/23
54LS136DM	Digital, TTL	9-4/19
54LS136DMQB	Digital, TTL	9-4/19
54LS136FM	Digital, TTL	9-4/19
54LS136FMQB	Digital, TTL	9-4/19

Device No.	Family	Page/Item
54LS138DM	Digital, TTL	9-11/6
54LS138DMQB	Digital, TTL	9-11/6
54LS138FM	Digital, TTL	9-11/6
54LS138FMQB	Digital, TTL	9-11/6
54LS139DM	Digital, TTL	9-10/11
54LS139DMQB	Digital, TTL	9-10/11
54LS139FM	Digital, TTL	9-10/11
54LS139FMQB	Digital, TTL	9-10/11
54LS14DM	Digital, TTL	9-3/5
54LS14DMQB	Digital, TTL	9-3/5
54LS14FM	Digital, TTL	9-3/5
54LS14FMQB	Digital, TTL	9-3/5
54LS15DM	Digital, TTL	9-4/15
54LS15DMQB	Digital, TTL	9-4/15
54LS15FM	Digital, TTL	9-4/15
54LS15FMQB	Digital, TTL	9-4/15
54LS151DM	Digital, TTL	9-10/2
54LS151DMQB	Digital, TTL	9-10/2
54LS151FM	Digital, TTL	9-10/2
54LS151FMQB	Digital, TTL	9-10/2
54LS152DM	Digital, TTL	9-10/7
54LS152DMQB	Digital, TTL	9-10/7
54LS152FM	Digital, TTL	9-10/7
54LS152FMQB	Digital, TTL	9-10/7
54LS153DM	Digital, TTL	9-9/17
54LS153DMQB	Digital, TTL	9-9/17
54LS153FM	Digital, TTL	9-9/17
54LS153FMQB	Digital, TTL	9-9/17
54LS155DM	Digital, TTL	9-10/14
54LS155DMQB	Digital, TTL	9-10/14
54LS155FM	Digital, TTL	9-10/14
54LS155FMQB	Digital, TTL	9-10/14
54LS156DM	Digital, TTL	9-10/16
54LS156DMQB	Digital, TTL	9-10/16
54LS156FM	Digital, TTL	9-10/16
54LS156FMQB	Digital, TTL	9-10/16
54LS157DM	Digital, TTL	9-9/4
54LS157DMQB	Digital, TTL	9-9/4
54LS157FM	Digital, TTL	9-9/4
54LS157FMQB	Digital, TTL	9-9/4
54LS158DM	Digital, TTL	9-9/6
54LS158DMQB	Digital, TTL	9-9/6
54LS158FM	Digital, TTL	9-9/6
54LS158FMQB	Digital, TTL	9-9/6
54LS160DM	Digital, TTL	9-16/4

PRODUCT INDEX

Device No.	Family	Page/Item	Device No.	Family	Page/Item
54LS160DMQB	Digital, TTL	9-16/4	54LS174DMQB	Digital, TTL	9-8/13, 9-13/9
54LS160FM	Digital, TTL	9-16/4	54LS174FM	Digital, TTL	9-8/13, 9-13/9
54LS160FMQB	Digital, TTL	9-16/4	54LS174FMQB	Digital, TTL	9-8/13, 9-13/9
54LS161DM	Digital, TTL	9-16/6			
54LS161DMQB	Digital, TTL	9-16/6	54LS175DM	Digital, TTL	9-8/3, 9-13/12
54LS161FM	Digital, TTL	9-16/6	54LS175DMQB	Digital, TTL	9-8/3, 9-13/12
54LS161FMQB	Digital, TTL	9-16/6			
54LS162DM	Digital, TTL	9-16/8	54LS175FM	Digital, TTL	9-8/3, 9-13/12
54LS162DMQB	Digital, TTL	9-16/8	54LS175FMQB	Digital, TTL	9-8/3, 9-13/12
54LS162FM	Digital, TTL	9-16/8			
54LS162FMQB	Digital, TTL	9-16/8	54LS182DM	Digital, TTL	9-20/16
54LS163DM	Digital, TTL	9-16/10	54LS189DM	Memories	10-3/2
54LS163DMQB	Digital, TTL	9-16/10	54LS189DMQB	Memories	10-3/2
54LS163FM	Digital, TTL	9-16/10	54LS189FM	Memories	10-3/2
54LS163FMQB	Digital, TTL	9-16/10	54LS189FMQB	Memories	10-3/2
54LS164DM	Digital, TTL	9-13/6	54LS192DM	Digital, TTL	9-16/14
54LS164DMQB	Digital, TTL	9-13/6	54LS192DMQB	Digital, TTL	9-16/14
54LS164FM	Digital, TTL	9-13/6	54LS192FM	Digital, TTL	9-16/14
54LS164FMQB	Digital, TTL	9-13/6	54LS192FMQB	Digital, TTL	9-16/14
54LS165DM	Digital, TTL	9-14/6	54LS193DM	Digital, TTL	9-16/16
54LS165DMQB	Digital, TTL	9-14/6	54LS193DMQB	Digital, TTL	9-16/16
54LS165FM	Digital, TTL	9-14/6			
54LS165FMQB	Digital, TTL	9-14/6	54LS193FM	Digital, TTL	9-16/16
54LS168DM	Digital, TTL	9-16/11	54LS193FMQB	Digital, TTL	9-16/16
54LS168DMQB	Digital, TTL	9-16/11	54LS194DM	Digital, TTL	9-13/1
54LS168FM	Digital, TTL	9-16/11	54LS194DMQB	Digital, TTL	9-13/1
54LS168FMQB	Digital, TTL	9-16/11	54LS194FM	Digital, TTL	9-13/1
54LS169DM	Digital, TTL	9-16/12	54LS194FMQB	Digital, TTL	9-13/1
54LS169DMQB	Digital, TTL	9-16/12	54LS195DM	Digital, TTL	9-12/13, 9-14/8
54LS169FM	Digital, TTL	9-16/12	54LS195DMQB	Digital, TTL	9-12/13, 9-14/8
54LS169FMQB	Digital, TTL	9-16/12			
54LS170DM	Digital, TTL	9-8/23, 9-14/16	54LS195FM	Digital, TTL	9-12/13, 9-14/8
54LS170DMQB	Digital, TTL	9-8/23, 9-14/16	54LS195FMQB	Digital, TTL	9-12/13, 9-14/8
54LS170FM	Digital, TTL	9-8/23, 9-14/16	54LS196DM	Digital, TTL	9-7/18, 9-15/12
54LS170FMQB	Digital, TTL	9-8/23, 9-14/16	54LS196DMQB	Digital, TTL	9-7/18, 9-15/12
54LS173DM	Digital, TTL	9-14/19	54LS196FM	Digital, TTL	9-7/18, 9-15/12
54LS173DMQB	Digital, TTL	9-14/19			
54LS173FM	Digital, TTL	9-14/19			
54LS173FMQB	Digital, TTL	9-14/19			
54LS174DM	Digital, TTL	9-8/13, 9-13/9			

PRODUCT INDEX

Device No.	Family	Page/Item	Device No.	Family	Page/Item
54LS196FMQB	Digital, TTL	9-7/18, 9-15/12	54LS248DM	Interface	8-9/4
54LS197DM	Digital, TTL	9-7/20, 9-15/14	54LS248DMQB	Digital, TTL Interface	9-19/18 8-9/4
54LS197DMQB	Digital, TTL	9-7/20, 9-15/14	54LS248FM	Digital, TTL Interface	9-19/18 8-9/4
54LS197FM	Digital, TTL	9-7/20, 9-15/14	54LS248FMQB	Digital, TTL Interface	9-19/18 8-9/4
54LS197FMQB	Digital, TTL	9-7/20, 9-15/14	54LS249DM	Interface	8-9/5
54LS20DM	Digital, TTL	9-3/16	54LS249DMQB	Digital, TTL Interface	9-19/19 8-9/5
54LS20DMQB	Digital, TTL	9-3/16	54LS249FM	Digital, TTL	9-19/19
54LS20FM	Digital, TTL	9-3/16	54LS249FMQB	Interface	8-9/5
54LS20FMQB	Digital, TTL	9-3/16	54LS251DM	Digital, TTL	9-10/4
54LS21DM	Digital, TTL	9-4/16	54LS251DMQB	Digital, TTL	9-10/4
54LS21DMQB	Digital, TTL	9-4/16	54LS251FM	Digital, TTL	9-10/4
54LS21FM	Digital, TTL	9-4/16	54LS251FMQB	Digital, TTL	9-10/4
54LS21FMQB	Digital, TTL	9-4/16	54LS253DM	Digital, TTL	9-9/19
54LS22DM	Digital, TTL	9-3/18	54LS253DMQB	Digital, TTL	9-9/19
54LS22DMQB	Digital, TTL	9-3/18	54LS253FM	Digital, TTL	9-9/19
54LS22FM	Digital, TTL	9-3/18	54LS253FMQB	Digital, TTL	9-9/19
54LS22FMQB	Digital, TTL	9-3/18	54LS256DM	Digital, TTL	9-8/10
54LS242DM	Interface	8-7/1	54LS256DMQB	Digital, TTL	9-8/10
54LS242DMQB	Digital, TTL Interface	9-18/9 8-7/1	54LS256FM	Digital, TTL	9-8/10
54LS242FM	Interface	8-7/1	54LS256FMQB	Digital, TTL	9-8/10
54LS242FMQB	Digital, TTL Interface	9-18/9 8-7/1	54LS257DM	Digital, TTL	9-9/8
54LS243DM	Interface	8-7/2	54LS257DMQB	Digital, TTL	9-9/8
54LS243DMQB	Digital, TTL Interface	9-18/10 8-7/2	54LS257FM	Digital, TTL	9-9/8
54LS243FM	Interface	8-7/2	54LS257FMQB	Digital, TTL	9-9/8
54LS243FMQB	Digital, TTL Interface	9-18/10 8-7/2	54LS258DM	Digital, TTL	9-9/10
54LS244DM	Interface	8-7/1	54LS258DMQB	Digital, TTL	9-9/10
54LS244DMQB	Digital, TTL Interface	9-18/9 8-7/1	54LS258FM	Digital, TTL	9-9/10
54LS244FM	Interface	8-7/1	54LS258FMQB	Digital, TTL	9-9/10
54LS244FMQB	Digital, TTL Interface	9-18/9 8-7/1	54LS259DM	Digital, TTL	9-8/19, 9-11/2
54LS245DM	Interface	8-7/2	54LS259DMQB	Digital, TTL	9-8/19, 9-11/2
54LS245DMQB	Digital, TTL Interface	9-18/10 8-7/2	54LS259FM	Digital, TTL	9-8/19, 9-11/2
54LS245FM	Interface	8-7/2	54LS259FMQB	Digital, TTL	9-8/19, 9-11/2
54LS245FMQB	Digital, TTL Interface	9-18/10 8-7/2			
54LS247DM	Interface	8-9/3			
54LS247DMQB	Digital, TTL Interface	9-19/17 8-9/3			
54LS247FM	Interface	8-9/3			
54LS247FMQB	Digital, TTL Interface	9-19/17 8-9/3			
54LS247FMQB	Digital, TTL	9-19/17			

PRODUCT INDEX

Device No.	Family	Page/Item	Device No.	Family	Page/Item
54LS26DM	Digital, TTL	9-3/9	54LS295DMQB	Digital, TTL	9-12/15
54LS26DMQB	Digital, TTL	9-3/9	54LS295FM	Digital, TTL	9-12/15
54LS26FM	Digital, TTL	9-3/9	54LS295FMQB	Digital, TTL	9-12/15
54LS26FMQB	Digital, TTL	9-3/9	54LS298DM	Digital, TTL	9-8/6, 9-9/13, 9-13/14
54LS260DM	Digital, TTL	9-4/6			
54LS260DMQB	Digital, TTL	9-4/6	54LS298DMQB	Digital, TTL	9-8/6, 9-9/13, 9-13/14
54LS260FM	Digital, TTL	9-4/6			
54LS260FMQB	Digital, TTL	9-4/6	54LS298FM	Digital, TTL	9-8/6, 9-9/13, 9-13/14
54LS27DM	Digital, TTL	9-4/3			
54LS27DMQB	Digital, TTL	9-4/3	54LS298FMQB	Digital, TTL	9-8/6, 9-9/13, 9-13/14
54LS27FM	Digital, TTL	9-4/3			
54LS27FMQB	Digital, TTL	9-4/3	54LS30DM	Digital, TTL	9-3/22
54LS273DM	Digital, TTL	9-13/16	54LS30DMQB	Digital, TTL	9-3/22
54LS273DMQB	Digital, TTL	9-13/16	54LS30FM	Digital, TTL	9-3/22
54LS273FM	Digital, TTL	9-13/16	54LS30FMQB	Digital, TTL	9-3/22
			54LS32DM	Digital, TTL	9-4/17
54LS273FMQB	Digital, TTL	9-13/16	54LS32DMQB	Digital, TTL	9-4/17
54LS279DM	Digital, TTL	9-7/12	54LS32FM	Digital, TTL	9-4/17
54LS279DMQB	Digital, TTL	9-7/12	54LS32FMQB	Digital, TTL	9-4/17
54LS279FM	Digital, TTL	9-7/12	54LS352DM	Digital, TTL	9-9/21
54LS279FMQB	Digital, TTL	9-7/12	54LS352DMQB	Digital, TTL	9-9/21
			54LS352FM	Digital, TTL	9-9/21
54LS28DM	Digital, TTL	9-4/7	54LS352FMQB	Digital, TTL	9-9/21
54LS28DMQB	Digital, TTL	9-4/7	54LS353DM	Digital, TTL	9-9/22
54LS28FM	Digital, TTL	9-4/7	54LS353DMQB	Digital, TTL	9-9/22
54LS28FMQB	Digital, TTL	9-4/7	54LS353FM	Digital, TTL	9-9/22
54LS283DM	Digital, TTL	9-20/8	54LS353FMQB	Digital, TTL	9-9/22
			54LS365DM	Digital, TTL	9-5/18
54LS283DMQB	Digital, TTL	9-20/8	54LS365DMQB	Digital, TTL	9-5/18
54LS283FM	Digital, TTL	9-20/8	54LS365FM	Digital, TTL	9-5/18
54LS283FMQB	Digital, TTL	9-20/8	54LS365FMQB	Digital, TTL	9-5/18
54LS289DM	Memories	10-3/3	54LS366DM	Digital, TTL	9-5/19
54LS289DMQB	Memories	10-3/3	54LS366DMQB	Digital, TTL	9-5/19
			54LS366FM	Digital, TTL	9-5/19
54LS289FM	Memories	10-3/3	54LS366FMQB	Digital, TTL	9-5/19
54LS289FMQB	Memories	10-3/3	54LS367DM	Digital, TTL	9-5/20
54LS290DM	Digital, TTL	9-15/15	54LS367DMQB	Digital, TTL	9-5/20
54LS290DMQB	Digital, TTL	9-15/15	54LS367FM	Digital, TTL	9-5/20
54LS290FM	Digital, TTL	9-15/15	54LS367FMQB	Digital, TTL	9-5/20
			54LS368DM	Digital, TTL	9-5/21
54LS290FMQB	Digital, TTL	9-15/15	54LS368DMQB	Digital, TTL	9-5/21
54LS293DM	Digital, TTL	9-15/16			
54LS293DMQB	Digital, TTL	9-15/16			
54LS293FM	Digital, TTL	9-15/16			
54LS293FMQB	Digital, TTL	9-15/16			
54LS295ADM	Digital, TTL	9-14/9			
54LS295ADMQB	Digital, TTL	9-14/9			
54LS295AFM	Digital, TTL	9-14/9			
54LS295AFMQB	Digital, TTL	9-14/9			
54LS295DM	Digital, TTL	9-12/15			

PRODUCT INDEX

Device No.	Family	Page/Item	Device No.	Family	Page/Item
54LS368FM	Digital, TTL	9-5/21	54LS42FM	Digital, TTL	9-11/5, 9-11/15
54LS368MQB	Digital, TTL	9-5/21	54LS42FMQB	Digital, TTL	9-11/5, 9-11/15
54LS37DM	Digital, TTL	9-3/10	54LS47DM	Interface	8-7/12
54LS37DMQB	Digital, TTL	9-3/10	54LS47DMQB	Digital, TTL	9-19/14
54LS37FM	Digital, TTL	9-3/10	54LS47FM	Interface	8-7/12
54LS37FMQB	Digital, TTL	9-3/10	54LS47FMQB	Digital, TTL	9-19/14
54LS375DM	Digital, TTL	9-8/1	54LS47FMQB	Interface	8-7/12
54LS375DMQB	Digital, TTL	9-8/1	54LS48DM	Digital, TTL	9-19/14
54LS375FM	Digital, TTL	9-8/1	54LS48DM	Interface	8-8/1
54LS375FMQB	Digital, TTL	9-8/1	54LS48DMQB	Digital, TTL	9-19/15
54LS378DM	Digital, TTL	9-13/19	54LS48DMQB	Interface	8-8/1
54LS378DMQB	Digital, TTL	9-13/19	54LS48FM	Digital, TTL	9-19/15
54LS378FM	Digital, TTL	9-13/19	54LS48FM	Interface	8-8/1
54LS378FMQB	Digital, TTL	9-13/19	54LS48FMQB	Digital, TTL	9-19/15
54LS379DM	Digital, TTL	9-13/20	54LS48FMQB	Interface	8-8/1
54LS379DMQB	Digital, TTL	9-13/20	54LS49DM	Digital, TTL	9-19/16
54LS379FM	Digital, TTL	9-13/20	54LS49DMQB	Interface	8-8/3
54LS379FMQB	Digital, TTL	9-13/20	54LS49DMQB	Digital, TTL	9-19/16
54LS386DM	Digital, TTL	9-4/22	54LS49FM	Interface	8-8/3
54LS386DMQB	Digital, TTL	9-4/22	54LS49FMQB	Digital, TTL	9-19/16
54LS386FM	Digital, TTL	9-4/22	54LS49FMQB	Interface	8-8/3
54LS386FMQB	Digital, TTL	9-4/22	54LS49DM	Digital, TTL	9-15/19
54LS390DM	Digital, TTL	9-15/17	54LS49DMQB	Digital, TTL	9-15/19
54LS390DMQB	Digital, TTL	9-15/17	54LS490FM	Digital, TTL	9-15/19
54LS390FM	Digital, TTL	9-15/17	54LS490FMQB	Digital, TTL	9-15/19
54LS390FMQB	Digital, TTL	9-15/17	54LS502DM	Digital, TTL	9-14/20
54LS393DM	Digital, TTL	9-15/18	54LS502DMQB	Digital, TTL	9-14/20
54LS393DMQB	Digital, TTL	9-15/18	54LS502FM	Digital, TTL	9-14/20
54LS393FM	Digital, TTL	9-15/18	54LS502FMQB	Digital, TTL	9-14/20
54LS393FMQB	Digital, TTL	9-15/18	54LS51DM	Digital, TTL	9-5/5
54LS395DM	Digital, TTL	9-13/15	54LS51DMQB	Digital, TTL	9-5/5
54LS395DMQB	Digital, TTL	9-13/15	54LS51FM	Digital, TTL	9-5/5
54LS395FM	Digital, TTL	9-13/15	54LS51FMQB	Digital, TTL	9-5/5
54LS395FMQB	Digital, TTL	9-13/15	54LS51FMQB	Digital, TTL	9-5/5
54LS399DM	Digital, TTL	9-14/1	54LS54DM	Digital, TTL	9-5/8
54LS399DMQB	Digital, TTL	9-14/1	54LS54DMQB	Digital, TTL	9-5/8
54LS399FM	Digital, TTL	9-14/1	54LS54FM	Digital, TTL	9-5/8
54LS399FMQB	Digital, TTL	9-14/1	54LS54FMQB	Digital, TTL	9-5/8
54LS40DM	Digital, TTL	9-3/19			
54LS40DMQB	Digital, TTL	9-3/19			
54LS40FM	Digital, TTL	9-3/19			
54LS40FMQB	Digital, TTL	9-3/19			
54LS42DM	Digital, TTL	9-11/5, 9-11/15			
54LS42DMQB	Digital, TTL	9-11/5, 9-11/15			

PRODUCT INDEX

Device No.	Family	Page/Item	Device No.	Family	Page/Item
54LS55DM	Digital, TTL	9-5/12	54LS89DMQB	Memories	10-3/1
54LS55DMQB	Digital, TTL	9-5/12	54LS89FM	Memories	10-3/1
54LS55FM	Digital, TTL	9-5/12	54LS89FMQB	Memories	10-3/1
54LS55FMQB	Digital, TTL	9-5/12	54LS90DM	Digital, TTL	9-15/3
54LS670DM	Digital, TTL	9-8/24, 9-14/17	54LS90DMQB	Digital, TTL	9-15/3
54LS670DMQB	Digital, TTL	9-8/24, 9-14/17	54LS90FM	Digital, TTL	9-15/3
54LS670FM	Digital, TTL	9-8/24, 9-14/17	54LS90FMQB	Digital, TTL	9-15/3
54LS670FMQB	Digital, TTL	9-8/24, 9-14/17	54LS93DM	Digital, TTL	9-15/8
54LS74DM	Digital, TTL	9-6/12	54LS93DMQB	Digital, TTL	9-15/8
54LS74DMQB	Digital, TTL	9-6/12	54LS93FM	Digital, TTL	9-15/8
54LS74FM	Digital, TTL	9-6/12	54LS93FMQB	Digital, TTL	9-15/8
54LS74FMQB	Digital, TTL	9-6/12	54LS95BDM	Digital, TTL	9-14/7
54LS75DM	Digital, TTL	9-7/21	54LS95BDMQB	Digital, TTL	9-14/7
54LS75DMQB	Digital, TTL	9-7/21	54LS95BFM	Digital, TTL	9-14/7
54LS75FM	Digital, TTL	9-7/21	54LS95BFMQB	Digital, TTL	9-14/7
54LS75FMQB	Digital, TTL	9-7/21	54LS95DM	Digital, TTL	9-12/8
54LS76DM	Digital, TTL	9-7/6	54LS95DMQB	Digital, TTL	9-12/8
54LS76DMQB	Digital, TTL	9-7/6	54LS95FM	Digital, TTL	9-12/8
54LS76FM	Digital, TTL	9-7/6	54LS95FMQB	Digital, TTL	9-12/8
54LS76FMQB	Digital, TTL	9-7/6	54S00DM	Digital, TTL	9-3/6
54LS77DM	Digital, TTL	9-7/22	54S00DMQB	Digital, TTL	9-3/6
54LS77DMQB	Digital, TTL	9-7/22	54S00FM	Digital, TTL	9-3/6
54LS77FM	Digital, TTL	9-7/22	54S00FMQB	Digital, TTL	9-3/6
54LS77FMQB	Digital, TTL	9-7/22	54S02DM	Digital, TTL	9-4/1
54LS78DM	Digital, TTL	9-7/8	54S02DMQB	Digital, TTL	9-4/1
54LS78DMQB	Digital, TTL	9-7/8	54S02FM	Digital, TTL	9-4/1
54LS78FM	Digital, TTL	9-7/8	54S02FMQB	Digital, TTL	9-4/1
54LS78FMQB	Digital, TTL	9-7/8	54S03DM	Digital, TTL	9-3/7
54LS83DM	Digital, TTL	9-20/6	54S03DMQB	Digital, TTL	9-3/7
54LS83DMQB	Digital, TTL	9-20/6	54S03FM	Digital, TTL	9-3/7
54LS83FM	Digital, TTL	9-20/6	54S03FMQB	Digital, TTL	9-3/7
54LS83FMQB	Digital, TTL	9-20/6	54S04DM	Digital, TTL	9-3/1
54LS85DM	Digital, TTL	9-20/19	54S04DMQB	Digital, TTL	9-3/1
54LS85DMQB	Digital, TTL	9-20/19	54S04FM	Digital, TTL	9-3/1
54LS85FM	Digital, TTL	9-20/19	54S04FMQB	Digital, TTL	9-3/1
54LS85FMQB	Digital, TTL	9-20/19	54S05DM	Digital, TTL	9-3/2
54LS86DM	Digital, TTL	9-4/18	54S05DMQB	Digital, TTL	9-3/2
54LS86DMQB	Digital, TTL	9-4/18	54S05FM	Digital, TTL	9-3/2
54LS86FM	Digital, TTL	9-4/18	54S05FMQB	Digital, TTL	9-3/2
54LS86FMQB	Digital, TTL	9-4/18	54S08DM	Digital, TTL	9-4/11
54LS89DM	Memories	10-3/1	54S08DMQB	Digital, TTL	9-4/11
			54S08FM	Digital, TTL	9-4/11
			54S08FMQB	Digital, TTL	9-4/11
			54S09DM	Digital, TTL	9-4/12
			54S09DMQB	Digital, TTL	9-4/12

PRODUCT INDEX

Device No.	Family	Page/Item	Device No.	Family	Page/Item
54S09FM	Digital, TTL	9-4/12	54S138DM	Digital, TTL	9-11/7
54S09FMQB	Digital, TTL	9-4/12	54S138DMQB	Digital, TTL	9-11/7
54S10DM	Digital, TTL	9-3/14	54S138FM	Digital, TTL	9-11/7
54S10DMQB	Digital, TTL	9-3/14	54S138FMQB	Digital, TTL	9-11/7
54S10FM	Digital, TTL	9-3/14	54S139DM	Digital, TTL	9-10/12
54S10FMQB	Digital, TTL	9-3/14	54S139DMQB	Digital, TTL	9-10/12
54S109DM	Digital, TTL	9-7/4	54S139FM	Digital, TTL	9-10/12
54S109DMQB	Digital, TTL	9-7/4	54S139FMQB	Digital, TTL	9-10/12
54S109FM	Digital, TTL	9-7/4	54S140DM	Interface	8-4/2
54S109FMQB	Digital, TTL	9-7/4		Digital, TTL	9-3/20, 9-18/8
54S11DM	Digital, TTL	9-4/14	54S140DMQB	Interface	8-4/2
54S11DMQB	Digital, TTL	9-4/14		Digital, TTL	9-3/20, 9-18/8
54S11FM	Digital, TTL	9-4/14	54S140FM	Interface	8-4/2
54S11FMQB	Digital, TTL	9-4/14		Digital, TTL	9-3/20, 9-18/8
54S112DM	Digital, TTL	9-6/24	54S140FMQB	Interface	8-4/2
54S112DMQB	Digital, TTL	9-6/24		Digital, TTL	9-3/20, 9-18/8
54S112FM	Digital, TTL	9-6/24	54S140FMQB	Interface	8-4/2
54S112FMQB	Digital, TTL	9-6/24		Digital, TTL	9-3/20, 9-18/8
54S113DM	Digital, TTL	9-6/19	54S15DM	Digital, TTL	9-4/15
54S113DMQB	Digital, TTL	9-6/19	54S15DMQB	Digital, TTL	9-4/15
54S113FM	Digital, TTL	9-6/19	54S15FM	Digital, TTL	9-4/15
54S113FMQB	Digital, TTL	9-6/19	54S15FMQB	Digital, TTL	9-4/15
54S114DM	Digital, TTL	9-7/1	54S151DM	Digital, TTL	9-10/3
54S114DMQB	Digital, TTL	9-7/1	54S151DMQB	Digital, TTL	9-10/3
54S114FM	Digital, TTL	9-7/1	54S151FM	Digital, TTL	9-10/3
54S114FMQB	Digital, TTL	9-7/1	54S151FMQB	Digital, TTL	9-10/3
54S114FMQB	Digital, TTL	9-7/1	54S153DM	Digital, TTL	9-9/18
54S132DM	Digital, TTL	9-3/13	54S153DMQB	Digital, TTL	9-9/18
54S132DMQB	Digital, TTL	9-3/13	54S153FM	Digital, TTL	9-9/18
54S132FM	Digital, TTL	9-3/13	54S153FMQB	Digital, TTL	9-9/18
54S132FMQB	Digital, TTL	9-3/13	54S157DM	Digital, TTL	9-9/5
54S133DM	Digital, TTL	9-3/23	54S157DMQB	Digital, TTL	9-9/5
54S133DMQB	Digital, TTL	9-3/23	54S157FM	Digital, TTL	9-9/5
54S133FM	Digital, TTL	9-3/23	54S157FMQB	Digital, TTL	9-9/5
54S133FMQB	Digital, TTL	9-3/23	54S158DM	Digital, TTL	9-9/7
54S134DM	Digital, TTL	9-3/24	54S158DMQB	Digital, TTL	9-9/7
54S134DMQB	Digital, TTL	9-3/24	54S158FM	Digital, TTL	9-9/7
54S134FM	Digital, TTL	9-3/24	54S158FMQB	Digital, TTL	9-9/7
54S134FMQB	Digital, TTL	9-3/24	54S158FMQB	Digital, TTL	9-9/7
54S135DM	Digital, TTL	9-4/21, 9-21/7	54S174DM	Digital, TTL	9-8/12, 9-13/8
54S135DMQB	Digital, TTL	9-4/21, 9-21/7	54S174DMQB	Digital, TTL	9-8/12, 9-13/8
54S135FM	Digital, TTL	9-4/21, 9-21/7			
54S135FMQB	Digital, TTL	9-4/21, 9-21/7			

PRODUCT INDEX

1

Device No.	Family	Page/Item
54S174FM	Digital, TTL	9-8/12, 9-13/8
54S174FMQB	Digital, TTL	9-8/12, 9-13/8
54S175DM	Digital, TTL	9-8/4, 9-13/11
54S175DMQB	Digital, TTL	9-8/4, 9-13/11
54S175FM	Digital, TTL	9-8/4, 9-13/11
54S175FMQB	Digital, TTL	9-8/4, 9-13/11
54S182DM	Digital, TTL	9-20/15
54S182DMQB	Digital, TTL	9-20/15
54S182FM	Digital, TTL	9-20/15
54S182FMQB	Digital, TTL	9-20/15
54S194DM	Digital, TTL	9-12/17
54S194DMQB	Digital, TTL	9-12/17
54S194FM	Digital, TTL	9-12/17
54S194FMQB	Digital, TTL	9-12/17
54S251DM	Digital, TTL	9-10/5
54S251DMQB	Digital, TTL	9-10/5
54S251FM	Digital, TTL	9-10/5
54S251FMQB	Digital, TTL	9-10/5
54S253DM	Digital, TTL	9-9/20
54S253DMQB	Digital, TTL	9-9/20
54S253FM	Digital, TTL	9-9/20
54S253FMQB	Digital, TTL	9-9/20
54S257DM	Digital, TTL	9-9/9
54S257DMQB	Digital, TTL	9-9/9
54S257FM	Digital, TTL	9-9/9
54S257FMQB	Digital, TTL	9-9/9
54S258DM	Digital, TTL	9-9/11
54S258DMQB	Digital, TTL	9-9/11
54S258FM	Digital, TTL	9-9/11
54S258FMQB	Digital, TTL	9-9/11
54S30DM	Digital, TTL	9-3/22
54S30DMQB	Digital, TTL	9-3/22
54S30FM	Digital, TTL	9-3/22
54S30FMQB	Digital, TTL	9-3/22
54S32DM	Digital, TTL	9-4/17
54S32DMQB	Digital, TTL	9-4/17
54S32FM	Digital, TTL	9-4/17
54S32FMQB	Digital, TTL	9-4/17

Device No.	Family	Page/Item
54S40DM	Interface	8-3/6
	Digital, TTL	9-3/19, 9-18/7
54S40DMQB	Interface	8-3/6
	Digital, TTL	9-3/19, 9-18/7
54S40FM	Interface	8-3/6
	Digital, TTL	9-3/19, 9-18/7
54S40FMQB	Interface	8-3/6
	Digital, TTL	9-3/19, 9-18/7
54S51DM	Digital, TTL	9-5/5
54S51DMQB	Digital, TTL	9-5/5
54S51FM	Digital, TTL	9-5/5
54S51FMQB	Digital, TTL	9-5/5
54S74DM	Digital, TTL	9-6/11
54S74DMQB	Digital, TTL	9-6/11
54S74FM	Digital, TTL	9-6/11
54S74FMQB	Digital, TTL	9-6/11
54S86DM	Digital, TTL	9-4/18
54S86DMQB	Digital, TTL	9-4/18
54S86FM	Digital, TTL	9-4/18
54S86FMQB	Digital, TTL	9-4/18
55107ADM	Interface	8-5/17
55107ADMQB	Interface	8-5/17
55107AFM	Interface	8-5/17
55107AFMQB	Interface	8-5/17
55107BDM	Interface	8-5/17
55107BFM	Interface	8-5/17
55108ADM	Interface	8-5/18
55108ADMQB	Interface	8-5/18
55108AFM	Interface	8-5/18
55108AFMQB	Interface	8-5/18
55108BDM	Interface	8-5/18
55108BFM	Interface	8-5/18
55109DM	Interface	8-4/8
55109DMQB	Interface	8-4/8
55109FM	Interface	8-4/8
55109FMQB	Interface	8-4/8
55110DM	Interface	8-4/9
55110DMQB	Interface	8-4/9
55110FM	Interface	8-4/9
55110FMQB	Interface	8-4/9
55121DM	Interface	8-4/10
55122DM	Interface	8-6/1

PRODUCT INDEX

Device No.	Family	Page/Item
55325DM	Interface	8-12/5
55325DMQB	Interface	8-12/5
55325FM	Interface	8-12/5
55325FMQB	Interface	8-12/5
55326DM	Interface	8-12/6
55326DMQB	Interface	8-12/6
55326FM	Interface	8-12/6
55326FMQB	Interface	8-12/6
55327DM	Interface	8-12/7
55327DMQB	Interface	8-12/7
55327FM	Interface	8-12/7
55327FMQB	Interface	8-12/7
55430DM	Interface	8-9/8
55430FM	Interface	8-9/8
55431HM	Interface	8-9/9
55431RM	Interface	8-9/9
55432HM	Interface	8-9/10
55432RM	Interface	8-9/10
55433HM	Interface	8-9/11
55433RM	Interface	8-9/11
55434HM	Interface	8-10/1
55434RM	Interface	8-10/1
55450ADM	Interface	8-10/2, 8-10/13
55450ADMQB	Interface	8-10/2, 8-10/13
55450AFM	Interface	8-10/2, 8-10/13
55450AFMQB	Interface	8-10/2, 8-10/13
55450BDM	Interface	8-10/2, 8-10/13
55450BDMQB	Interface	8-10/2, 8-10/13
55450BFM	Interface	8-10/2, 8-10/13
55450BFMQB	Interface	8-10/2, 8-10/13
55451AHM	Interface	8-10/3, 8-11/1
55451AHMQB	Interface	8-10/3, 8-11/1
55451ARM	Interface	8-10/3, 8-11/1
55451ARMQB	Interface	8-10/3, 8-11/1

Device No.	Family	Page/Item
55451BHM	Interface	8-10/3, 8-11/1
55451BHMQB	Interface	8-10/3, 8-11/1
55451BRM	Interface	8-10/3, 8-11/1
55451BRMQB	Interface	8-10/3, 8-11/1
55452AHM	Interface	8-10/4, 8-11/2
55452AHMQB	Interface	8-10/4, 8-11/2
55452ARM	Interface	8-10/4, 8-11/2
55452ARMQB	Interface	8-10/4, 8-11/2
55452BHM	Interface	8-10/4, 8-11/2
55452BHMQB	Interface	8-10/4, 8-11/2
55452BRM	Interface	8-10/4, 8-11/2
55452BRMQB	Interface	8-10/4, 8-11/2
55453AHM	Interface	8-10/5, 8-11/3
55453AHMQB	Interface	8-10/5, 8-11/3
55453ARM	Interface	8-10/5, 8-11/3
55453ARMQB	Interface	8-10/5, 8-11/3
55453BHM	Interface	8-10/5, 8-11/3
55453BHMQB	Interface	8-10/5, 8-11/3
55453BRM	Interface	8-10/5, 8-11/3
55453BRMQB	Interface	8-10/5, 8-11/3
55454AHM	Interface	8-10/6, 8-11/4
55454AHMQB	Interface	8-10/6, 8-11/4

PRODUCT INDEX

Device No.	Family	Page/Item	Device No.	Family	Page/Item
55454ARM	Interface	8-10/6, 8-11/4	55474HMQB	Interface	8-11/13
55454ARMQB	Interface	8-10/6, 8-11/4	55474RM	Interface	8-11/13
55454BHM	Interface	8-10/6, 8-11/4	55474RMQB	Interface	8-11/13
55454BHMQB	Interface	8-10/6, 8-11/4	7400DC	Digital, TTL	9-3/6
55454BRM	Interface	8-10/6, 8-11/4	7400PC	Digital, TTL	9-3/6
55454BRMQB	Interface	8-10/6, 8-11/4	7401DC	Digital, TTL	9-3/8
55460DM	Interface	8-11/5	7401PC	Digital, TTL	9-3/8
55460DMQB	Interface	8-11/5	7402DC	Digital, TTL	9-4/1
55460FM	Interface	8-11/5	7402PC	Digital, TTL	9-4/1
55460FMQB	Interface	8-11/5	7403DC	Digital, TTL	9-3/7
55461HM	Interface	8-11/6	7403PC	Digital, TTL	9-3/7
55461HMQB	Interface	8-11/6	7404DC	Digital, TTL	9-3/1
55461RM	Interface	8-11/6	7404PC	Digital, TTL	9-3/1
55461RMQB	Interface	8-11/6	7405DC	Digital, TTL	9-3/2
55462HM	Interface	8-11/7	7405PC	Digital, TTL	9-3/2
55462HMQB	Interface	8-11/7	7406DC	Digital, TTL	9-3/4
55462RM	Interface	8-11/7	7406PC	Digital, TTL	9-3/4
55462RMQB	Interface	8-11/7	7407DC	Digital, TTL	9-4/10
55463HM	Interface	8-11/8	7407PC	Digital, TTL	9-4/10
55463HMQB	Interface	8-11/8	7408DC	Digital, TTL	9-4/11
55463RM	Interface	8-11/8	7408PC	Digital, TTL	9-4/11
55463RMQB	Interface	8-11/8	7409DC	Digital, TTL	9-4/12
55464HM	Interface	8-11/9	7409PC	Digital, TTL	9-4/12
55464HMQB	Interface	8-11/9	7410DC	Digital, TTL	9-3/14
55464RM	Interface	8-11/9	7410PC	Digital, TTL	9-3/14
55464RMQB	Interface	8-11/9	74107DC	Digital, TTL	9-6/16
55471HM	Interface	8-11/10	74107PC	Digital, TTL	9-6/16
55471HMQB	Interface	8-11/10	74109DC	Digital, TTL	9-7/3
55471RM	Interface	8-11/10	74109PC	Digital, TTL	9-7/3
55471RMQB	Interface	8-11/10	7411DC	Digital, TTL	9-4/14
55472HM	Interface	8-11/11	7411PC	Digital, TTL	9-4/14
55472HMQB	Interface	8-11/11	74116DC	Digital, TTL	9-8/9
55472RM	Interface	8-11/11	74116PC	Digital, TTL	9-8/9
55472RMQB	Interface	8-11/11	7412DC	Digital, TTL	9-3/15
55473HM	Interface	8-11/12	7412PC	Digital, TTL	9-3/15
55473HMQB	Interface	8-11/12	74121DC	Digital, TTL	9-17/10
55473RM	Interface	8-11/12	74121PC	Digital, TTL	9-17/10
55473RMQB	Interface	8-11/12	74122DC	Digital, TTL	9-17/11
55474HM	Interface	8-11/13	74122PC	Digital, TTL	9-17/11
			74123DC	Digital, TTL	9-17/12
			74123PC	Digital, TTL	9-17/12
			74125DC	Digital, TTL	9-5/16
			74125PC	Digital, TTL	9-5/16

PRODUCT INDEX

Device No.	Family	Page/Item
74126DC	Digital, TTL	9-5/7
74126PC	Digital, TTL	9-5/7
7413DC	Digital, TTL	9-3/17
7413PC	Digital, TTL	9-3/17
74132DC	Digital, TTL	9-3/13
74132PC	Digital, TTC	9-3/13
7414DC	Digital, TTL	9-3/5
7414PC	Digital, TTL	9-3/5
74141DC	Interface	8-9/1
	Digital, TTL	9-19/2
74141PC	Interface	8-9/1
	Digital, TTL	9-19/2
74145DC	Interface	8-9/2
	Digital, TTL	9-11/8, 9-11/18, 9-19/5
74145PC	Interface	8-9/2
	Digital, TTL	9-11/8, 9-11/18, 9-19/5
74150DC	Digital, TTL	9-10/8
74150PC	Digital, TTL	9-10/8
74151ADC	Digital, TTL	9-10/1
74151APC	Digital, TTL	9-10/1
74152ADC	Digital, TTL	9-10/6
74152APC	Digital, TTL	9-10/6
74153DC	Digital, TTL	9-9/16
74153PC	Digital, TTL	9-9/16
74154DC	Digital, TTL	9-11/21
74154PC	Digital, TTL	9-11/21
74155DC	Digital, TTL	9-10/13
74155PC	Digital, TTL	9-10/13
74156DC	Digital, TTL	9-10/15
74156PC	Digital, TTL	9-10/15
74157DC	Digital, TTL	9-9/3
74157PC	Digital, TTL	9-9/3
7416DC	Digital, TTL	9-3/3
7416PC	Digital, TTL	9-3/3
74160DC	Digital, TTL	9-16/3
74160PC	Digital, TTL	9-16/3
74161DC	Digital, TTL	9-16/5
74161PC	Digital, TTL	9-16/5
74162DC	Digital, TTL	9-16/7
74162PC	Digital, TTL	9-16/7
74163DC	Digital, TTL	9-16/9

Device No.	Family	Page/Item
74163PC	Digital, TTL	9-16/9
74164DC	Digital, TTL	9-13/5
74164PC	Digital, TTL	9-13/5
74165DC	Digital, TTL	9-14/4
74165PC	Digital, TTL	9-14/4
74166DC	Digital, TTL	9-14/5
74166PC	Digital, TTL	9-14/5
74167DC	Digital, TTL	9-17/4
74167PC	Digital, TTL	9-17/4
7417DC	Digital, TTL	9-4/9
7417PC	Digital, TTL	9-4/9
74170DC	Digital, TTL	9-8/22, 9-14/15
74170PC	Digital, TTL	9-8/22, 9-14/15
74173DC	Digital, TTL	9-14/18
74173PC	Digital, TTL	9-14/18
74174DC	Digital, TTL	9-8/11, 9-13/7
74174PC	Digital, TTL	9-8/11, 9-13/7
74175DC	Digital, TTL	9-8/2, 9-13/10
74175PC	Digital, TTL	9-8/2, 9-13/10
74176DC	Digital, TTL	9-15/9
74176PC	Digital, TTL	9-15/9
74177DC	Digital, TTL	9-15/10
74177PC	Digital, TTL	9-15/10
74178DC	Digital, TTL	9-12/10
74178PC	Digital, TTL	9-12/10
74179DC	Digital, TTL	9-12/11
74179PC	Digital, TTL	9-12/11
74180DC	Digital, TTL	9-21/3
74180PC	Digital, TTL	9-21/3
74181DC	Digital, TTL	9-20/10
74181PC	Digital, TTL	9-20/10
74182DC	Digital, TTL	9-20/14
74182PC	Digital, TTL	9-20/14
74190DC	Digital, TTL	9-16/17
74190PC	Digital, TTL	9-16/17
74191DC	Digital, TTL	9-16/19
74191PC	Digital, TTL	9-16/19
74192DC	Digital, TTL	9-16/13
74192PC	Digital, TTL	9-16/13

PRODUCT INDEX

Device No.	Family	Page/Item	Device No.	Family	Page/Item
74193DC	Digital, TTL	9-16/15	7430DC	Digital, TTL	9-3/22
74193PC	Digital, TTL	9-16/15	7430PC	Digital, TTL	9-3/22
74194DC	Digital, TTL	9-12/16	7432DC	Digital, TTL	9-4/17
74194PC	Digital, TTL	9-12/16	7432PC	Digital, TTL	9-4/17
74195DC	Digital, TTL	9-12/12	7437DC	Interface	8-3/2
74195PC	Digital, TTL	9-12/12		Digital, TTL	9-3/10,
74196DC	Digital, TTL	9-7/17, 9-15/11			9-18/1
74196PC	Digital, TTL	9-7/17, 9-15/11	7437PC	Interface	8-3/2
				Digital, TTL	9-3/10, 9-18/1
74197DC	Digital, TTL	9-7/19, 9-15/13	7438DC	Interface	8-3/3
74197PC	Digital, TTL	9-7/19, 9-15/13		Digital, TTL	9-3/11, 9-18/2
74198DC	Digital, TTL	9-13/2	7438PC	Interface	8-3/2
74198PC	Digital, TTL	9-13/2		Digital, TTL	9-3/11, 9-18/2
74199DC	Digital, TTL	9-12/14	7439DC	Digital, TTL	9-3/12
74199PC	Digital, TTL	9-12/14	7439PC	Digital, TTL	9-3/12
7420DC	Digital, TTL	9-3/16	7440DC	Interface	8-3/4
7420PC	Digital, TTL	9-3/16		Digital, TTL	9-3/19, 9-18/5
7421DC	Digital, TTL	9-4/16	7440PC	Interface	8-3/4
7421PC	Digital, TTL	9-4/16		Digital, TTL	9-3/19, 9-18/5
7422DC	Digital, TTL	9-3/18	7441DC	Interface	8-7/8
7422PC	Digital, TTL	9-3/18		Digital, TTL	9-19/1
7423DC	Digital, TTL	9-4/5	7441PC	Interface	8-7/8
7423PC	Digital, TTL	9-4/5		Digital, TTL	9-19/1
7425DC	Digital, TTL	9-4/4	7442DC	Digital, TTL	9-11/4, 9-11/14
7425PC	Digital, TTL	9-4/4			
7426DC	Digital, TTL	9-3/9	7442PC	Digital, TTL	9-11/4, 9-11/14
7426PC	Digital, TTL	9-3/9			
7427DC	Digital, TTL	9-4/3	7443DC	Digital, TTL	9-11/16
7427PC	Digital, TTL	9-4/3	7443PC	Digital, TTL	9-11/16
74279DC	Digital, TTL	9-7/11	7444DC	Digital, TTL	9-11/17
74279PC	Digital, TTL	9-7/11	7444PC	Digital, TTL	9-11/17
74283DC	Digital, TTL	9-20/7	7445DC	Interface	8-7/9
				Digital, TTL	9-11/3, 9-11/13, 9-19/4
74283PC	Digital, TTL	9-20/7	7445PC	Interface	8-7/9
74290DC	Digital, TTL	9-15/1		Digital, TTL	9-11/3, 9-11/13, 9-19/4
74290PC	Digital, TTL	9-15/1			
74293DC	Digital, TTL	9-15/6			
74293PC	Digital, TTL	9-15/6			
74298DC	Digital, TTL	9-8/5, 9-9/12, 9-13/13			
74298PC	Digital, TTL	9-8/5, 9-9/12, 9-13/13			

PRODUCT INDEX

Device No.	Family	Page/Item
7446DC	Interface	8-7/10
	Digital, TTL	9-19/12
7446PC	Interface	8-7/10
	Digital, TTL	9-19/12
7447DC	Interface	8-7/11
	Digital, TTL	9-19/13
7447PC	Interface	8-7/11
	Digital, TTL	9-19/13
7448DC	Interface	8-7/13
	Digital, TTL	9-19/7
7448PC	Interface	8-7/13
	Digital, TTL	9-19/7
7450DC	Digital, TTL	9-5/4
7450PC	Digital, TTL	9-5/4
7451DC	Digital, TTL	9-5/5
7451PC	Digital, TTL	9-5/5
7453DC	Digital, TTL	9-5/6
7453PC	Digital, TTL	9-5/6
7454DC	Digital, TTL	9-5/7
7454PC	Digital, TTL	9-5/7
7460DC	Digital, TTL	9-5/14
7460PC	Digital, TTL	9-5/14
7470DC	Digital, TTL	9-6/8
7470PC	Digital, TTL	9-6/8
7472DC	Digital, TTL	9-6/5
7472PC	Digital, TTL	9-6/5
7473DC	Digital, TTL	9-6/15
7473PC	Digital, TTL	9-6/15
7474DC	Digital, TTL	9-6/9
7474PC	Digital, TTL	9-6/9
7475DC	Digital, TTL	9-7/15
7475PC	Digital, TTL	9-7/15
7476DC	Digital, TTL	9-6/21
7476PC	Digital, TTL	9-6/11
7480DC	Digital, TTL	9-20/1
7480PC	Digital, TTL	9-20/1
7482DC	Digital, TTL	9-20/4
7482PC	Digital, TTL	9-20/4
7483ADC	Digital, TTL	9-20/5
7483APC	Digital, TTL	9-20/5
7485DC	Digital, TTL	9-20/18
7485PC	Digital, TTL	9-20/18
7486DC	Digital, TTL	9-4/18
7486PC	Digital, TTL	9-4/18
7489DC	Memories	10-3/4

Device No.	Family	Page/Item
7489PC	Memories	10-3/4
7490ADC	Digital, TTL	9-15/2
7490APC	Digital, TTL	9-15/2
7491DC	Digital, TTL	9-14/12
7491PC	Digital, TTL	9-14/12
7492DC	Digital, TTL	9-15/4
7492PC	Digital, TTL	9-15/4
7493ADC	Digital, TTL	9-15/7
7493APC	Digital, TTL	9-15/7
7494DC	Digital, TTL	9-12/6, 9-14/3
7494PC	Digital, TTL	9-12/6, 9-14/3
7495DC	Digital, TTL	9-12/7
7495PC	Digital, TTL	9-12/7
7496DC	Digital, TTL	9-12/9
7496PC	Digital, TTL	9-12/9
7497DC	Digital, TTL	9-17/3
7497PC	Digital, TTL	9-17/3
74H00DC	Digital, TTL	9-3/6
74H00PC	Digital, TTL	9-3/6
74H01DC	Digital, TTL	9-3/7
74H01PC	Digital, TTL	9-3/7
74H04DC	Digital, TTL	9-3/1
74H04PC	Digital, TTL	9-3/1
74H05DC	Digital, TTL	9-3/2
74H05PC	Digital, TTL	9-3/2
74H08DC	Digital, TTL	9-4/11
74H08PC	Digital, TTL	9-4/11
74H10DC	Digital, TTL	9-3/14
74H10PC	Digital, TTL	9-3/14
74H101DC	Digital, TTL	9-6/4
74H101PC	Digital, TTL	9-6/4
74H102DC	Digital, TTL	9-6/7
74H102PC	Digital, TTL	9-6/7
74H103DC	Digital, TTL	9-6/18
74H103PC	Digital, TTL	9-6/18
74H106DC	Digital, TTL	9-6/23
74H106PC	Digital, TTL	9-6/23
74H108DC	Digital, TTL	9-6/27
74H108PC	Digital, TTL	9-6/27
74H11DC	Digital, TTL	9-4/14
74H11PC	Digital, TTL	9-4/14
74H183DC	Digital, TTL	9-20/3
74H183PC	Digital, TTL	9-20/3

PRODUCT INDEX

Device No.	Family	Page/Item	Device No.	Family	Page/Item
74H20DC	Digital, TTL	9-3/16	74LS00PC	Digital, TTL	9-3/6
74H20PC	Digital, TTL	9-3/16	74LS02DC	Digital, TTL	9-4/1
74H21DC	Digital, TTL	9-4/16	74LS02PC	Digital, TTL	9-4/1
74H21PC	Digital, TTL	9-4/16	74LS03DC	Digital, TTL	9-3/7
74H30DC	Digital, TTL	9-3/22	74LS03PC	Digital, TTL	9-3/7
74H30PC	Digital, TTL	9-3/22	74LS04DC	Digital, TTL	9-3/1
74H40DC	Interface	8-3/5	74LS04PC	Digital, TTL	9-3/1
	Digital, TTL	9-3/19, 9-18/6	74LS05DC	Digital, TTL	9-3/2
74H40PC	Interface	8-3/5	74LS05PC	Digital, TTL	9-3/2
	Digital, TTL	9-3/19, 9-18/6	74LS08DC	Digital, TTL	9-4/11
74H50DC	Digital, TTL	9-5/4	74LS08PC	Digital, TTL	9-4/11
74H50PC	Digital, TTL	9-5/4	74LS09DC	Digital, TTL	9-4/12
74H51DC	Digital, TTL	9-5/5	74LS09PC	Digital, TTL	9-4/12
74H51PC	Digital, TTL	9-5/5	74LS10DC	Digital, TTL	9-3/14
74H52DC	Digital, TTL	9-5/3	74LS10PC	Digital, TTL	9-3/14
74H52PC	Digital, TTL	9-5/3	74LS107DC	Digital, TTL	9-7/7
74H53DC	Digital, TTL	9-5/6	74LS107PC	Digital, TTL	9-7/7
74H53PC	Digital, TTL	9-5/6	74LS109DC	Digital, TTL	9-7/5
74H54DC	Digital, TTL	9-5/7	74LS109PC	Digital, TTL	9-7/5
74H54PC	Digital, TTL	9-5/7	74LS11DC	Digital, TTL	9-4/14
74H55DC	Digital, TTL	9-5/11	74LS11PC	Digital, TTL	9-4/14
74H55PC	Digital, TTL	9-5/11	74LS112DC	Digital, TTL	9-6/25
74H60DC	Digital, TTL	9-5/14	74LS112PC	Digital, TTL	9-6/25
74H60PC	Digital, TTL	9-5/14	74LS113DC	Digital, TTL	9-6/20
74H61DC	Digital, TTL	9-5/13	74LS113PC	Digital, TTL	9-6/20
74H61PC	Digital, TTL	9-5/13	74LS114DC	Digital, TTL	9-7/2
74H62DC	Digital, TTL	9-5/15	74LS114PC	Digital, TTL	9-7/2
74H62DC	Digital, TTL	9-5/15	74LS125DC	Digital, TTL	9-5/16
74H71DC	Digital, TTL	9-6/3	74LS125PC	Digital, TTL	9-5/16
74H71PC	Digital, TTL	9-6/3	74LS126DC	Digital, TTL	9-5/17
74H72DC	Digital, TTL	9-6/6	74LS126PC	Digital, TTL	9-5/17
74H72PC	Digital, TTL	9-6/6	74LS13DC	Digital, TTL	9-3/17
74H73DC	Digital, TTL	9-6/17	74LS13PC	Digital, TTL	9-3/17
74H73PC	Digital, TTL	9-6/17	74LS132DC	Digital, TTL	9-3/13
74H74DC	Digital, TTL	9-6/10	74LS132DC	Digital, TTL	9-3/13
74H74PC	Digital, TTL	9-6/10	74LS133DC	Digital, TTL	9-3/23
74H76DC	Digital, TTL	9-6/22	74LS133PC	Digital, TTL	9-3/23
74H76PC	Digital, TTL	9-6/22	74LS136DC	Digital, TTL	9-4/19
74H78DC	Digital, TTL	9-6/26	74LS136PC	Digital, TTL	9-4/19
74H78PC	Digital, TTL	9-6/26	74LS138DC	Digital, TTL	9-11/6
74H87DC	Digital, TTL	9-21/6	74LS138PC	Digital, TTL	9-11/6
74H87PC	Digital, TTL	9-21/6	74LS139DC	Digital, TTL	9-10/11
74LS00DC	Digital, TTL	9-3/6	74LS139PC	Digital, TTL	9-10/11
			74LS14DC	Digital, TTL	9-3/5
			74LS14PC	Digital, TTL	9-3/5

PRODUCT INDEX

Device No.	Family	Page/Item
74LS15DC	Digital, TTL	9-4/15
74LS15PC	Digital, TTL	9-4/15
74LS151DC	Digital, TTL	9-10/2
74LS151PC	Digital, TTL	9-10/2
74LS152DC	Digital, TTL	9-10/7
74LS152PC	Digital, TTL	9-10/7
74LS153DC	Digital, TTL	9-9/17
74LS153PC	Digital, TTL	9-9/17
74LS155DC	Digital, TTL	9-10/14
74LS155PC	Digital, TTL	9-10/14
74LS156DC	Digital, TTL	9-10/16
74LS156PC	Digital, TTL	9-10/16
74LS157DC	Digital, TTL	9-9/4
74LS157PC	Digital, TTL	9-9/4
74LS158DC	Digital, TTL	9-9/6
74LS158PC	Digital, TTL	9-9/6
74LS160DC	Digital, TTL	9-16/4
74LS160PC	Digital, TTL	9-16/4
74LS161DC	Digital, TTL	9-16/6
74LS161PC	Digital, TTL	9-16/6
74LS162DC	Digital, TTL	9-16/8
74LS162PC	Digital, TTL	9-16/8
74LS163DC	Digital, TTL	9-16/10
74LS163PC	Digital, TTL	9-16/10
74LS164DC	Digital, TTL	9-13/6
74LS164PC	Digital, TTL	9-13/6
74LS165DC	Digital, TTL	9-14/6
74LS165PC	Digital, TTL	9-14/6
74LS168DC	Digital, TTL	9-16/11
74LS168PC	Digital, TTL	9-16/11
74LS169DC	Digital, TTL	9-16/12
74LS169PC	Digital, TTL	9-16/12
74LS170DC	Digital, TTL	9-8/23, 9-14/16
74LS170PC	Digital, TTL	9-8/23, 9-14/16
74LS173DC	Digital, TTL	9-14/19
74LS173PC	Digital, TTL	9-14/19
74LS174DC	Digital, TTL	9-8/13, 9-13/9
74LS174PC	Digital, TTL	9-8/13, 9-13/9
74LS175DC	Digital, TTL	9-8/3, 9-13/12
74LS175PC	Digital, TTL	9-8/3, 9-13/12

Device No.	Family	Page/Item
74LS181DC	Digital, TTL	9-20/12
74LS181PC	Digital, TTL	9-20/12
74LS182DC	Digital, TTL	9-20/16
74LS182PC	Digital, TTL	9-20/16
74LS189DC	Memories	10-3/2
74LS189PC	Memories	10-3/2
74LS190DC	Digital, TTL	9-16/18
74LS190PC	Digital, TTL	9-16/18
74LS191DC	Digital, TTL	9-16/20
74LS191PC	Digital, TTL	9-16/20
74LS193DC	Digital, TTL	9-16/16
74LS193PC	Digital, TTL	9-16/16
74LS194DC	Digital, TTL	9-13/1
74LS194PC	Digital, TTL	9-13/1
74LS195DC	Digital, TTL	9-12/13, 9-14/8
74LS195PC	Digital, TTL	9-12/13, 9-14/8
74LS196DC	Digital, TTL	9-7/18, 9-15/12
74LS196PC	Digital, TTL	9-7/18, 9-15/12
74LS197DC	Digital, TTL	9-7/20, 9-15/14
74LS197PC	Digital, TTL	9-7/20, 9-15/14
74LS20DC	Digital, TTL	9-3/16
74LS20PC	Digital, TTL	9-3/16
74LS21DC	Digital, TTL	9-4/16
74LS21PC	Digital, TTL	9-4/16
74LS22DC	Digital, TTL	9-3/18
74LS22PC	Digital, TTL	9-3/18
74LS240PC	Interface Digital, TTL	8-4/3 9-18/11
74LS241PC	Interface Digital, TTL	8-4/4 9-18/12
74LS242DC	Interface Digital, TTL	8-7/1 9-18/9
74LS242PC	Interface Digital, TTL	8-7/1 9-18/9
74LS243DC	Interface Digital, TTL	8-7/2 9-18/10
74LS243PC	Interface Digital, TTL	8-7/2 9-18/10

PRODUCT INDEX

1

Device No.	Family	Page/Item
74LS244PC	Interface	8-4/5
	Digital, TTL	9-18/13
74LS245PC	Interface	8-7/3
	Digital, TTL	9-18/14
74LS247DC	Interface	8-9/3
	Digital, TTL	9-19/17
74LS247PC	Interface	8-9/3
	Digital, TTL	9-19/17
74LS248DC	Interface	8-9/4
	Digital, TTL	9-19/18
74LS248PC	Interface	8-9/4
	Digital, TTL	9-19/18
74LS249DC	Interface	8-9/5
	Digital, TTL	9-19/19
74LS249PC	Interface	8-9/5
	Digital, TTL	9-19/19
74LS251DC	Digital, TTL	9-10/4
74LS251PC	Digital, TTL	9-10/4
74LS253DC	Digital, TTL	9-9/19
74LS253PC	Digital, TTL	9-9/19
74LS256DC	Digital, TTL	9-8/10
74LS256PC	Digital, TTL	9-8/10
74LS257DC	Digital, TTL	9-9/8
74LS257PC	Digital, TTL	9-9/8
74LS258DC	Digital, TTL	9-9/10
74LS258PC	Digital, TTL	9-9/10
74LS259DC	Digital, TTL	9-8/19, 9-11/2
74LS259PC	Digital, TTL	9-8/19, 9-11/2
74LS26DC	Digital, TTL	9-3/9
74LS26PC	Digital, TTL	9-3/9
74LS260DC	Digital, TTL	9-4/6
74LS260PC	Digital, TTL	9-4/6
74LS266DC	Digital, TTL	9-5/1
74LS266PC	Digital, TTL	9-5/1
74LS27DC	Digital, TTL	9-4/3
74LS27PC	Digital, TTL	9-4/3
74LS273PC	Digital, TTL	9-13/16
74LS279DC	Digital, TTL	9-7/12
74LS279PC	Digital, TTL	9-7/12
74LS28DC	Digital, TTL	9-4/7
74LS28PC	Digital, TTL	9-4/7
74LS283DC	Digital, TTL	9-20/8
74LS283PC	Digital, TTL	9-20/8
74LS289DC	Memories	10-3/3

Device No.	Family	Page/Item
74LS289PC	Memories	10-3/3
74LS290DC	Digital, TTL	9-15/15
74LS290PC	Digital, TTL	9-15/15
74LS293DC	Digital, TTL	9-15/16
74LS293PC	Digital, TTL	9-15/16
74LS295DC	Digital, TTL	9-12/15
74LS295PC	Digital, TTL	9-12/15
74LS298DC	Digital, TTL	9-8/6, 9-9/13, 9-13/14
74LS298PC	Digital, TTL	9-8/6, 9-9/13, 9-13/14
74LS299PC	Digital, TTL	9-13/3
74LS30DC	Digital, TTL	9-3/22
74LS30PC	Digital, TTL	9-3/22
74LS32DC	Digital, TTL	9-4/17
74LS32PC	Digital, TTL	9-4/17
74LS323PC	Digital, TTL	9-13/4
74LS33DC	Digital, TTL	9-4/8
74LS33PC	Digital, TTL	9-4/8
74LS352DC	Digital, TTL	9-9/21
74LS352PC	Digital, TTL	9-9/21
74LS353DC	Digital, TTL	9-9/22
74LS353PC	Digital, TTL	9-9/22
74LS365DC	Digital, TTL	9-5/18
74LS365PC	Digital, TTL	9-5/18
74LS366DC	Digital, TTL	9-5/19
74LS366PC	Digital, TTL	9-5/19
74LS367DC	Digital, TTL	9-5/20
74LS367PC	Digital, TTL	9-5/20
74LS368DC	Digital, TTL	9-5/21
74LS368PC	Digital, TTL	9-5/21
74LS37DC	Digital, TTL	9-3/10
74LS37PC	Digital, TTL	9-3/10
74LS373PC	Digital, TTL	9-8/15
74LS374PC	Digital, TTL	9-8/14, 9-13/17
74LS375DC	Digital, TTL	9-8/1
74LS375PC	Digital, TTL	9-8/1
74LS377PC	Digital, TTL	9-13/18
74LS378DC	Digital, TTL	9-13/19
74LS378PC	Digital, TTL	9-13/19
74LS379DC	Digital, TTL	9-13/20
74LS379PC	Digital, TTL	9-13/20

PRODUCT INDEX

Device No.	Family	Page/Item	Device No.	Family	Page/Item
74LS38DC	Digital, TTL	9-3/11	74LS568PC	Digital, TTL	9-17/1
74LS38PC	Digital, TTL	9-3/11	74LS569PC	Digital, TTL	9-17/2
74LS386DC	Digital, TTL	9-4/22	74LS573PC	Digital, TTL	9-8/16
74LS386PC	Digital, TTL	9-4/22	74LS574PC	Digital, TTL	9-14/2
74LS390DC	Digital, TTL	9-15/17	74LS670DC	Digital, TTL	9-8/24, 9-14/17
74LS390PC	Digital, TTL	9-15/17	74LS670PC	Digital, TTL	9-8/24, 9-14/17
74LS393DC	Digital, TTL	9-15/18	74LS74DC	Digital, TTL	9-6/12
74LS393PC	Digital, TTL	9-15/18	74LS74PC	Digital, TTL	9-6/12
74LS395DC	Digital, TTL	9-13/15	74LS75DC	Digital, TTL	9-7/21
74LS395PC	Digital, TTL	9-13/15	74LS75PC	Digital, TTL	9-7/21
74LS398PC	Digital, TTL	9-13/21	74LS76DC	Digital, TTL	9-7/6
74LS399DC	Digital, TTL	9-14/1	74LS76PC	Digital, TTL	9-7/6
74LS399PC	Digital, TTL	9-14/1	74LS77DC	Digital, TTL	9-7/22
74LS40DC	Digital, TTL	9-3/19	74LS77PC	Digital, TTL	9-7/22
74LS40PC	Digital, TTL	9-3/19	74LS78DC	Digital, TTL	9-7/8
74LS42DC	Digital, TTL	9-11/5, 9-11/15	74LS78PC	Digital, TTL	9-7/8
74LS42PC	Digital, TTL	9-11/5, 9-11/15	74LS83DC	Digital, TTL	9-20/6
74LS47DC	Interface Digital, TTL	8-7/12 9-19/14	74LS83PC	Digital, TTL	9-20/6
74LS47PC	Interface Digital, TTL	8-7/12 9-19/14	74LS85DC	Digital, TTL	9-20/19
74LS48DC	Interface Digital, TTL	8-8/1 9-19/15	74LS85PC	Digital, TTL	9-20/19
74LS48PC	Interface Digital, TTL	8-8/1 9-19/15	74LS86DC	Digital, TTL	9-4/18
74LS49DC	Interface Digital, TTL	8-8/3 9-19/16	74LS86PC	Digital, TTL	9-4/18
74LS49PC	Interface Digital, TTL	8-8/3 9-19/16	74LS89DC	Memories	10-3/1
74LS490DC	Digital, TTL	9-15/19	74LS89PC	Memories	10-3/1
74LS490PC	Digital, TTL	9-15/19	74LS90DC	Digital, TTL	9-15/3
74LS502DC	Digital, TTL	9-14/20	74LS90PC	Digital, TTL	9-15/3
74LS502PC	Digital, TTL	9-14/20	74LS92DC	Digital, TTL	9-15/5
74LS51DC	Digital, TTL	9-5/5	74LS92PC	Digital, TTL	9-15/5
74LS51PC	Digital, TTL	9-5/5	74LS93DC	Digital, TTL	9-15/8
74LS54DC	Digital, TTL	9-5/8	74LS93PC	Digital, TTL	9-15/8
74LS54PC	Digital, TTL	9-5/8	74LS95BDC	Digital, TTL	9-14/7
74LS540PC	Interface Digital, TTL	8-4/6 9-18/15	74LS95BPC	Digital, TTL	9-14/7
74LS541PC	Interface Digital, TTL	8-4/7 9-18/16	74LS95DC	Digital, TTL	9-12/8
74LS55DC	Digital, TTL	9-5/12	74LS95PC	Digital, TTL	9-12/8
74LS55PC	Digital, TTL	9-5/12	74S00DC	Digital, TTL	9-3/6
			74S00PC	Digital, TTL	9-3/6
			74S02DC	Digital, TTL	9-4/1
			74S02PC	Digital, TTL	9-4/1
			74S03DC	Digital, TTL	9-3/7
			74S03PC	Digital, TTL	9-3/7
			74S04DC	Digital, TTL	9-3/1
			74S04PC	Digital, TTL	9-3/1
			74S05DC	Digital, TTL	9-3/2

PRODUCT INDEX

Device No.	Family	Page/Item	Device No.	Family	Page/Item
74S05PC	Digital, TTL	9-3/2	74S174DC	Digital, TTL	9-8/12, 9-13/8
74S08DC	Digital, TTL	9-4/11	74S174PC	Digital, TTL	9-8/12, 9-13/8
74S08PC	Digital, TTL	9-4/11	74S175DC	Digital, TTL	9-8/4, 9-13/11
74S10DC	Digital, TTL	9-3/14	74S175PC	Digital, TTL	9-8/4, 9-13/11
74S10PC	Digital, TTL	9-3/14	74S182DC	Digital, TTL	9-20/15
74S109DC	Digital, TTL	9-7/4	74S182PC	Digital, TTL	9-20/15
74S109PC	Digital, TTL	9-7/4	74S194DC	Digital, TTL	9-12/17
74S11DC	Digital, TTL	9-4/14	74S194PC	Digital, TTL	9-12/17
74S11PC	Digital, TTL	9-4/14	74S20DC	Digital, TTL	9-3/16
74S112DC	Digital, TTL	9-6/24	74S20PC	Digital, TTL	9-3/16
74S112PC	Digital, TTL	9-6/24	74S22DC	Digital, TTL	9-3/18
74S113DC	Digital, TTL	9-6/19	74S22PC	Digital, TTL	9-3/18
74S113PC	Digital, TTL	9-6/19	74S251DC	Digital, TTL	9-10/5
74S114DC	Digital, TTL	9-7/1	74S251PC	Digital, TTL	9-10/5
74S114PC	Digital, TTL	9-7/1	74S253DC	Digital, TTL	9-9/20
74S132DC	Digital, TTL	9-3/13	74S253PC	Digital, TTL	9-9/20
74S132PC	Digital, TTL	9-3/13	74S257DC	Digital, TTL	9-9/9
74S133DC	Digital, TTL	9-3/23	74S257PC	Digital, TTL	9-9/9
74S133PC	Digital, TTL	9-3/23	74S258DC	Digital, TTL	9-9/11
74S134DC	Digital, TTL	9-3/24	74S258PC	Digital, TTL	9-9/11
74S134PC	Digital, TTL	9-3/24	74S30DC	Digital, TTL	9-3/22
74S135DC	Digital, TTL	9-4/21, 9-21/7	74S30PC	Digital, TTL	9-3/22
74S135PC	Digital, TTL	9-4/21, 9-21/7	74S32DC	Digital, TTL	9-4/17
74S138DC	Digital, TTL	9-11/7	74S32PC	Digital, TTL	9-4/17
74S138PC	Digital, TTL	9-11/7	74S40DC	Interface Digital, TTL	8-3/6 9-3/19, 9-18/7
74S139DC	Digital, TTL	9-10/12	74S40PC	Interface Digital, TTL	8-3/6 9-3/19, 9-18/7
74S139PC	Digital, TTL	9-10/12	74S51DC	Digital, TTL	9-5/5
74S140DC	Interface Digital, TTL	8-4/2 9-3/20, 9-18/8	74S51PC	Digital, TTL	9-5/5
74S140PC	Interface Digital, TTL	8-4/2 9-3/20, 9-18/8	74S64DC	Digital, TTL	9-5/9
74S15DC	Digital, TTL	9-4/15	74S64PC	Digital, TTL	9-5/9
74S15PC	Digital, TTL	9-4/15	74S65DC	Digital, TTL	9-5/10
74S151DC	Digital, TTL	9-10/3	74S65PC	Digital, TTL	9-5/10
74S151PC	Digital, TTL	9-10/3	74S74DC	Digital, TTL	9-6/11
74S153DC	Digital, TTL	9-9/18	74S74PC	Digital, TTL	9-6/11
74S153PC	Digital, TTL	9-9/18	74S86DC	Digital, TTL	9-4/18
74S157DC	Digital, TTL	9-9/5	74S86PC	Digital, TTL	9-4/18
74S157PC	Digital, TTL	9-9/5	75107ADC	Interface	8-5/17
74S158DC	Digital, TTL	9-9/7			
74S158PC	Digital, TTL	9-9/7			

PRODUCT INDEX

Device No.	Family	Page/Item	Device No.	Family	Page/Item
75107APC	Interface	8-5/17	75327DC	Interface	8-12/7
75107BDC	Interface	8-5/17	75327PC	Interface	8-12/7
75107BPC	Interface	8-5/17	7534DC	Interface	8-15/1
75108ADC	Interface	8-5/18	7534PC	Interface	8-15/1
75108APC	Interface	8-5/18	7535DC	Interface	8-15/2
75108BDC	Interface	8-5/18	7535PC	Interface	8-15/2
75108BPC	Interface	8-5/18	75430DC	Interface	8-9/8
75109DC	Interface	8-4/8	75430PC	Interface	8-9/8
75109PC	Interface	8-4/8	75431HC	Interface	8-9/9
75110DC	Interface	8-4/9	75431RC	Interface	8-9/9
75110PC	Interface	8-4/9	75431TC	Interface	8-9/9
75121DC	Interface	8-4/10	75432HC	Interface	8-9/10
75121PC	Interface	8-4/10	75432RC	Interface	8-9/10
75122DC	Interface	8-6/1	75432TC	Interface	8-9/10
75122PC	Interface	8-6/1	75433HC	Interface	8-9/11
75123DC	Interface	8-4/11	75433RC	Interface	8-9/11
75123PC	Interface	8-4/11	75433TC	Interface	8-9/11
75124DC	Interface	8-6/2	75434HC	Interface	8-10/1
75124PC	Interface	8-6/2	75434RC	Interface	8-10/1
75150DC	Interface	8-4/12	75434TC	Interface	8-10/1
75150PC	Interface	8-4/12	75450ADC	Interface	8-10/2,
75150RC	Interface	8-4/12			8-10/13
75150TC	Interface	8-4/12	75450APC	Interface	8-10/2,
75154DC	Interface	8-6/3			8-10/13
75154PC	Interface	8-6/3	75450BCD	Interface	8-10/2,
75207DC	Interface	8-6/4			8-10/13
75207PC	Interface	8-6/4	75450BPC	Interface	8-10/2,
75208DC	Interface	8-6/5			8-10/13
75208PC	Interface	8-6/5	75451AHC	Interface	8-10/3,
75234DC	Interface	8-15/3			8-11/1
75234PC	Interface	8-15/3	75451ARC	Interface	8-10/3,
75235DC	Interface	8-15/4			8-11/1
75235PC	Interface	8-15/4	75451ATC	Interface	8-10/3,
7524DC	Interface	8-14/10			8-11/1
7524PC	Interface	8-14/10	75451BHC	Interface	8-10/3,
7525DC	Interface	8-14/11			8-11/1
7525PC	Interface	8-14/11	75451BRC	Interface	8-10/3,
7528DC	Interface	8-14/12			8-11/1
7528PC	Interface	8-14/12	75451BTC	Interface	8-10/3,
7529DC	Interface	8-14/13			8-11/1
7529PC	Interface	8-14/13	75452AHC	Interface	8-10/4,
75325DC	Interface	8-12/5			8-11/2
75325PC	Interface	8-12/5	75452ARC	Interface	8-10/4,
75326DC	Interface	8-12/6			8-11/2
75326PC	Interface	8-12/6	75452ATC	Interface	8-10/4,
					8-11/2

PRODUCT INDEX

Device No.	Family	Page/Item	Device No.	Family	Page/Item
75452BHC	Interface	8-10/4, 8-11/2	75471RC	Interface	8-11/10
75452BRC	Interface	8-10/4, 8-11/2	75471TC	Interface	8-11/10
75452BTC	Interface	8-10/4, 8-11/2	75472HC	Interface	8-11/11
75453AHC	Interface	8-10/5, 8-11/3	75472RC	Interface	8-11/11
75453ARC	Interface	8-10/5, 8-11/3	75472TC	Interface	8-11/11
75453ATC	Interface	8-10/5, 8-11/3	75473HC	Interface	8-11/12
75453BHC	Interface	8-10/5, 8-11/3	75473RC	Interface	8-11/12
75453BRC	Interface	8-10/5, 8-11/3	75473TC	Interface	8-11/12
75453BTC	Interface	8-10/5, 8-11/3	75474HC	Interface	8-11/13
75454AHC	Interface	8-10/6, 8-11/4	75474RC	Interface	8-11/13
75454ARC	Interface	8-10/6, 8-11/4	75474TC	Interface	8-11/13
75454ATC	Interface	8-10/6, 8-11/4	75491ADC	Interface	8-9/6, 8-11/14
75454BHC	Interface	8-10/6, 8-11/4	75491APC	Interface	8-9/6, 8-11/14
75454BRC	Interface	8-10/6, 8-11/4	75491BDC	Interface	8-9/6, 8-11/14
75454BTC	Interface	8-10/6, 8-11/4	75491BPC	Interface	8-9/6, 8-11/14
75460DC	Interface	8-11/5	75491DC	Interface	8-9/6, 8-11/14
75460PC	Interface	8-11/5	75491PC	Interface	8-9/6, 8-11/14
75461HC	Interface	8-11/6	75492ADC	Interface	8-9/7, 8-11/15
75461RC	Interface	8-11/6	75492APC	Interface	8-9/7, 8-11/15
75461TC	Interface	8-11/6	75492BDC	Interface	8-9/7, 8-11/15
75462HC	Interface	8-11/7	75492BPC	Interface	8-9/7, 8-11/15
75462RC	Interface	8-11/7	75492DC	Interface	8-9/7, 8-11/15
75462TC	Interface	8-11/7	75492PC	Interface	8-9/7, 8-11/15
75463HC	Interface	8-11/8	74H22DC	Digital, TTL	9-3/18
75463RC	Interface	8-11/8	74H22PC	Digital, TTL	9-3/18
75463TC	Interface	8-11/8	8T13DC	Interface	8-3/7
75464HC	Interface	8-11/9	8T13DM	Interface	8-3/7
75464RC	Interface	8-11/9	8T13FM	Interface	8-3/7
75464TC	Interface	8-11/9	8T13PC	Interface	8-3/7
75471HC	Interface	8-11/10	8T14DC	Interface	8-5/3
			8T14DM	Interface	8-5/3
			8T14PC	Interface	8-5/3
			8T23DC	Interface	8-3/8

PRODUCT INDEX

Device No.	Family	Page/Item
8T23PC	Interface	8-3/8
8T24DC	Interface	8-5/4
8T24PC	Interface	8-5/4
8T26DC	Interface	8-6/10
8T26PC	Interface	8-6/10
8T28DC	Interface	8-6/11
8T28PC	Interface	8-6/11
900FM	Digital, RTL/CTL	9-36/1
900FMQB	Digital, RTL/CTL	9-36/1
900HC	Digital, RTL/CTL	9-36/1
900HM	Digital, RTL/CTL	9-36/1
900HMQB	Digital, RTL/CTL	9-36/1
9000DC	Digital, TTL	9-6/1
9000DM	Digital, TTL	9-6/1
9000DMQB	Digital, TTL	9-6/1
9000FM	Digital, TTL	9-6/1
9000FMQB	Digital, TTL	9-6/1
9001DC	Digital, TTL	9-6/2
9001DM	Digital, TTL	9-6/2
9001DMQB	Digital, TTL	9-6/2
9001FM	Digital, TTL	9-6/2
9001FMQB	Digital, TTL	9-6/2
9002DC	Digital, TTL	9-3/6
9002DM	Digital, TTL	9-3/6
9002DMQB	Digital, TTL	9-3/6
9002FM	Digital, TTL	9-3/6
9002FMQB	Digital, TTL	9-3/6
9003DC	Digital, TTL	9-3/14
9003DM	Digital, TTL	9-3/14
9003DMQB	Digital, TTL	9-3/14
9003FM	Digital, TTL	9-3/14
9003FMQB	Digital, TTL	9-3/14
9004DC	Digital, TTL	9-3/16
9004DM	Digital, TTL	9-3/16
9004DMQB	Digital, TTL	9-3/16
9004FM	Digital, TTL	9-3/16
9004FMQB	Digital, TTL	9-3/16
9005DC	Digital, TTL	9-5/4
9005DM	Digital, TTL	9-5/4
9005DMQB	Digital, TTL	9-5/4
9005FM	Digital, TTL	9-5/4
9005FMQB	Digital, TTL	9-5/4
9006DC	Digital, TTL	9-5/14
9006DM	Digital, TTL	9-5/14
9006DMQB	Digital, TTL	9-5/14

Device No.	Family	Page/Item
9006FM	Digital, TTL	9-5/14
9006FMQB	Digital, TTL	9-5/14
9007DC	Digital, TTL	9-3/21
9007DM	Digital, TTL	9-3/21
9007DMQB	Digital, TTL	9-3/21
9007FM	Digital, TTL	9-3/21
9007FMQB	Digital, TTL	9-3/21
9008DC	Digital, TTL	9-5/6
9008DM	Digital, TTL	9-5/6
9008DMQB	Digital, TTL	9-5/6
9008FM	Digital, TTL	9-5/6
9008FMQB	Digital, TTL	9-5/6
9009DC	Interface	8-3/9
	Digital, TTL	9-3/19, 9-18/4
9009DM	Interface	8-3/9
	Digital, TTL	9-3/19, 9-18/4
9009DMQB	Interface	8-3/9
	Digital, TTL	9-3/19, 9-18/4
9009FM	Interface	8-3/9
	Digital, TTL	9-3/19, 9-18/4
9009FMQB	Interface	8-3/9
	Digital, TTL	9-3/19, 9-18/4
901FM	Digital, RTL/CTL	9-36/2
901FMQB	Digital, RTL/CTL	9-36/2
901HM	Digital, RTL/CTL	9-36/2
901HMQB	Digital, RTL/CTL	9-36/2
9012DC	Digital, TTL	9-3/7
9012DM	Digital, TTL	9-3/7
9012DMQB	Digital, TTL	9-3/7
9012FM	Digital, TTL	9-3/7
9012FMQB	Digital, TTL	9-3/7
9014DC	Digital, TTL	9-4/20
9014DM	Digital, TTL	9-4/20
9014DMQB	Digital, TTL	9-4/20
9014FM	Digital, TTL	9-4/20
9014FMQB	Digital, TTL	9-4/20
9015DC	Digital, TTL	9-4/2
9015DM	Digital, TTL	9-4/2
9015DMQB	Digital, TTL	9-4/2
9015FM	Digital, TTL	9-4/2

PRODUCT INDEX

1

Device No.	Family	Page/Item
9015FMQB	Digital, TTL	9-4/2
9016DC	Digital, TTL	9-3/1
9016DM	Digital, TTL	9-3/1
9016DMQB	Digital, TTL	9-3/1
9016FM	Digital, TTL	9-3/1
9016FMQB	Digital, TTL	9-3/1
9017DC	Digital, TTL	9-3/2
9017DM	Digital, TTL	9-3/2
9017DMQB	Digital, TTL	9-3/2
9017FM	Digital, TTL	9-3/2
9017FMQB	Digital, TTL	9-3/2
902FM	Digital, RTL/CTL	9-36/3
902FMQB	Digital, RTL/CTL	9-36/3
902HC	Digital, RTL/CTL	9-36/3
902HMQB	Digital, RTL/CTL	9-36/3
9020DC	Digital, TTL	9-6/13
9020DM	Digital, TTL	9-6/13
9020DMQB	Digital, TTL	9-6/13
9020FM	Digital, TTL	9-6/13
9020FMQB	Digital, TTL	9-6/13
9022DC	Digital, TTL	9-6/14
9022DM	Digital, TTL	9-6/14
9022DMQB	Digital, TTL	9-6/14
9022FM	Digital, TTL	9-6/14
9022FMQB	Digital, TTL	9-6/14
9024DC	Digital, TTL	9-7/3
9024DM	Digital, TTL	9-7/3
9024DMQB	Digital, TTL	9-7/3
9024FM	Digital, TTL	9-7/3
9024FMQB	Digital, TTL	9-7/3
903FM	Digital, RTL/CTL	9-36/4
903FMQB	Digital, RTL/CTL	9-36/4
903HC	Digital, RTL/CTL	9-36/4
903HM	Digital, RTL/CTL	9-36/4
903HMQB	Digital, RTL/CTL	9-36/4
904FM	Digital, RTL/CTL	9-36/5
904FMQB	Digital, RTL/CTL	9-36/5
904HC	Digital, RTL/CTL	9-36/5
904HM	Digital, RTL/CTL	9-36/5
904HMQB	Digital, RTL/CTL	9-36/5
905FM	Digital, RTL/CTL	9-36/6
905FMQB	Digital, RTL/CTL	9-36/6
905HC	Digital, RTL/CTL	9-36/6
905HM	Digital, RTL/CTL	9-36/6
905HMQB	Digital, RTL/CTL	9-36/6

Device No.	Family	Page/Item
906FM	Digital, RTL/CTL	9-36/7
906FMQB	Digital, RTL/CTL	9-36/7
906HC	Digital, RTL/CTL	9-36/7
906HM	Digital, RTL/CTL	9-36/7
906HMQB	Digital, RTL/CTL	9-36/7
907FM	Digital, RTL/CTL	9-36/8
907FMQB	Digital, RTL/CTL	9-36/8
907HC	Digital, RTL/CTL	9-36/8
907HM	Digital, RTL/CTL	9-36/8
907HMQB	Digital, RTL/CTL	9-36/8
908FM	Digital, RTL/CTL	9-36/9
908FMQB	Digital, RTL/CTL	9-36/9
908HC	Digital, RTL/CTL	9-36/9
908HM	Digital, RTL/CTL	9-36/9
908HMQB	Digital, RTL/CTL	9-36/9
909FM	Digital, RTL/CTL	9-36/10
909FMQB	Digital, RTL/CTL	9-36/10
909HC	Digital, RTL/CTL	9-36/10
909HM	Digital, RTL/CTL	9-36/10
909HMQB	Digital, RTL/CTL	9-36/10
9093DC	Digital, DTL	9-37/23
9093DM	Digital, DTL	9-37/23
9093DMQB	Digital, DTL	9-37/23
9093FM	Digital, DTL	9-37/23
9093FMQB	Digital, DTL	9-37/23
9093PC	Digital, DTL	9-37/23
9094DC	Digital, DTL	9-37/24
9094DM	Digital, DTL	9-37/24
9094DMQB	Digital, DTL	9-37/24
9094FM	Digital, DTL	9-37/24
9094FMQB	Digital, DTL	9-37/24
9094PC	Digital, DTL	9-37/24
9097DC	Digital, DTL	9-37/25
9097DM	Digital, DTL	9-37/25
9097DMQB	Digital, DTL	9-37/25
9097FM	Digital, DTL	9-37/25
9097FMQB	Digital, DTL	9-37/25
9097PC	Digital, DTL	9-37/25
9099DC	Digital, DTL	9-37/26
9099DM	Digital, DTL	9-37/26
9099DMQB	Digital, DTL	9-37/26
9099FM	Digital, DTL	9-37/26
9099FMQB	Digital, DTL	9-37/26
9099PC	Digital, DTL	9-37/26
910FM	Digital, RTL/CTL	9-36/11

PRODUCT INDEX

Device No.	Family	Page/Item
910FMQB	Digital, RTL/CTL	9-36/11
910HC	Digital, RTL/CTL	9-36/11
910HM	Digital, RTL/CTL	9-36/11
910HMQB	Digital, RTL/CTL	9-36/11
9109DC	Interface	8-12/11
	Digital, DTL	9-37/27
9109DM	Interface	8-12/11
	Digital, DTL	9-37/27
9109DMQB	Interface	8-12/11
	Digital, DTL	9-37/27
911FM	Digital, RTL/CTL	9-36/12
911FMQB	Digital, RTL/CTL	9-36/12
911HM	Digital, RTL/CTL	9-36/12
911HMQB	Digital, RTL/CTL	9-36/12
9110DC	Digital, DTL	9-37/28
9110DM	Digital, DTL	9-37/28
9110DMQB	Digital, DTL	9-37/28
9111DC	Digital, DTL	9-37/29
9111DM	Digital, DTL	9-37/29
9111DMQB	Digital, DTL	9-37/29
9111FM	Digital, DTL	9-37/29
9111FMQB	Digital, DTL	9-37/29
9112DC	Interface	8-13/1
	Digital, DTL	9-37/30
9112DM	Interface	8-13/1
	Digital, DTL	9-37/30
9112DMQB	Interface	8-13/1
	Digital, DTL	9-37/30
912FM	Digital, RTL/CTL	9-36/13
912FMQB	Digital, RTL/CTL	9-36/13
912HC	Digital, RTL/CTL	9-36/13
912HM	Digital, RTL/CTL	9-36/13
912HMQB	Digital, RTL/CTL	9-36/13
913FM	Digital, RTL/CTL	9-36/14
913FMQB	Digital, RTL/CTL	9-36/14
913HC	Digital, RTL/CTL	9-36/14
913HM	Digital, RTL/CTL	9-36/14
913HMQB	Digital, RTL/CTL	9-36/14
9135DC	Digital, DTL	9-37/31
9135FM	Digital, DTL	9-37/31
9135FMQB	Digital, DTL	9-37/31
9135PC	Digital, DTL	9-37/31
914FM	Digital, RTL/CTL	9-36/15
914FMQB	Digital, RTL/CTL	9-36/15
914HC	Digital, RTL/CTL	9-36/15

Device No.	Family	Page/Item
914HM	Digital, RTL/CTL	9-36/15
914HMQB	Digital, RTL/CTL	9-36/15
915FM	Digital, RTL/CTL	9-36/16
915FMQB	Digital, RTL/CTL	9-36/16
915HC	Digital, RTL/CTL	9-36/16
915HM	Digital, RTL/CTL	9-36/16
915HMQB	Digital, RTL/CTL	9-36/16
9157DC	Digital, DTL	9-37/32
9157FM	Digital, DTL	9-37/32
9157FMQB	Digital, DTL	9-37/32
9157PC	Digital, DTL	9-37/32
9158DC	Digital, DTL	9-37/33
9158PC	Digital, DTL	9-37/33
921FM	Digital, RTL/CTL	9-36/17
921FMQB	Digital, RTL/CTL	9-36/17
921HC	Digital, RTL/CTL	9-36/17
921HM	Digital, RTL/CTL	9-36/17
921HMQB	Digital, RTL/CTL	9-36/17
923HC	Digital, RTL/CTL	9-36/18
926FM	Digital, RTL/CTL	9-36/19
926FMQB	Digital, RTL/CTL	9-36/19
926HC	Digital, RTL/CTL	9-36/19
926HM	Digital, RTL/CTL	9-36/19
926HMQB	Digital, RTL/CTL	9-36/19
927FM	Digital, RTL/CTL	9-36/20
927FMQB	Digital, RTL/CTL	9-36/20
927HC	Digital, RTL/CTL	9-36/20
927HM	Digital, RTL/CTL	9-36/20
927HMQB	Digital, RTL/CTL	9-36/20
930DC	Digital, DTL	9-36/26
930DM	Digital, DTL	9-36/26
930DMQB	Digital, DTL	9-36/26
930FM	Digital, DTL	9-36/26
930FMQB	Digital, DTL	9-36/26
930HC	Digital, DTL	9-36/26
930HM	Digital, DTL	9-36/26
930HMQB	Digital, DTL	9-36/26
930PC	Digital, DTL	9-36/26
930ODC	Digital, TTL	9-12/1
930ODM	Digital, TTL	9-12/1
930ODMQB	Digital, TTL	9-12/1
930OFM	Digital, TTL	9-12/1
930OFMQB	Digital, TTL	9-12/1
9300PC	Digital, TTL	9-12/1
9301DC	Digital, TTL	9-10/17, 9-11/10

PRODUCT INDEX

Device No.	Family	Page/Item	Device No.	Family	Page/Item
9301DM	Digital, TTL	9-10/17, 9-11/10	9305PC	Digital, TTL	9-15/20
9301DMQB	Digital, TTL	9-10/17, 9-11/10	9307DC	Interface	8-8/5
9301FM	Digital, TTL	9-10/17, 9-11/10	9307DM	Digital, TTL	9-19/6
9301FMQB	Digital, TTL	9-10/17, 9-11/10		Interface	8-8/5
9301PC	Digital, TTL	9-10/17, 9-11/10	9307DMQB	Digital, TTL	9-19/6
9302DC	Interface	8-8/4		Interface	8-8/5
	Digital, TTL	9-10/19, 9-11/12, 9-19/3	9307FM	Digital, TTL	9-19/6
9302DM	Interface	8-8/4		Digital, TTL	9-19/6
	Digital, TTL	9-10/19, 9-11/12, 9-19/3	9307FMQB	Interface	8-8/5
9302DMQB	Interface	8-8/4		Digital, TTL	9-19/6
	Digital, TTL	9-10/19, 9-11/12, 9-19/3	9307PC	Interface	8-8/5
9302FM	Interface	8-8/4		Digital, TTL	9-19/6
	Digital, TTL	9-10/19, 9-11/12, 9-19/3	9308DC	Digital, TTL	9-8/7
9302FMQB	Interface	8-8/4		Digital, TTL	9-8/7
	Digital, TTL	9-10/19, 9-11/12, 9-19/3	9308DM	Digital, TTL	9-8/7
9302PC	Interface	8-8/4	9308DMQB	Digital, TTL	9-8/7
	Digital, TTL	9-10/19, 9-11/12, 9-19/3	9308FM	Digital, TTL	9-8/7
9304DC	Digital, TTL	9-20/2	9308FMQB	Digital, TTL	9-8/7
9304DM	Digital, TTL	9-20/2	9308PC	Digital, TTL	9-8/7
9304DMQB	Digital, TTL	9-20/2	9309DC	Digital, TTL	9-9/14
9304FM	Digital, TTL	9-20/2	9309DM	Digital, TTL	9-9/14
9304FMQB	Digital, TTL	9-20/2	9309DMQB	Digital, TTL	9-9/14
9304PC	Digital, TTL	9-20/2	9309FM	Digital, TTL	9-9/14
9305DC	Digital, TTL	9-15/20	9309FMQB	Digital, TTL	9-9/14
9305DM	Digital, TTL	9-15/20	9309PC	Digital, TTL	9-9/14
9305DMQB	Digital, TTL	9-15/20	9310DC	Digital, TTL	9-15/22
9305FM	Digital, TTL	9-15/20	9310DM	Digital, TTL	9-15/22
9305FMQB	Digital, TTL	9-15/20	9310DMQB	Digital, TTL	9-15/22
			9310FM	Digital, TTL	9-15/22
			9310FMQB	Digital, TTL	9-15/22
			9310PC	Digital, TTL	9-15/22
			9311DC	Digital, TTL	9-11/19
			9311DM	Digital, TTL	9-11/19
			9311DMQB	Digital, TTL	9-11/19
			9311FM	Digital, TTL	9-11/19
			9311FMQB	Digital, TTL	9-11/19
			9311PC	Digital, TTL	9-11/19
			9312DC	Digital, TTL	9-9/23
			9312DM	Digital, TTL	9-9/23
			9312DMQB	Digital, TTL	9-9/23
			9312FM	Digital, TTL	9-9/23
			9312FMQB	Digital, TTL	9-9/23
			9312PC	Digital, TTL	9-9/23
			9313DC	Digital, TTL	9-9/26

PRODUCT INDEX

Device No.	Family	Page/Item
9313DM	Digital, TTL	9-9/26
9313DMQB	Digital, TTL	9-9/26
9313FM	Digital, TTL	9-9/26
9313FMQB	Digital, TTL	9-9/26
9313PC	Digital, TTL	9-9/26
9314DC	Digital, TTL	9-7/9, 9-7/13
9314DM	Digital, TTL	9-7/9, 9-7/13
9314DMQB	Digital, TTL	9-7/9, 9-7/13
9314FM	Digital, TTL	9-7/9, 9-7/13
9314FMQB	Digital, TTL	9-7/9, 9-7/13
9314PC	Digital, TTL	9-7/9, 9-7/13
9315DC	Interface Digital, TTL	8-8/6 9-19/9
9315DM	Interface Digital, TTL	8-8/6 9-19/9
9315DMQB	Interface Digital, TTL	8-8/6 9-19/9
9315FM	Interface Digital, TTL	8-8/6 9-19/9
9315FMQB	Interface Digital, TTL	8-8/6 9-19/9
9315PC	Interface Digital, TTL	8-8/6 9-19/9
9316DC	Digital, TTL	9-15/25
9316DM	Digital, TTL	9-15/25
9316DMQB	Digital, TTL	9-15/25
9316FM	Digital, TTL	9-15/25
9316FMQB	Digital, TTL	9-15/25
9316PC	Digital, TTL	9-15/25
9317BDC	Interface Digital, TTL	8-8/7 9-19/10
9317BDM	Interface Digital, TTL	8-8/7 9-19/10
9317BDMQB	Interface Digital, TTL	8-8/7 9-19/10
9317BFM	Interface Digital, TTL	8-8/7 9-19/10
9317BFMQB	Interface Digital, TTL	8-8/7 9-19/10

Device No.	Family	Page/Item
9317BPC	Interface Digital, TTL	8-8/7 9-19/10
9317CDC	Interface Digital, TTL	8-8/8 9-19/11
9317CDM	Interface Digital, TTL	8-8/8 9-19/11
9317CDMQB	Interface Digital, TTL	8-8/8 9-19/11
9317CFM	Interface Digital, TTL	8-8/8 9-19/11
9317CFMQB	Interface Digital, TTL	8-8/8 9-19/11
9317CPC	Interface Digital, TTL	8-8/8 9-19/11
9318DC	Digital, TTL	9-20/24
9318DM	Digital, TTL	9-20/24
9318DMQB	Digital, TTL	9-20/24
9318FM	Digital, TTL	9-20/24
9318FMQB	Digital, TTL	9-20/24
9318PC	Digital, TTL	9-20/24
9319DC	Digital, TTL	9-11/22
9319DM	Digital, TTL	9-11/22
9319DMQB	Digital, TTL	9-11/22
9319FM	Digital, TTL	9-11/22
9319FMQB	Digital, TTL	9-11/22
9319PC	Digital, TTL	9-11/22
932DC	Digital, DTL	9-36/27
932DM	Digital, DTL	9-36/27
932DMQB	Digital, DTL	9-36/27
932FM	Digital, DTL	9-36/27
932FMQB	Digital, DTL	9-36/27
932HC	Digital, DTL	9-36/27
932HM	Digital, DTL	9-36/27
932HMQB	Digital, DTL	9-36/27
932PC	Digital, DTL	9-36/27
932ODC	Digital, TTL	9-11/23
932ODM	Digital, TTL	9-11/23
932ODMQB	Digital, TTL	9-11/23
932OFM	Digital, TTL	9-11/23
932OFMQB	Digital, TTL	9-11/23
932OPC	Digital, TTL	9-11/23
9321DC	Digital, TTL	9-10/9
9321DM	Digital, TTL	9-10/9
9321DMQB	Digital, TTL	9-10/9
9321FM	Digital, TTL	9-10/9
9321FMQB	Digital, TTL	9-10/9

PRODUCT INDEX

Device No.	Family	Page/Item	Device No.	Family	Page/Item
9321PC	Digital, TTL	9-10/9	9340DC	Digital, TTL	9-20/9
9322DC	Digital, TTL	9-9/1	9340DM	Digital, TTL	9-20/9
9322DM	Digital, TTL	9-9/1	9340MQB	Digital, TTL	9-20/9
9322DMQB	Digital, TTL	9-9/1	9340FM	Digital, TTL	9-20/9
9322FM	Digital, TTL	9-9/1			
9322FMQB	Digital, TTL	9-9/1	9340FMQB	Digital, TTL	9-20/9
9322PC	Digital, TTL	9-9/1	9340PC	Digital, TTL	9-20/9
9324DC	Digital, TTL	9-20/20	93410ADC	Memories	10-3/7
9324DM	Digital, TTL	9-20/20	93410APC	Memories	10-3/7
9324DMQB	Digital, TTL	9-20/20	93410DC	Memories	10-3/6
			93410DM	Memories	10-3/6
9324FM	Digital, TTL	9-20/20	93410FM	Memories	10-3/6
9324FMQB	Digital, TTL	9-20/20	93410PC	Memories	10-3/6
9324PC	Digital, TTL	9-20/20	93411ADC	Memories	10-3/9
9328DC	Digital, TTL	9-14/10	93411APC	Memories	10-3/9
9328DM	Digital, TTL	9-14/10			
			93411DC	Memories	10-3/8
9328DMQB	Digital, TTL	9-14/10	93411DM	Memories	10-3/8
9328FM	Digital, TTL	9-14/10	93411DMQB	Memories	10-3/8
9328FMQB	Digital, TTL	9-14/10	93411FM	Memories	10-3/8
9328PC	Digital, TTL	9-14/10	93411PC	Memories	10-3/8
933HM	Digital, DTL	9-36/28			
			93412DC	Memories	10-3/15
933HMQB	Digital, DTL	9-36/28	93412DM	Memories	10-3/15
933PC	Digital, DTL	9-36/28	93412FM	Memories	10-3/15
9334DC	Digital, TTL	9-8/17, 9-10/20	93412PC	Memories	10-3/15
			93415DC	Memories	10-3/19
9334DM	Digital, TTL	9-8/17, 9-10/20			
			93415DM	Memories	10-3/19
9334DMQB	Digital, TTL	9-8/17, 9-10/20	93415FM	Memories	10-3/19
			93415PC	Memories	10-3/19
9334FM	Digital, TTL	9-8/17, 9-10/20	93415ADC	Memories	10-3/21
			93415ADM	Memories	10-3/21
9334FMQB	Digital, TTL	9-8/17, 9-10/20			
			93415ADMQB	Memories	10-3/21
9334PC	Digital, TTL	9-8/17, 9-10/20	93415APC	Memories	10-3/21
			93417DC	Memories	10-7/5
9338DC	Digital, TTL	9-8/20, 9-14/13	93417DM	Memories	10-7/5
			93417DMQB	Memories	10-7/5
9338DM	Digital, TTL	9-8/20, 9-14/13			
			93417FM	Memories	10-7/5
9338DMQB	Digital, TTL	9-8/20, 9-14/13	93417PC	Memories	10-7/5
			93419DC	Memories	10-3/14
9338FM	Digital, TTL	9-8/20, 9-14/13	93419DM	Memories	10-3/14
			93419DMQB	Memories	10-3/14
9338FMQB	Digital, TTL	9-8/20, 9-14/13			
			93421ADC	Memories	10-3/13
9338PC	Digital, TTL	9-8/20, 9-14/13	93421APC	Memories	10-3/13
			93421DC	Memories	10-3/12
			93421DM	Memories	10-3/12
			93421DMQB	Memories	10-3/12

PRODUCT INDEX

Device No.	Family	Page/Item	Device No.	Family	Page/Item
93421FM	Memories	10-3/12	93441PC	Memories	10-7/10
93421PC	Memories	10-3/12	93442DC	Memories	10-7/12
93422DC	Memories	10-3/17	93442DM	Memories	10-7/12
93422DM	Memories	10-3/17	93442FM	Memories	10-7/12
93422FM	Memories	10-3/17	93442PC	Memories	10-7/12
93422PC	Memories	10-3/17	93446DC	Memories	10-7/8
93425ADC	Memories	10-4/3	93446DM	Memories	10-7/8
93425APC	Memories	10-4/3	93446DMQB	Memories	10-7/8
93425DC	Memories	10-4/1	93446FM	Memories	10-7/8
93425DM	Memories	10-4/1	93446PC	Memories	10-7/8
93425DMQB	Memories	10-4/1	93448DC	Memories	10-7/14
93425FM	Memories	10-4/1	93448DM	Memories	10-7/14
93425PC	Memories	10-4/1	93448DMQB	Memories	10-7/14
93427DC	Memories	10-7/6	93448FM	Memories	10-7/14
93427DM	Memories	10-7/6	93448PC	Memories	10-7/14
93427DMQB	Memories	10-7/6	93450DC	Memories	10-7/17
93427FM	Memories	10-7/6	93450DM	Memories	10-7/17
93427PC	Memories	10-7/6	93450FM	Memories	10-7/17
93431DC	Memories	10-7/9	93450PC	Memories	10-7/17
93431DM	Memories	10-7/9	93451DC	Memories	10-7/18
93431FM	Memories	10-7/9	93451DM	Memories	10-7/18
93431PC	Memories	10-7/9	93451FM	Memories	10-7/18
93432DC	Memories	10-7/11	93451PC	Memories	10-7/18
93432DM	Memories	10-7/11	93452DC	Memories	10-7/15
93432FM	Memories	10-7/11	93452DM	Memories	10-7/15
93432PC	Memories	10-7/11	93452DMQB	Memories	10-7/15
93436DC	Memories	10-7/7	93452PC	Memories	10-7/15
93436DM	Memories	10-7/7	93453DC	Memories	10-7/16
93436DMQB	Memories	10-7/7	93453DM	Memories	10-7/16
93436FM	Memories	10-7/7	93453DMQB	Memories	10-7/16
93436PC	Memories	10-7/7	93453PC	Memories	10-7/16
93438DC	Memories	10-7/13	93454DC	Memories	10-7/19
93438DM	Memories	10-7/13	93454DM	Memories	10-7/19
93438DMQB	Memories	10-7/13	93454FM	Memories	10-7/19
93438FM	Memories	10-7/13	93454PC	Memories	10-7/19
93438PC	Memories	10-7/13	93457DC	Memories	10-7/3
9344DC	Digital, TTL	9-21/1	93457DM	Memories	10-7/3
9344DM	Digital, TTL	9-21/1	93457FM	Memories	10-7/3
9344DMQB	Digital, TTL	9-21/1	93457PC	Memories	10-7/3
9344FM	Digital, TTL	9-21/1	93458DC	Memories	10-7/1
9344FMQB	Digital, TTL	9-21/1	93458DM	Memories	10-7/1
9344PC	Digital, TTL	9-21/1	93458PC	Memories	10-7/1
93441DC	Memories	10-7/10	93459DC	Memories	10-7/2
93441DM	Memories	10-7/10	93459DM	Memories	10-7/2
93441FM	Memories	10-7/10	93459PC	Memories	10-7/2

PRODUCT INDEX

Device No.	Family	Page/Item	Device No.	Family	Page/Item
93464DC	Memories	10-7/20	9370PC	Interface	8-8/10
93464DM	Memories	10-7/20		Digital, TTL	9-19/21
93464FM	Memories	10-7/20	9374DC	Interface	8-8/11
93464PC	Memories	10-7/20		Digital, TTL	9-19/22
93467DC	Memories	10-7/4	9374PC	Interface	8-8/11
				Digital, TTL	9-19/22
93467DM	Memories	10-7/4	9386(8242)DC	Digital, TTL	9-5/1,
93467FM	Memories	10-7/4			9-20/17
93467PC	Memories	10-7/4	9386(8242)DM	Digital, TTL	9-5/1,
93470DC	Memories	10-4/4			9-20/17
93470DM	Memories	10-4/4	9386(8242)DMQB	Digital, TTL	9-5/1,
					9-20/17
93471DC	Memories	10-4/5	9386(8242)FM	Digital, TTL	9-5/1,
93471DM	Memories	10-4/5			9-20/17
9348DC	Digital, TTL	9-21/5	9386(8242)FMQB	Digital, TTL	9-5/1,
9348DM	Digital, TTL	9-21/5			9-20/17
9348DMQB	Digital, TTL	9-21/5	9386(8242)PC	Digital, TTL	9-5/1,
					9-20/17
9348FM	Digital, TTL	9-21/5	93H00DC	Digital, TTL	9-12/2
9348FMQB	Digital, TTL	9-21/5	93H00DM	Digital, TTL	9-12/2
9348PC	Digital, TTL	9-21/5	93H00DMQB	Digital, TTL	9-12/2
93481ADC	Memories	10-4/7	93H00FM	Digital, TTL	9-12/2
93481ADM	Memories	10-4/7	93H00FMQB	Digital, TTL	9-12/2
			93H00PC	Digital, TTL	9-12/2
93481AFM	Memories	10-4/7	93H183DC	Digital, TTL	9-20/3
93481APC	Memories	10-4/7	93H183DM	Digital, TTL	9-20/3
93481DC	Memories	10-4/6	93H183DMQB	Digital, TTL	9-20/3
93481DM	Memories	10-4/6	93H183FM	Digital, TTL	9-20/3
93481FM	Memories	10-4/6	93H183FMQB	Digital, TTL	9-20/3
			93H183PC	Digital, TTL	9-20/3
93481PC	Memories	10-4/6	93H72DC	Digital, TTL	9-12/5
935DC	Digital, DTL	9-36/29	93H72DM	Digital, TTL	9-12/5
935DM	Digital, DTL	9-36/29	93H72DMQB	Digital, TTL	9-12/5
935FM	Digital, DTL	9-36/29	93H72FM	Digital, TTL	9-12/5
935PC	Digital, DTL	9-36/29	93H72FMQB	Digital, TTL	9-12/5
			93H72PC	Digital, TTL	9-12/5
936DC	Digital, DTL	9-36/30	93L00DC	Digital, TTL	9-12/3
936DM	Digital, DTL	9-36/30	93L00DM	Digital, TTL	9-12/3
936FM	Digital, DTL	9-36/30	93L00DMQB	Digital, TTL	9-12/3
936PC	Digital, DTL	9-36/30	93L00FM	Digital, TTL	9-12/3
9368DC	Interface	8-8/9	93L00FMQB	Digital, TTL	9-12/3
	Digital, TTL	9-19/20	93L00PC	Digital, TTL	9-12/3
9368DM	Interface	8-8/9	93L01DC	Digital, TTL	9-10/18,
	Digital, TTL	9-19/20			9-11/11
937DC	Digital, DTL	9-36/31			
937DM	Digital, DTL	9-36/31			
937DMQB	Digital, DTL	9-36/31			
937FM	Digital, DTL	9-36/31			
937FMQB	Digital, DTL	9-36/31			
937PC	Digital, DTL	9-36/31			
9370DC	Interface	8-8/10			
	Digital, TTL	9-19/21			

PRODUCT INDEX

Device No.	Family	Page/Item	Device No.	Family	Page/Item
93L01DM	Digital, TTL	9-10/18, 9-11/11	93L14FM	Digital, TTL	9-7/10, 9-7/14
93L01DMQB	Digital, TTL	9-10/18, 9-11/11	93L14FMQB	Digital, TTL	9-7/10, 9-7/14
93L01FM	Digital, TTL	9-10/18, 9-11/11	93L14PC	Digital, TTL	9-7/10, 9-7/14
93L01FMQB	Digital, TTL	9-10/18, 9-11/11	93L16DC	Digital, TTL	9-16/1
93L01PC	Digital, TTL	9-10/18, 9-11/11	93L16DM	Digital, TTL	9-16/1
93L08DC	Digital, TTL	9-8/8	93L16DMQB	Digital, TTL	9-16/1
93L08DM	Digital, TTL	9-8/8	93L16FM	Digital, TTL	9-16/1
93L08DMQB	Digital, TTL	9-8/8	93L16FMQB	Digital, TTL	9-16/1
93L08FM	Digital, TTL	9-8/8	93L16PC	Digital, TTL	9-16/1
93L08FMQB	Digital, TTL	9-8/8	93L18DC	Digital, TTL	9-20/25
93L08PC	Digital, TTL	9-8/8	93L18DM	Digital, TTL	9-20/25
93L09DC	Digital, TTL	9-9/15	93L18DMQB	Digital, TTL	9-20/25
93L09DM	Digital, TTL	9-9/15	93L18FM	Digital, TTL	9-20/25
93L09DMQB	Digital, TTL	9-9/15	93L18FMQB	Digital, TTL	9-20/25
93L09FM	Digital, TTL	9-9/15	93L18PC	Digital, TTL	9-20/25
93L09FMQB	Digital, TTL	9-9/15	93L21DC	Digital, TTL	9-10/10
93L09PC	Digital, TTL	9-9/15	93L21DM	Digital, TTL	9-10/10
93L10DC	Digital, TTL	9-15/23	93L21DMQB	Digital, TTL	9-10/10
93L10DM	Digital, TTL	9-15/23	93L21FM	Digital, TTL	9-10/10
93L10DMQB	Digital, TTL	9-15/23	93L21FMQB	Digital, TTL	9-10/10
93L10FM	Digital, TTL	9-15/23	93L21PC	Digital, TTL	9-10/10
93L10FMQB	Digital, TTL	9-15/23	93L22DC	Digital, TTL	9-9/2
93L10PC	Digital, TTL	9-15/23	93L22DM	Digital, TTL	9-9/2
93L11DC	Digital, TTL	9-11/20	93L22DMQB	Digital, TTL	9-9/2
93L11DM	Digital, TTL	9-11/20	93L22FM	Digital, TTL	9-9/2
93L11DMQB	Digital, TTL	9-11/20	93L22FMQB	Digital, TTL	9-9/2
93L11FM	Digital, TTL	9-11/20	93L22PC	Digital, TTL	9-9/2
93L11FMQB	Digital, TTL	9-11/20	93L24DC	Digital, TTL	9-20/21
93L11PC	Digital, TTL	9-11/20	93L24DM	Digital, TTL	9-20/21
93L12DC	Digital, TTL	9-9/24	93L24DMQB	Digital, TTL	9-20/21
93L12DM	Digital, TTL	9-9/24	93L24FM	Digital, TTL	9-20/21
93L12DMQB	Digital, TTL	9-9/24	93L24FMQB	Digital, TTL	9-20/21
93L12FM	Digital, TTL	9-9/24	93L24PC	Digital, TTL	9-20/21
93L12FMQB	Digital, TTL	9-9/24	93L28DC	Digital, TTL	9-14/11
93L12PC	Digital, TTL	9-9/24	93L28DM	Digital, TTL	9-14/11
93L14DC	Digital, TTL	9-7/10, 9-7/14	93L28DMQB	Digital, TTL	9-14/11
93L14DM	Digital, TTL	9-7/10, 9-7/14	93L28FM	Digital, TTL	9-14/11
93L14DMQB	Digital, TTL	9-7/10, 9-7/14	93L28FMQB	Digital, TTL	9-14/11
			93L28PC	Digital, TTL	9-14/11
			93L34DC	Digital, TTL	9-8/18, 9-11/1

PRODUCT INDEX

Device No.	Family	Page/Item	Device No.	Family	Page/Item
93L34DM	Digital, TTL	9-8/18, 9-11/1	93L422DM	Memories	10-3/18
93L34DMQB	Digital, TTL	9-8/18, 9-11/1	93L422FM	Memories	10-3/18
93L34FM	Digital, TTL	9-8/18, 9-11/1	93L422PC	Memories	10-3/18
93L34FMQB	Digital, TTL	9-8/18, 9-11/1	93L425DC	Memories	10-4/2
93L34PC	Digital, TTL	9-8/18, 9-11/1	93L425DM	Memories	10-4/2
93L38DC	Digital, TTL	9-8/21, 9-14/14	93L425DMQB	Memories	10-4/2
93L38DM	Digital, TTL	9-8/21, 9-14/14	93L425FM	Memories	10-4/2
93L38DMQB	Digital, TTL	9-8/21, 9-14/14	93L425PC	Memories	10-4/2
93L38FM	Digital, TTL	9-8/21, 9-14/14	93S00DC	Digital, TTL	9-12/4
93L38FMQB	Digital, TTL	9-8/21, 9-14/14	93S00DM	Digital, TTL	9-12/4
93L38PC	Digital, TTL	9-8/21, 9-14/14	93S00DMQB	Digital, TTL	9-12/4
93L41DC	Digital, TTL	9-20/11	93S00FM	Digital, TTL	9-12/4
93L41DM	Digital, TTL	9-20/11	93S00FMQB	Digital, TTL	9-12/4
93L41DMQB	Digital, TTL	9-20/11	93S00PC	Digital, TTL	9-12/4
93L41FM	Digital, TTL	9-20/11	93S05DC	Digital, TTL	9-15/21
93L41FMQB	Digital, TTL	9-20/11	93S05DM	Digital, TTL	9-15/21
93L41PC	Digital, TTL	9-20/11	93S05DMQB	Digital, TTL	9-15/21
93L412DC	Memories	10-3/16	93S05FM	Digital, TTL	9-15/21
93L412DM	Memories	10-3/16	93S05FMQB	Digital, TTL	9-15/21
93L412FM	Memories	10-3/16	93S05PC	Digital, TTL	9-15/21
93L412FC	Memories	10-3/16	93S10DC	Digital, TTL	9-15/24
93L415DC	Memories	10-3/20	93S10DM	Digital, TTL	9-15/24
93L415DM	Memories	10-3/20	93S10DMQB	Digital, TTL	9-15/24
93L415DMQB	Memories	10-3/20	93S10FM	Digital, TTL	9-15/24
93L415FM	Memories	10-3/20	93S10FMQB	Digital, TTL	9-15/24
93L415PC	Memories	10-3/20	93S10PC	Digital, TTL	9-15/24
93L420DC	Memories	10-3/10	93S12DC	Digital, TTL	9-9/25
93L420DM	Memories	10-3/10	93S12DM	Digital, TTL	9-9/25
93L420FM	Memories	10-3/10	93S12DMQB	Digital, TTL	9-9/25
93L420PC	Memories	10-3/10	93S12FM	Digital, TTL	9-9/25
93L421DC	Memories	10-3/11	93S12FMQB	Digital, TTL	9-9/25
93L421DM	Memories	10-3/11	93S12PC	Digital, TTL	9-9/25
93L421FM	Memories	10-3/11	93S137DC	Digital, TTL	9-11/9
93L421PC	Memories	10-3/11	93S137DM	Digital, TTL	9-11/9
93L422DC	Memories	10-3/18	93S137DMQB	Digital, TTL	9-11/9
			93S137FM	Digital, TTL	9-11/9
			93S137FMQB	Digital, TTL	9-11/9
			93S137PC	Digital, TTL	9-11/9
			93S16DC	Digital, TTL	9-16/2
			93S16DM	Digital, TTL	9-16/2
			93S16DMQB	Digital, TTL	9-16/2
			93S16FM	Digital, TTL	9-16/2
			93S16FMQB	Digital, TTL	9-16/2
			93S16PC	Digital, TTL	9-16/2
			93S41DC	Digital, TTL	9-20/13

PRODUCT INDEX

Device No.	Family	Page/Item
93S41DM	Digital, TTL	9-20/13
93S41DMQB	Digital, TTL	9-20/13
93S41FM	Digital, TTL	9-20/13
93S41FMQB	Digital, TTL	9-20/13
93S41PC	Digital, TTL	9-20/13
93S43DC	Digital, TTL	9-21/2
93S43DM	Digital, TTL	9-21/2
93S43DMQB	Digital, TTL	9-21/2
93S43FM	Digital, TTL	9-21/2
93S43FMQB	Digital, TTL	9-21/2
93S43PC	Digital, TTL	9-21/2
93S46DC	Digital, TTL	9-20/22
93S46DM	Digital, TTL	9-20/22
93S46DMQB	Digital, TTL	9-20/22
93S46FM	Digital, TTL	9-20/22
93S46FMQB	Digital, TTL	9-20/22
93S46PC	Digital, TTL	9-20/22
93S47DC	Digital, TTL	9-20/23
93S47DM	Digital, TTL	9-20/23
93S47DMQB	Digital, TTL	9-20/23
93S47FM	Digital, TTL	9-20/23
93S47FMQB	Digital, TTL	9-20/23
93S47PC	Digital, TTL	9-20/23
93S62DC	Digital, TTL	9-21/4
93S62DM	Digital, TTL	9-21/4
93S62DMQB	Digital, TTL	9-21/4
93S62FM	Digital, TTL	9-21/4
93S62FMQB	Digital, TTL	9-21/4
93S62PC	Digital, TTL	9-21/4
9401DC	Microcomputers	11-23/1
9401DM	Microcomputers	11-23/1
9401PC	Microcomputers	11-23/1
9403DC	Memories	10-9/16
	Microcomputers	11-23/2
9403DM	Memories	10-9/16
	Microcomputers	11-23/2
9403PC	Memories	10-9/16
	Microcomputers	11-23/2
9404DC	Microcomputers	11-23/4
9404DM	Microcomputers	11-23/4
9404PC	Microcomputers	11-23/4
9405ADC	Microcomputers	11-23/5
9405ADM	Microcomputers	11-23/5
9405APC	Microcomputers	11-23/5
9406DC	Memories	10-9/17
	Microcomputers	11-23/6

Device No.	Family	Page/Item
9406DM	Memories	10-9/17
	Microcomputers	11-23/6
9406PC	Memories	10-9/17
	Microcomputers	11-23/6
9407DC	Microcomputers	11-23/7
9407DM	Microcomputers	11-23/7
9407PC	Microcomputers	11-23/7
9408DC	Microcomputers	11-23/8
9408PC	Microcomputers	11-23/8
9408ADC	Microcomputers	11-23/9
9408APC	Microcomputers	11-23/9
941DC	Digital, DTL	9-36/32
941DM	Digital, DTL	9-36/32
941DMQB	Digital, DTL	9-36/32
941FM	Digital, DTL	9-36/32
941FMQB	Digital, DTL	9-36/32
9410DC	Memories	10-3/5
	Microcomputers	11-23/10
9410DM	Memories	10-3/5
	Microcomputers	11-23/10
9410PC	Memories	10-3/5,
	Microcomputers	11-23/10
9423DC	Microcomputers	11-23/3
9423PC	Microcomputers	11-23/3
944DC	Digital, DTL	9-36/33
944DM	Digital, DTL	9-36/33
944DMQB	Digital, DTL	9-36/33
944FM	Digital, DTL	9-36/33
944FMQB	Digital, DTL	9-36/33
944HC	Digital, DTL	9-36/33
944HM	Digital, DTL	9-36/33
944HMQB	Digital, DTL	9-36/33
944PC	Digital, DTL	9-36/33
9440DC	Microcomputers	11-24
945DC	Digital, DTL	9-36/34
945DM	Digital, DTL	9-36/34
945DMQB	Digital, DTL	9-36/34
945FM	Digital, DTL	9-36/34
945FMQB	Digital, DTL	9-36/34
945HC	Digital, DTL	9-36/34
945HM	Digital, DTL	9-36/34
945HMQB	Digital, DTL	9-36/34
945PC	Digital, DTL	9-36/34
946DC	Digital, DTL	9-36/35
946DM	Digital, DTL	9-36/35

PRODUCT INDEX

1

Device No.	Family	Page/Item
946DMQB	Digital, DTL	9-36/35
946FM	Digital, DTL	9-36/35
946FMQB	Digital, DTL	9-36/35
946HC	Digital, DTL	9-36/35
946HM	Digital, DTL	9-36/35
946HMQB	Digital, DTL	9-36/35
946PC	Digital, DTL	9-36/35
948DC	Digital, DTL	9-37/1
948DM	Digital, DTL	9-37/1
948DMQB	Digital, DTL	9-37/1
948FM	Digital, DTL	9-37/1
948FMQB	Digital, DTL	9-37/1
948HC	Digital, DTL	9-37/1
948HM	Digital, DTL	9-37/1
948HMQB	Digital, DTL	9-37/1
948PC	Digital, DTL	9-37/1
949DC	Digital, DTL	9-37/2
949DM	Digital, DTL	9-37/2
949DMQB	Digital, DTL	9-37/2
949FM	Digital, DTL	9-37/2
949FMQB	Digital, DTL	9-37/2
949HC	Digital, DTL	9-37/2
949HM	Digital, DTL	9-37/2
949HMQB	Digital, DTL	9-37/2
949PC	Digital, DTL	9-37/2
950DC	Digital, DTL	9-37/3
950DM	Digital, DTL	9-37/3
950DMQB	Digital, DTL	9-37/3
950FM	Digital, DTL	9-37/3
950FMQB	Digital, DTL	9-37/3
950HC	Digital, DTL	9-37/3
950PC	Digital, DTL	9-37/3
9500DC	Digital, ECL	9-26/2
9500DM	Digital, ECL	9-26/2
9500DMQB	Digital, ECL	9-26/2
95002DC	Digital, ECL	9-22/15
95002DM	Digital, ECL	9-22/15
95002DMQB	Digital, ECL	9-22/15
95003DC	Digital, ECL	9-22/23
95003DM	Digital, ECL	9-22/23
95003DMQB	Digital, ECL	9-22/23
95004DC	Digital, ECL	9-22/7
95004DM	Digital, ECL	9-22/7
95004DMQB	Digital, ECL	9-22/7
95010DC	Digital, ECL	9-26/13
95010DM	Digital, ECL	9-26/13

Device No.	Family	Page/Item
95010DMQB	Digital, ECL	9-26/13
95016DC	Digital, ECL	9-26/9
95016DM	Digital, ECL	9-26/9
95016DMQB	Digital, ECL	9-26/9
9502DC	Digital, ECL	9-22/11
9502DM	Digital, ECL	9-22/11
9502DMQB	Digital, ECL	9-22/11
95029DC	Digital, ECL	9-24/5
95029DM	Digital, ECL	9-24/5
95029DMQB	Digital, ECL	9-24/5
9503DC	Digital, ECL	9-22/19
9503DM	Digital, ECL	9-22/19
9503DMQB	Digital, ECL	9-22/19
9504DC	Digital, ECL	9-22/3
9504DM	Digital, ECL	9-22/3
9504DMQB	Digital, ECL	9-22/3
9505DC	Digital, ECL	9-23/5
9505DM	Digital, ECL	9-23/5
9505DMQB	Digital, ECL	9-23/5
9507DC	Digital, ECL	9-23/11
9507DM	Digital, ECL	9-23/11
9507DMQB	Digital, ECL	9-23/11
951DC	Digital, DTL	9-37/4
951DM	Digital, DTL	9-37/4
951DMQB	Digital, DTL	9-37/4
951FM	Digital, DTL	9-37/4
951FMQB	Digital, DTL	9-37/4
951HC	Digital, DTL	9-37/4
951HM	Digital, DTL	9-37/4
951HMQB	Digital, DTL	9-37/4
951PC	Digital, DTL	9-37/4
95101DC	Digital, ECL	9-22/29
95101DM	Digital, ECL	9-22/29
95101DMQB	Digital, ECL	9-22/29
95102DC	Digital, ECL	9-22/8
95102DM	Digital, ECL	9-22/8
95102DMQB	Digital, ECL	9-22/8
95103DC	Digital, TTL	9-21/11
95103DM	Digital, TTL	9-21/11
95103DMQB	Digital, TTL	9-21/11
95105DC	Digital, ECL	9-22/24
95105DM	Digital, ECL	9-22/24
95105DMQB	Digital, ECL	9-22/24
95106DC	Digital, ECL	9-22/1
95106DM	Digital, ECL	9-22/1

PRODUCT INDEX

Device No.	Family	Page/Item
95106DMQB	Digital, ECL	9-22/1
95107DC	Digital, ECL	9-22/27
95107DM	Digital, ECL	9-22/27
95107DMQB	Digital, ECL	9-22/27
95109DC	Digital, ECL	9-22/16
95109DM	Digital, ECL	9-22/16
95109DMQB	Digital, ECL	9-22/16
95110DC	Digital, TTL	9-21/8
95110DM	Digital, TTL	9-21/8
95110DMQB	Digital, TTL	9-21/8
95111DC	Digital, TTL	9-21/15
95111DM	Digital, TTL	9-21/15
95111DMQB	Digital, TTL	9-21/15
95115DC	Interface	8-6/6
95115DM	Interface	8-6/6
95115DMQB	Interface	8-6/6
95116DC	Interface	8-6/7
95116DM	Interface	8-6/7
95116DMQB	Interface	8-6/7
95124DC	Interface	8-13/15
95124DM	Interface	8-13/15
95124DMQB	Interface	8-13/15
95130DC	Digital, ECL	9-24/7
95130DM	Digital, ECL	9-24/7
95130DMQB	Digital, ECL	9-24/7
95231DC	Digital, ECL	9-23/15
95231DM	Digital, ECL	9-23/15
95231DMQB	Digital, ECL	9-23/15
9528DC	Digital, ECL	9-23/13
9528DM	Digital, ECL	9-23/13
9528DMQB	Digital, ECL	9-23/13
9534DC	Digital, ECL	9-24/10
9534DM	Digital, ECL	9-24/10
9534DMQB	Digital, ECL	9-24/10
9538DC	Digital, ECL	9-25/11
9538DM	Digital, ECL	9-25/11
9538DMQB	Digital, ECL	9-25/11
95400DC	Memories	10-4/9
95400DM	Memories	10-4/9
95400DMQB	Memories	10-4/9
9578DC	Digital, ECL	9-27/7
9578DM	Digital, ECL	9-27/7
9578DMQB	Digital, ECL	9-27/7
9579DC	Digital, ECL	9-25/4
9579DM	Digital, ECL	9-25/4

Device No.	Family	Page/Item
9579DMQB	Digital, ECL	9-25/4
958DC	Digital, RTL/CTL	9-36/21
958HC	Digital, RTL/CTL	9-36/21
9580DC	Digital, ECL	9-25/3
9580DM	Digital, ECL	9-25/3
9580DMQB	Digital, ECL	9-25/3
9581DC	Digital, ECL	9-25/7
9581DM	Digital, ECL	9-25/7
9581DMQB	Digital, ECL	9-25/7
9582DC	Interface	8-5/5
9582DM	Interface	8-5/5
9582DMQB	Interface	8-5/5
959DC	Digital, RTL/CTL	9-36/22
9595DC	Interface	8-13/2
9595DM	Interface	8-13/2
9595DMQB	Interface	8-13/2
95H00DC	Digital, ECL	9-26/1
95H00DM	Digital, ECL	9-26/1
95H00DMQB	Digital, ECL	9-26/1
95H02DC	Digital, ECL	9-22/12
95H02DM	Digital, ECL	9-22/12
95H02DMQB	Digital, ECL	9-22/12
95H03DC	Digital, ECL	9-22/20
95H03DM	Digital, ECL	9-22/20
95H03DMQB	Digital, ECL	9-22/20
95H04DC	Digital, ECL	9-22/4
95H04DM	Digital, ECL	9-22/4
95H04DMQB	Digital, ECL	9-22/4
95H16DC	Digital, ECL	9-26/8
95H16DM	Digital, ECL	9-26/8
95H16DMQB	Digital, ECL	9-26/8
95H22DC	Digital, ECL	9-22/13
95H22DM	Digital, ECL	9-22/13
95H22DMQB	Digital, ECL	9-22/13
95H23DC	Digital, ECL	9-22/21
95H23DM	Digital, ECL	9-22/21
95H23DMQB	Digital, ECL	9-22/21
95H24DC	Digital, ECL	9-22/5
95H24DM	Digital, ECL	9-22/5
95H24DMQB	Digital, ECL	9-22/5
95H28DC	Digital, ECL	9-23/14
95H28DM	Digital, ECL	9-23/14
95H28DMQB	Digital, ECL	9-23/14
95H29DC	Digital, ECL	9-24/4
95H29DM	Digital, ECL	9-24/4

PRODUCT INDEX

1

Device No.	Family	Page/Item
95H29DMQB	Digital, ECL	9-24/4
95H55DC	Digital, ECL	9-27/8
95H55DM	Digital, ECL	9-27/8
95H55DMQB	Digital, ECL	9-27/8
95H84DC	Digital, ECL	9-27/1
95H84DM	Digital, ECL	9-27/1
95H84DMQB	Digital, ECL	9-27/1
95H90DC	Digital, ECL	9-26/19
95H90DM	Digital, ECL	9-26/19
95H90DMQB	Digital, ECL	9-26/19
95H91DC	Digital, ECL	9-26/17
95H91DM	Digital, ECL	9-26/17
95H91DMQB	Digital, ECL	9-26/17
95L22DC	Digital, ECL	9-22/14
95L22DM	Digital, ECL	9-22/14
95L22DMQB	Digital, ECL	9-22/14
95L23DC	Digital, ECL	9-22/22
95L23DM	Digital, ECL	9-22/22
95L23DMQB	Digital, ECL	9-22/22
95L24DC	Digital, ECL	9-22/6
95L24DM	Digital, ECL	9-22/6
95L24DMQB	Digital, ECL	9-22/6
960DC	Digital, RTL/CTL	9-36/23
9600DC	Digital, TTL	9-17/5
9600DM	Digital, TTL	9-17/5
9600DMQB	Digital, TTL	9-17/5
9600FM	Digital, TTL	9-17/5
9600FMQB	Digital, TTL	9-17/5
9601DC	Digital, TTL	9-17/6
9601DM	Digital, TTL	9-17/6
9601DMQB	Digital, TTL	9-17/6
9601FM	Digital, TTL	9-17/6
9601FMQB	Digital, TTL	9-17/6
9601PC	Digital, TTL	9-17/6
9602DC	Digital, TTL	9-17/7
9602DM	Digital, TTL	9-17/7
9602DMQB	Digital, TTL	9-17/7
9602FM	Digital, TTL	9-17/7
9602FMQB	Digital, TTL	9-17/7
9602PC	Digital, TTL	9-17/7
9603DC	Digital, TTL	9-17/10
9603DM	Digital, TTL	9-17/10
9603DMQB	Digital, TTL	9-17/10
9603FM	Digital, TTL	9-17/10
9603FMQB	Digital, TTL	9-17/10

Device No.	Family	Page/Item
9603PC	Digital, TTL	9-17/10
961DC	Digital, DTL	9-37/5
961DM	Digital, DTL	9-37/5
961FM	Digital, DTL	9-37/5
961HC	Digital, DTL	9-37/5
961HM	Digital, DTL	9-37/5
961PC	Digital, DTL	9-37/5
96101DC	Interface	8-4/13
	Digital, TTL	9-3/12, 9-18/3
96101PC	Interface	8-4/13
	Digital, TTL	9-3/12, 9-18/3
96106DC	Interface	8-6/8
96106PC	Interface	8-6/8
9612ERC	Interface	8-3/10
9612ERM	Interface	8-3/10
9612ETC	Interface	8-3/10
9612RC	Interface	8-3/10
9612RM	Interface	8-3/10
9612TC	Interface	8-3/10
9613RC	Interface	8-5/6
9613RM	Interface	8-5/6
9613TC	Interface	8-5/6
9614DC	Interface	8-3/11
9614DM	Interface	8-3/11
9614DMQB	Interface	8-3/11
9614FM	Interface	8-3/11
9614FMQB	Interface	8-3/11
9614PC	Interface	8-3/11
9615DC	Interface	8-5/7
9615DM	Interface	8-5/7
9615DMQB	Interface	8-5/7
9615FM	Interface	8-5/7
9615FMQB	Interface	8-5/7
9615PC	Interface	8-5/7
9616DC	Interface	8-3/12
9616DM	Interface	8-3/12
9616DMQB	Interface	8-3/12
9616EDC	Interface	8-3/12
9616EPC	Interface	8-3/12
9616FM	Interface	8-3/12
9616FMQB	Interface	8-3/12
9616PC	Interface	8-3/12
9617DC	Interface	8-5/8

PRODUCT INDEX

Device No.	Family	Page/Item	Device No.	Family	Page/Item
962DC	Digital, DTL	9-37/6	963HC	Digital, DTL	9-37/7
962DM	Digital, DTL	9-37/6	963HM	Digital, DTL	9-37/7
962DMQB	Digital, DTL	9-37/6	963PC	Digital, DTL	9-37/7
962FM	Digital, DTL	9-37/6	9634DC	Interface	8-3/14
962FMQB	Digital, DTL	9-37/6	9634DM	Interface	8-3/14
962HC	Digital, DTL	9-37/6	9634FM	Interface	8-3/14
962HM	Digital, DTL	9-37/6	9634PC	Interface	8-3/14
962HMQB	Digital, DTL	9-37/6	9636RC	Interface	8-3/15
962PC	Digital, DTL	9-37/6	9636RM	Interface	8-3/15
9620DC	Interface	8-5/9	9636RMQB	Interface	8-3/15
9620DM	Interface	8-5/9	9636TC	Interface	8-3/15
9620DMQB	Interface	8-5/9	9637ARC	Interface	8-5/12
9620FM	Interface	8-5/9	9637ARM	Interface	8-5/12
9620FMQB	Interface	8-5/9	9637ARMQB	Interface	8-5/12
9621DC	Interface	8-3/13	9637ATC	Interface	8-5/12
9621DM	Interface	8-3/13	9638RC	Interface	8-3/16
9621DMQB	Interface	8-3/13	9638RM	Interface	8-3/16
9621FM	Interface	8-3/13	9638RMQB	Interface	8-3/16
9621FMQB	Interface	8-3/13	9638TC	Interface	8-3/16
9622DC	Interface	8-5/10	9640DC	Interface	8-6/12
9622DM	Interface	8-5/10	9640DM	Interface	8-6/12
9622DMQB	Interface	8-5/10	9640PC	Interface	8-6/12
9622FM	Interface	8-5/10	9641DC	Interface	8-6/13
9622FMQB	Interface	8-5/10	9641DM	Interface	8-6/13
9624DC	Interface	8-13/3	9641PC	Interface	8-6/13
9624DM	Interface	8-13/3	9642DC	Interface	8-6/14
9624DMQB	Interface	8-13/3	9642DM	Interface	8-6/14
9624FM	Interface	8-13/3	9642PC	Interface	8-6/14
9624FMQB	Interface	8-13/3	9643DC	Interface	8-12/1, 8-13/5
9624PC	Interface	8-13/3	9643PC	Interface	8-12/1, 8-13/5
9625DC	Interface	8-13/4	9643RC	Interface	8-12/1, 8-13/5
9625DM	Interface	8-13/4	9643TC	Interface	8-12/1, 8-13/5
9625DMQB	Interface	8-13/4	9644RC	Interface	8-12/2, 8-13/6
9625FM	Interface	8-13/4	9644TC	Interface	8-12/2, 8-13/6
9625FMQB	Interface	8-13/4	9645DC	Interface	8-12/3, 8-13/7
9625PC	Interface	8-13/4	9645PC	Interface	8-12/3, 8-13/7
9627DC	Interface	8-5/11			
9627DM	Interface	8-5/11			
9627DMQB	Interface	8-5/11			
9627FM	Interface	8-5/11			
9627FMQB	Interface	8-5/11			
9627PC	Interface	8-5/11			
963DC	Digital, DTL	9-37/7			
963DM	Digital, DTL	9-37/7			
963FM	Digital, DTL	9-37/7			

PRODUCT INDEX

Device No.	Family	Page/Item	Device No.	Family	Page/Item
9646DC	Interface	8-12/4, 8-13/8	9S41DM	Digital, TTL	9-4/13
9646PC	Interface	8-12/4, 8-13/8	9S41FM	Digital, TTL	9-4/13
9646TC	Interface	8-12/4, 8-13/8	9S41PC	Digital, TTL	9-4/13
9650DC	Interface	8-14/5	9S42DC	Digital, TTL	9-5/2
9650DM	Interface	8-14/5	9S42DM	Digital, TTL	9-5/2
9664ADC	Interface	8-8/12, 8-10/12	9S42FM	Digital, TTL	9-5/2
9664APC	Interface	8-8/12, 8-10/12	9S42PC	Digital, TTL	9-5/2
9664DC	Interface	8-8/12, 8-10/12	BA128	Diodes	2-5/23
9664PC	Interface	8-8/12, 8-10/12	BA129	Diodes	2-5/17
9665DC	Interface	8-8/13	BA130	Diodes	2-6/7
9665PC	Interface	8-8/13	BA164	Diodes	2-6/8
9666DC	Interface	8-8/14	BA216	Diodes	2-6/9
9666PC	Interface	8-8/14	BA217	Diodes	2-6/6
9667DC	Interface	8-8/15	BA218	Diodes	2-6/1
9667PC	Interface	8-8/15	BA219	Diodes	2-5/22
9668DC	Interface	8-8/16	BA243	Diodes	2-8/3
9668PC	Interface	8-8/16	BA244	Diodes	2-8/4
96L02DC	Digital, TTL	9-17/8, 9-17/13	BAX13	Diodes	2-3/30
96L02DM	Digital, TTL	9-17/8, 9-17/13	BAX16	Diodes	2-5/19
96L02FM	Digital, TTL	9-17/8, 9-17/13	BAY71	Diodes	2-3/9
96L02PC	Digital, TTL	9-17/8, 9-17/13	BAY72	Diodes	2-5/9
96S02DC	Digital, TTL	9-17/9	BAY73	Diodes	2-4/16
96S02DM	Digital, TTL	9-17/9	BAY74	Diodes	2-3/31
96S02FM	Digital, TTL	9-17/9	BAY82	Diodes	2-3/3
96S02PC	Digital, TTL	9-17/9	BC113	Transistors, Sm. Signal	3-21/2
974HC	Digital, RTL/CTL	9-36/24	BC114	Transistors, Sm. Signal	3-21/13
974HM	Digital, RTL/CTL	9-36/24	BC115	Transistors, Sm. Signal	3-21/20
989DC	Digital, RTL/CTL	9-36/25	BC116A	Transistors, Sm. Signal	3-17/28
989HC	Digital, RTL/CTL	9-36/25	BC119	Transistors, Sm. Signal	3-15/28
9S04ADC	Digital, TTL	9-3/1	BC126	Transistors, Sm. Signal	3-16/13
9S04ADM	Digital, TTL	9-3/1	BC140	Transistors, Sm. Signal	3-16/27
9S04APC	Digital, TTL	9-3/1	BC140-10	Transistors, Sm. Signal	3-16/30
9S05ADC	Digital, TTL	9-3/2	BC140-16	Transistors, Sm. Signal	3-17/2
9S05APC	Digital, TTL	9-3/2	BC140-25	Transistors, Sm. Signal	3-17/3
9S41DC	Digital, TTL	9-4/13	BC140-6	Transistors, Sm. Signal	3-16/28
			BC141	Transistors, Sm. Signal	3-19/3
			BC141-10	Transistors, Sm. Signal	3-19/6
			BC141-16	Transistors, Sm. Signal	3-19/8
			BC141-25	Transistors, Sm. Signal	3-19/10
			BC141-6	Transistors, Sm. Signal	3-19/1
			BC142	Transistors, Sm. Signal	3-19/24
			BC143	Transistors, Sm. Signal	3-19/18

PRODUCT INDEX

Device No.	Family	Page/Item
BC153	Transistors, Sm. Signal	3-21/30
BC154	Transistors, Sm. Signal	3-21/31
BC160	Transistors, Sm. Signal	3-16/27
BC160-10	Transistors, Sm. Signal	3-16/30
BC160-16	Transistors, Sm. Signal	3-17/2
BC160-25	Transistors, Sm. Signal	3-17/3
BC160-6	Transistors, Sm. Signal	3-16/28
BC161	Transistors, Sm. Signal	3-19/3
BC161-10	Transistors, Sm. Signal	3-19/6
BC161-16	Transistors, Sm. Signal	3-19/8
BC161-25	Transistors, Sm. Signal	3-19/10
BC161-6	Transistors, Sm. Signal	3-19/1
BC177	Transistors, Sm. Signal	3-22/10
BC177A	Transistors, Sm. Signal	3-22/12
BC177B	Transistors, Sm. Signal	3-22/13
BC177VI	Transistors, Sm. Signal	3-22/11
BC178	Transistors, Sm. Signal	3-21/9
BC178A	Transistors, Sm. Signal	3-21/11
BC178B	Transistors, Sm. Signal	3-21/12
BC178VI	Transistors, Sm. Signal	3-21/10
BC179	Transistors, Sm. Signal	3-21/6
BC179A	Transistors, Sm. Signal	3-21/7
BC179B	Transistors, Sm. Signal	3-21/8
BC204	Transistors, Sm. Signal	3-22/4
BC204A	Transistors, Sm. Signal	3-22/5
BC204B	Transistors, Sm. Signal	3-22/6
BC205	Transistors, Sm. Signal	3-21/3
BC205A	Transistors, Sm. Signal	3-21/4
BC205B	Transistors, Sm. Signal	3-20/16
BC205C	Transistors, Sm. Signal	3-21/5
BC207	Transistors, Sm. Signal	3-22/4
BC207A	Transistors, Sm. Signal	3-22/5
BC207B	Transistors, Sm. Signal	3-22/6
BC208	Transistors, Sm. Signal	3-20/14
BC208A	Transistors, Sm. Signal	3-20/15
BC208B	Transistors, Sm. Signal	3-20/16
BC208C	Transistors, Sm. Signal	3-20/17
BC209	Transistors, Sm. Signal	3-20/18
BC209B	Transistors, Sm. Signal	3-20/19
BC209C	Transistors, Sm. Signal	3-20/20
BC286	Transistors, Sm. Signal	3-19/25
BC287	Transistors, Sm. Signal	3-19/19
BC317	Transistors, Sm. Signal	3-22/7
BC317A	Transistors, Sm. Signal	3-22/8
BC317B	Transistors, Sm. Signal	3-22/9

Device No.	Family	Page/Item
BC318	Transistors, Sm. Signal	3-21/21
BC318A	Transistors, Sm. Signal	3-21/22
BC318B	Transistors, Sm. Signal	3-21/23
BC318C	Transistors, Sm. Signal	3-21/24
BC319	Transistors, Sm. Signal	3-20/21
BC319B	Transistors, Sm. Signal	3-20/22
BC319C	Transistors, Sm. Signal	3-20/23
BC320	Transistors, Sm. Signal	3-22/7
BC320A	Transistors, Sm. Signal	3-22/8
BC320B	Transistors, Sm. Signal	3-22/9
BC321	Transistors, Sm. Signal	3-21/21
BC321A	Transistors, Sm. Signal	3-21/22
BC321B	Transistors, Sm. Signal	3-21/23
BC321C	Transistors, Sm. Signal	3-21/27
BC322	Transistors, Sm. Signal	3-20/21
BC322B	Transistors, Sm. Signal	3-20/22
BC322C	Transistors, Sm. Signal	3-20/23
BC323	Transistors, Power	3-6/23
BC520	Transistors, Sm. Signal	3-23/10
BC520B	Transistors, Sm. Signal	3-23/11
BC520C	Transistors, Sm. Signal	3-23/12
BC521	Transistors, Sm. Signal	3-22/21
BC521C	Transistors, Sm. Signal	3-22/22
BC521D	Transistors, Sm. Signal	3-22/23
BC522	Transistors, Sm. Signal	3-20/24
BC522C	Transistors, Sm. Signal	3-20/25
BC522D	Transistors, Sm. Signal	3-20/26
BC522E	Transistors, Sm. Signal	3-21/1
BC523	Transistors, Sm. Signal	3-22/18
BC523B	Transistors, Sm. Signal	3-22/19
BC523C	Transistors, Sm. Signal	3-22/20
BC526	Transistors, Sm. Signal	3-22/28
BC526A	Transistors, Sm. Signal	3-22/29
BC527	Transistors, Sm. Signal	3-19/2
BC527-10	Transistors, Sm. Signal	3-19/5
BC527-16	Transistors, Sm. Signal	3-19/7
BC527-25	Transistors, Sm. Signal	3-19/11
BC527-6	Transistors, Sm. Signal	3-18/29
BC528	Transistors, Sm. Signal	3-19/30
BC528-10	Transistors, Sm. Signal	3-20/2
BC528-16	Transistors, Sm. Signal	3-20/4
BC528-25	Transistors, Sm. Signal	3-20/5
BC528-6	Transistors, Sm. Signal	3-19/29
BC530	Transistors, Sm. Signal	3-23/17
BC531	Transistors, Sm. Signal	3-23/23

PRODUCT INDEX

Device No.	Family	Page/Item	Device No.	Family	Page/Item
BC532	Transistors, Sm. Signal	3-23/20	BF257	Transistors, Power	3-3/1
BC533	Transistors, Sm. Signal	3-24/1		Transistors, Sm. Signal	3-23/27
BC537	Transistors, Sm. Signal	3-19/2	BF258	Transistors, Power	3-3/5
BC537-10	Transistors, Sm. Signal	3-19/5		Transistors, Sm. Signal	3-24/15
BC537-16	Transistors, Sm. Signal	3-19/7	BF259	Transistors, Power	3-3/8
				Transistors, Sm. Signal	3-24/21
BC537-25	Transistors, Sm. Signal	3-19/11	BF336	Transistors, Power	3-3/2
BC537-6	Transistors, Sm. Signal	3-18/29		Transistors, Sm. Signal	3-24/6
BC538	Transistors, Sm. Signal	3-19/30	BF337	Transistors, Power	3-3/3
BC538-10	Transistors, Sm. Signal	3-20/2		Transistors, Sm. Signal	3-24/8
BC538-16	Transistors, Sm. Signal	3-20/4	BF338	Transistors, Power	3-3/4
				Transistors, Sm. Signal	3-24/14
BC538-25	Transistors, Sm. Signal	3-20/5	BFX34	Transistors, Power	3-6/26
BC727	Transistors, Sm. Signal	3-16/16	BFX37	Transistors, Sm. Signal	3-23/3
BC727-10	Transistors, Sm. Signal	3-16/17	BFX39	Transistors, Sm. Signal	3-18/19
BC727-16	Transistors, Sm. Signal	3-16/18	BFX40	Transistors, Sm. Signal	3-19/27
BC727-6	Transistors, Sm. Signal	3-16/14			
BC728	Transistors, Sm. Signal	3-15/8	BFX41	Transistors, Sm. Signal	3-19/26
BC728-10	Transistors, Sm. Signal	3-15/10	BFY50	Transistors, Sm. Signal	3-16/21
BC728-16	Transistors, Sm. Signal	3-15/12	BFY51	Transistors, Sm. Signal	3-15/27
BC728-6	Transistors, Sm. Signal	3-15/9	BFY52	Transistors, Sm. Signal	3-14/21
BC737	Transistors, Sm. Signal	3-16/16	BFY56	Transistors, Sm. Signal	3-18/9
BC737-10	Transistors, Sm. Signal	3-16/17	BFY57	Transistors, Sm. Signal	3-23/19
BC737-16	Transistors, Sm. Signal	3-16/18	BFY64	Transistors, Sm. Signal	3-17/20
BC737-6	Transistors, Sm. Signal	3-16/14	BSX20	Transistors, Sm. Signal	3-13/28
BC738	Transistors, Sm. Signal	3-15/8	BSX26	Transistors, Sm. Signal	3-13/22
BC738-10	Transistors, Sm. Signal	3-15/10	BSX29	Transistors, Sm. Signal	3-13/14
BC738-16	Transistors, Sm. Signal	3-15/12	BSX32	Transistors, Sm. Signal	3-14/6
BC738-6	Transistors, Sm. Signal	3-15/9	BSX39	Transistors, Sm. Signal	3-13/32
BCY70	Transistors, Sm. Signal	3-17/17	BZX55C10	Diodes	2-11/28
BCY71	Transistors, Sm. Signal	3-18/2	BZX55C11	Diodes	2-12/5
BCY72	Transistors, Sm. Signal	3-15/17	BZX55C12	Diodes	2-12/13
BD115	Transistors, Sm. Signal	3-24/7	BZX55C13	Diodes	2-12/20
BD220	Transistors, Power	3-6/8	BZX55C15	Diodes	2-12/28
BD221	Transistors, Power	3-5/25	BZX55C16	Diodes	2-13/5
BD222	Transistors, Power	3-6/3	BZX55C18	Diodes	2-13/13
BD223	Transistors, Power	3-6/8	BZX55C2V4	Diodes	2-8/6
BD224	Transistors, Power	3-5/25	BZX55C2V7	Diodes	2-8/9
BD225	Transistors, Power	3-6/3	BZX55C20	Diodes	2-13/21
BF152	Transistors, Sm. Signal	3-24/25	BZX55C22	Diodes	2-13/28
BF159	Transistors, Sm. Signal	3-25/1	BZX55C24	Diodes	2-14/4
BF160	Transistors, Sm. Signal	3-24/24	BZX55C27	Diodes	2-14/12
BF162	Transistors, Sm. Signal	3-25/12	BZX55C3V0	Diodes	2-8/13
BF163	Transistors, Sm. Signal	3-25/2	BZX55C3V3	Diodes	2-8/17
BF167	Transistors, Sm. Signal	3-25/5	BZX55C3V6	Diodes	2-9/5
BF222	Transistors, Sm. Signal	3-25/7	BZX55C3V9	Diodes	2-9/12
			BZX55C30	Diodes	2-14/20

PRODUCT INDEX

Device No.	Family	Page/Item
BZX55C33	Diodes	2-14/27
BZX55C4V3	Diodes	2-9/19
BZX55C4V7	Diodes	2-9/26
BZX55C5V1	Diodes	2-10/2
BZX55C5V6	Diodes	2-10/9
BZX55C6V2	Diodes	2-10/17
BZX55C6V8	Diodes	2-10/25
BZX55C7V5	Diodes	2-11/3
BZX55C8V2	Diodes	2-11/11
BZX55C9V1	Diodes	2-11/20
BZX85C10	Diodes	2-12/2
BZX85C11	Diodes	2-12/9
BZX85C12	Diodes	2-12/17
BZX85C13	Diodes	2-12/24
BZX85C15	Diodes	2-13/2
BZX85C16	Diodes	2-13/9
BZX85C18	Diodes	2-13/17
BZX85C20	Diodes	2-13/25
BZX85C22	Diodes	2-14/1
BZX85C24	Diodes	2-14/8
BZX85C27	Diodes	2-14/16
BZX85C3V3	Diodes	2-9/2
BZX85C3V6	Diodes	2-9/9
BZX85C3V9	Diodes	2-9/16
BZX85C30	Diodes	2-14/24
BZX85C33	Diodes	2-14/31
BZX85C4V3	Diodes	2-9/23
BZX85C4V7	Diodes	2-9/30
BZX85C5V1	Diodes	2-10/6
BZX85C5V6	Diodes	2-10/13
BZX85C6V2	Diodes	2-10/21
BZX85C6V8	Diodes	2-10/29
BZX85C7V5	Diodes	2-11/7
BZX85C8V2	Diodes	2-11/15
BZX85C9V1	Diodes	2-11/24
BZY88C10	Diodes	2-11/29
BZY88C11	Diodes	2-12/6
BZY88C12	Diodes	2-12/14
BZY88C13	Diodes	2-12/21
BZY88C15	Diodes	2-12/29
BZY88C16	Diodes	2-13/6
BZY88C18	Diodes	2-13/14
BZY88C20	Diodes	2-13/22
BZY88C22	Diodes	2-13/29
BZY88C24	Diodes	2-14/5

Device No.	Family	Page/Item
BZY88C27	Diodes	2-14/13
BZY88C3V3	Diodes	2-8/18
BZY88C3V6	Diodes	2-9/6
BZY88C3V9	Diodes	2-9/13
BZY88C30	Diodes	2-14/21
BZY88C33	Diodes	2-14/28
BZY88C4V3	Diodes	2-9/20
BZY88C4V7	Diodes	2-9/27
BZY88C5V1	Diodes	2-10/3
BZY88C5V6	Diodes	2-10/10
BZY88C6V2	Diodes	2-10/18
BZY88C6V8	Diodes	2-10/26
BZY88C7V5	Diodes	2-11/4
BZY88C8V2	Diodes	2-11/12
BZY88C9V1	Diodes	2-11/21
CCD1100-00	Charge-Cpld. Devices	5-7
CCD110FB	Charge-Cpld. Devices	5-7
CCD110FC	Charge-Cpld. Devices	5-3
CCD1120-02	Charge-Cpld. Devices	5-8
CCD121HB	Charge-Cpld. Devices	5-7
CCD121HC	Charge-Cpld. Devices	5-3
CCD1300-00	Charge-Cpld. Devices	5-7
CCD131DB	Charge-Cpld. Devices	5-7
CCD131DC	Charge-Cpld. Devices	5-3
CCD1320-02	Charge-Cpld. Devices	5-8
CCD1400-00	Charge-Cpld. Devices	5-7
CCD1420-02	Charge-Cpld. Devices	5-8
CCD202ADC	Charge-Cpld. Devices	5-5
CCD202BDC	Charge-Cpld. Devices	5-5
CCD202CDC	Charge-Cpld. Devices	5-5
CCD202DB	Charge-Cpld. Devices	5-7
CCD211ADC	Charge-Cpld. Devices	5-5
CCD211BDC	Charge-Cpld. Devices	5-5
CCD211CDC	Charge-Cpld. Devices	5-5
CCD311DC	Charge-Cpld. Devices	5-6
CCD321A-1	Charge-Cpld. Devices	5-6
CCD321A-2	Charge-Cpld. Devices	5-6
CCD321A-3	Charge-Cpld. Devices	5-6
CCD321A-4	Charge-Cpld. Devices	5-6
CCD321VM	Charge-Cpld. Devices	5-7
D40D10F	Transistors, Power	3-4/4
D40D13F	Transistors, Power	3-4/5
D40D1F	Transistors, Power	3-3/22
D40D4F	Transistors, Power	3-3/26
D40D7F	Transistors, Power	3-4/3

PRODUCT INDEX

Device No.	Family	Page/Item
D40N1F	Transistors, Power	3-3/6
D40N2F	Transistors, Power	3-3/7
D40N3F	Transistors, Power	3-3/9
D40N4F	Transistors, Power	3-3/10
D41D10F	Transistors, Power	3-4/4
D41D13F	Transistors, Power	3-4/5
D41D1F	Transistors, Power	3-3/22
D41D4F	Transistors, Power	3-3/26
D41D7F	Transistors, Power	3-4/3
DAC-08ADM	Interface	8-14/1
DAC-08CDC	Interface	8-14/1
DAC-08CPC	Interface	8-14/1
DAC-08DM	Interface	8-14/1
DAC-08EDC	Interface	8-14/1
DAC-08EPC	Interface	8-14/1
DAC-08HDC	Interface	8-14/1
DAC-08HPC	Interface	8-14/1
DN2222A	Transistors, Sm. Signal	3-28/6
DN2369A	Transistors, Sm. Signal	3-28/11
DN2484	Transistors, Sm. Signal	3-28/1
DN2907	Transistors, Sm. Signal	3-28/7
DN3014	Transistors, Sm. Signal	3-28/13
DN3019	Transistors, Sm. Signal	3-28/8
DN3468	Transistors, Sm. Signal	3-28/15
DN3725	Transistors, Sm. Signal	3-28/14
DN3904	Transistors, Sm. Signal	3-28/4
DN3906	Transistors, Sm. Signal	3-28/5
DN3930	Transistors, Sm. Signal	3-28/10
DN3962	Transistors, Sm. Signal	3-28/2
DN4033	Transistors, Sm. Signal	3-28/9
DN4209	Transistors, Sm. Signal	3-28/12
DN918	Transistors, Sm. Signal	3-28/3
EN2484	Transistors, Sm. Signal	3-23/8
EN3962	Transistors, Sm. Signal	3-22/30
EN5172	Transistors, Sm. Signal	3-15/4
F16K3DC	Memories	10-6/6
F16K3PC	Memories	10-6/6
F16K4DC	Memories	10-6/7
F16K4PC	Memories	10-6/7
F16K5DC	Memories	10-6/8
F16K5PC	Memories	10-6/8
F2114DC	Memories	10-6/1
F2114PC	Memories	10-6/1
F2708DC	Memories	10-8/8
F2708DL	Memories	10-8/8

Device No.	Family	Page/Item
F2708DM	Memories	10-8/8
F27081DC	Memories	10-8/9
F27081DL	Memories	10-8/9
F3508DC	Memories	10-8/10
F3516EDC	Memories	10-8/11
F3843PC	Digital, MOS Microcomputers	9-35/7 11-22/14
F3850DC	Microcomputers	11-6, 11-7/1, 11-8
F3850DL	Microcomputers	11-6, 11-7/1, 11-8
F3850DM	Microcomputers	11-6, 11-7/1, 11-8
F3850PC	Microcomputers	11-6, 11-7/1, 11-8
F3850PL	Microcomputers	11-6, 11-7/1, 11-8
F3851ADC	Microcomputers	11-7/3
F3851ADL	Microcomputers	11-7/3
F3851ADM	Microcomputers	11-7/3
F3851APC	Microcomputers	11-7/3
F3851APL	Microcomputers	11-7/3
F3851DC	Microcomputers	11-6, 11-7/2, 11-8
F3851DL	Microcomputers	11-6, 11-7/2, 11-8
F3851DM	Microcomputers	11-6, 11-7/2, 11-8
F3851PC	Microcomputers	11-6, 11-7/2, 11-8
F3851PL	Microcomputers	11-6, 11-7/2, 11-8
F3852DC	Microcomputers	11-6, 11-7/4, 11-9

PRODUCT INDEX

Device No.	Family	Page/Item	Device No.	Family	Page/Item
F3852DL	Microcomputers	11-6, 11-7/4, 11-9	F3854PL	Microcomputers	11-6, 11-7/7, 11-10
F3852DM	Microcomputers	11-6, 11-7/4, 11-9	F3856ADC	Microcomputers	11-7/10
F3852PC	Microcomputers	11-6, 11-7/4, 11-9	F3856ADL	Microcomputers	11-7/10
F3852PL	Microcomputers	11-6, 11-7/4, 11-9	F3856ADM	Microcomputers	11-7/10
F3852/ SL31116	Microcomputers	11-7/5	F3856APC	Microcomputers	11-7/10
F3853DC	Microcomputers	11-6, 11-7/6, 11-9	F3856APL	Microcomputers	11-7/10
F3853DL	Microcomputers	11-6, 11-7/6, 11-9	F3856DC	Microcomputers	11-6, 11-7/8, 11-10
F3853DM	Microcomputers	11-6, 11-7/6, 11-9	F3856DL	Microcomputers	11-6, 11-7/8, 11-10
F3853PC	Microcomputers	11-6, 11-7/6, 11-9	F3856DM	Microcomputers	11-6, 11-7/8, 11-10
F3853PL	Microcomputers	11-6, 11-7/6, 11-9	F3856PC	Microcomputers	11-6, 11-7/8, 11-10
F3854DC	Microcomputers	11-6, 11-7/7, 11-10	F3856PL	Microcomputers	11-6, 11-7/8, 11-10
F3854DL	Microcomputers	11-6, 11-7/7, 11-10	F3857DC	Microcomputers	11-6, 11-7/11, 11-11
F3854DM	Microcomputers	11-6, 11-7/7, 11-10	F3857DL	Microcomputers	11-6, 11-7/11, 11-11
F3854PC	Microcomputers	11-6, 11-7/7, 11-10	F3857DM	Microcomputers	11-6, 11-7/11, 11-11
			F3857PC	Microcomputers	11-6, 11-7/11, 11-11
			F3857PL	Microcomputers	11-6, 11-7/11, 11-11
			F3861DC	Microcomputers	11-6, 11-11

PRODUCT INDEX

Device No.	Family	Page/Item	Device No.	Family	Page/Item
F3861DL	Microcomputers	11-6, 11-11	F3871DC	Microcomputers	11-6, 11-12
F3861DM	Microcomputers	11-6, 11-11	F3871DL	Microcomputers	11-6, 11-12
F3861PC	Microcomputers	11-6, 11-11	F3871DM	Microcomputers	11-6, 11-12
F3861PL	Microcomputers	11-6, 11-11	F3871PC	Microcomputers	11-6, 11-12
F3861ADC	Microcomputers	11-7/12	F3871PL	Microcomputers	11-6, 11-12
F3861ADL	Microcomputers	11-7/12	F3871EDC	Microcomputers	11-7/17
F3861ADM	Microcomputers	11-7/12	F3871EDL	Microcomputers	11-7/17
F3861APC	Microcomputers	11-7/12	F3871EDM	Microcomputers	11-7/17
F3861APL	Microcomputers	11-7/12	F3871EPC	Microcomputers	11-7/17
F3861BDC	Microcomputers	11-7/13	F3871EPL	Microcomputers	11-7/17
F3861BDL	Microcomputers	11-7/13	F3871FDC	Microcomputers	11-7/18
F3861BDM	Microcomputers	11-7/13	F3871FDL	Microcomputers	11-7/18
F3861BPC	Microcomputers	11-7/13	F3871FDM	Microcomputers	11-7/18
F3861BPL	Microcomputers	11-7/13	F3871FPC	Microcomputers	11-7/18
F3861CDC	Microcomputers	11-7/14	F3871FPL	Microcomputers	11-7/18
F3861CDL	Microcomputers	11-7/14	F3871GDC	Microcomputers	11-7/19
F3861CDM	Microcomputers	11-7/14	F3871GDL	Microcomputers	11-7/19
F3861CPC	Microcomputers	11-7/14	F3871GDM	Microcomputers	11-7/19
F3861CPL	Microcomputers	11-7/14	F3871GPC	Microcomputers	11-7/19
F3861DDC	Microcomputers	11-7/15	F3871GPL	Microcomputers	11-7/19
F3861DDL	Microcomputers	11-7/15	F3871HDC	Microcomputers	11-7/20
F3861DDM	Microcomputers	11-7/15	F3871HDL	Microcomputers	11-7/20
F3861DPC	Microcomputers	11-7/15	F3871HDM	Microcomputers	11-7/20
F3861DPL	Microcomputers	11-7/15	F3871HPC	Microcomputers	11-7/20
F3861EDC	Microcomputers	11-7/16	F3871HPL	Microcomputers	11-7/20
F3861EDL	Microcomputers	11-7/16	F3899DC	Microcomputers	11-6, 11-12
F3861EDM	Microcomputers	11-7/16	F3899DL	Microcomputers	11-6, 11-12
F3861EPC	Microcomputers	11-7/16	F3899DM	Microcomputers	11-6, 11-12
F3861EPL	Microcomputers	11-7/16	F3899PC	Microcomputers	11-6, 11-12
F3870DC	Microcomputers	11-3, 11-4	F3899PL	Microcomputers	11-6, 11-12
F3870DL	Microcomputers	11-3, 11-4	F38T56DC	Microcomputers	11-7/9
F3870DM	Microcomputers	11-3, 11-4	F38T56DL	Microcomputers	11-7/9
F3870PC	Microcomputers	11-3, 11-4	F38T56DM	Microcomputers	11-7/9
F3870PL	Microcomputers	11-3, 11-4			

PRODUCT INDEX

Device No.	Family	Page/Item
F38T56PC	Microcomputers	11-7/9
F38T56PL	Microcomputers	11-7/9
F464-2DC	Memories	10-9/11
F464-3DC	Memories	10-9/12
F464-4DC	Memories	10-9/13
F6800CL	Microcomputers	11-21/1
F6800CP	Microcomputers	11-21/1
F6800L	Microcomputers	11-21/1
F6800ML	Microcomputers	11-21/1
F6800P	Microcomputers	11-21/1
F6802CL	Microcomputers	11-21/5
F6802CP	Microcomputers	11-21/5
F6802L	Microcomputers	11-21/5
F6802ML	Microcomputers	11-21/5
F6802P	Microcomputers	11-21/5
F6809CL	Microcomputers	11-21/8
F6809CP	Microcomputers	11-21/8
F6809L	Microcomputers	11-21/8
F6809ML	Microcomputers	11-21/8
F6809P	Microcomputers	11-21/8
F6810CL	Microcomputers	11-21/9
F6810CP	Microcomputers	11-21/9
F6810L	Microcomputers	11-21/9
F6810ML	Microcomputers	11-21/9
F6810P	Microcomputers	11-21/9
F6820CL	Microcomputers	11-21/12
F6820CP	Microcomputers	11-21/12
F6820L	Microcomputers	11-21/12
F6820ML	Microcomputers	11-21/12
F6820P	Microcomputers	11-21/12
F6821CL	Microcomputers	11-21/12
F6821CP	Microcomputers	11-21/12
F6821L	Microcomputers	11-21/12
F6821ML	Microcomputers	11-21/12
F6821P	Microcomputers	11-21/12
F68308CL	Microcomputers	11-21/15
F68308CP	Microcomputers	11-21/15
F68308L	Microcomputers	11-21/15
F68308ML	Microcomputers	11-21/15
F68308P	Microcomputers	11-21/15
F68316CL	Microcomputers	11-21/18
F68316CP	Microcomputers	11-21/18
F68316L	Microcomputers	11-21/18
F68316ML	Microcomputers	11-21/18
F68316P	Microcomputers	11-21/18

Device No.	Family	Page/Item
F6840CL	Microcomputers	11-21/21
F6840CP	Microcomputers	11-21/21
F6840L	Microcomputers	11-21/21
F6840ML	Microcomputers	11-21/21
F6840P	Microcomputers	11-21/21
F6846CL	Microcomputers	11-21/27
F6846CP	Microcomputers	11-21/27
F6846L	Microcomputers	11-21/27
F6846ML	Microcomputers	11-21/27
F6846P	Microcomputers	11-21/27
F68488CP	Microcomputers	11-22/2
F68488CL	Microcomputers	11-22/2
F68488L	Microcomputers	11-22/2
F68488ML	Microcomputers	11-22/2
F68488P	Microcomputers	11-22/2
F6850CP	Microcomputers	11-22/3
F6850CL	Microcomputers	11-22/3
F6850L	Microcomputers	11-22/3
F6850ML	Microcomputers	11-22/3
F6850P	Microcomputers	11-22/3
F6852CP	Microcomputers	11-22/6
F6852CL	Microcomputers	11-22/6
F6852L	Microcomputers	11-22/6
F6852ML	Microcomputers	11-22/6
F6852P	Microcomputers	11-22/6
F6854CP	Microcomputers	11-22/9
F6854CL	Microcomputers	11-22/9
F6854L	Microcomputers	11-22/9
F6854ML	Microcomputers	11-22/9
F6854P	Microcomputers	11-22/9
F6860CP	Microcomputers	11-22/12
F6860CL	Microcomputers	11-22/12
F6860L	Microcomputers	11-22/12
F6860ML	Microcomputers	11-22/12
F6860P	Microcomputers	11-22/12
F6862CP	Microcomputers	11-22/13
F6862CL	Microcomputers	11-22/13
F6862L	Microcomputers	11-22/13
F6862ML	Microcomputers	11-22/13
F6862P	Microcomputers	11-22/13
F68A00CP	Microcomputers	11-21/2
F68A00CL	Microcomputers	11-21/2
F68A00L	Microcomputers	11-21/2
F68A00ML	Microcomputers	11-21/2
F68A00P	Microcomputers	11-21/2

PRODUCT INDEX

Device No.	Family	Page/Item	Device No.	Family	Page/Item
F68A02CP	Microcomputers	11-21/6	F68A54CP	Microcomputers	11-22/10
F68A02CL	Microcomputers	11-21/6	F68A54CL	Microcomputers	11-22/10
F68A02L	Microcomputers	11-21/6	F68A54L	Microcomputers	11-22/10
F68A02ML	Microcomputers	11-21/6	F68A54ML	Microcomputers	11-22/10
F68A02P	Microcomputers	11-21/6	F68A54P	Microcomputers	11-22/10
F68A10CP	Microcomputers	11-21/10	F68B00CP	Microcomputers	11-21/3
F68A10CL	Microcomputers	11-21/10	F68B00CL	Microcomputers	11-21/3
F68A10L	Microcomputers	11-21/10	F68B00L	Microcomputers	11-21/3
F68A10ML	Microcomputers	11-21/10	F68B00ML	Microcomputers	11-21/3
F68A10P	Microcomputers	11-21/10	F68B00P	Microcomputers	11-21/3
F68A21CP	Microcomputers	11-21/13	F68B02CP	Microcomputers	11-21/7
F68A21CL	Microcomputers	11-21/13	F68B02CL	Microcomputers	11-21/7
F68A21L	Microcomputers	11-21/13	F68B02L	Microcomputers	11-21/7
F68A21ML	Microcomputers	11-21/13	F68B02ML	Microcomputers	11-21/7
F68A21P	Microcomputers	11-21/13	F68B02P	Microcomputers	11-21/7
F68A308CP	Microcomputers	11-21/16	F68B10CP	Microcomputers	11-21/11
F68A308CL	Microcomputers	11-21/16	F68B10CL	Microcomputers	11-21/11
F68A308L	Microcomputers	11-21/16	F68B10L	Microcomputers	11-21/11
F68A308ML	Microcomputers	11-21/16	F68B10ML	Microcomputers	11-21/11
F68A308P	Microcomputers	11-21/16	F68B10P	Microcomputers	11-21/11
F68A316CP	Microcomputers	11-21/19	F68B21CP	Microcomputers	11-21/14
F68A316CL	Microcomputers	11-21/19	F68B21CL	Microcomputers	11-21/14
F68A316L	Microcomputers	11-21/19	F68B21L	Microcomputers	11-21/14
F68A316ML	Microcomputers	11-21/19	F68B21ML	Microcomputers	11-21/14
F68A316P	Microcomputers	11-21/19	F68B21P	Microcomputers	11-21/14
F68A40CP	Microcomputers	11-21/22	F68B308CP	Microcomputers	11-21/17
F68A40CL	Microcomputers	11-21/22	F68B308CL	Microcomputers	11-21/17
F68A40L	Microcomputers	11-21/22	F68B308L	Microcomputers	11-21/17
F68A40ML	Microcomputers	11-21/22	F68B308ML	Microcomputers	11-21/17
F68A40P	Microcomputers	11-21/22	F68B308P	Microcomputers	11-21/17
F68A46CP	Microcomputers	11-21/28	F68B316CP	Microcomputers	11-21/20
F68A46CL	Microcomputers	11-21/28	F68B316CL	Microcomputers	11-21/20
F68A46L	Microcomputers	11-21/28	F68B316L	Microcomputers	11-21/20
F68A46ML	Microcomputers	11-21/28	F68B316ML	Microcomputers	11-21/20
F68A46P	Microcomputers	11-21/28	F68B316P	Microcomputers	11-21/20
F68A50CP	Microcomputers	11-22/4	F68B40CP	Microcomputers	11-21/23
F68A50CL	Microcomputers	11-22/4	F68B40CL	Microcomputers	11-21/23
F68A50L	Microcomputers	11-22/4	F68B40L	Microcomputers	11-21/23
F68A50ML	Microcomputers	11-22/4	F68B40ML	Microcomputers	11-21/23
F68A50P	Microcomputers	11-22/4	F68B40P	Microcomputers	11-21/23
F68A52CP	Microcomputers	11-22/7	F68B46CP	Microcomputers	11-22/1
F68A52CL	Microcomputers	11-22/7	F68B46CL	Microcomputers	11-22/1
F68A52L	Microcomputers	11-22/7	F68B46L	Microcomputers	11-22/1
F68A52ML	Microcomputers	11-22/7	F68B46ML	Microcomputers	11-22/1
F68A52P	Microcomputers	11-22/7	F68B46P	Microcomputers	11-22/1

PRODUCT INDEX

Device No.	Family	Page/Item
F68B50CP	Microcomputers	11-22/5
F68B50CL	Microcomputers	11-22/5
F68B50L	Microcomputers	11-22/5
F68B50ML	Microcomputers	11-22/5
F68B50P	Microcomputers	11-22/5
F68B52CP	Microcomputers	11-22/8
F68B52CL	Microcomputers	11-22/8
F68B52L	Microcomputers	11-22/8
F68B52ML	Microcomputers	11-22/8
F68B52P	Microcomputers	11-22/8
F68B54CP	Microcomputers	11-22/11
F68B54CL	Microcomputers	11-22/11
F68B54L	Microcomputers	11-22/11
F68B54ML	Microcomputers	11-22/11
F68B54P	Microcomputers	11-22/11
FCD810	Optoelectronics	4-8/1
FCD810A	Optoelectronics	4-8/2
FCD810B	Optoelectronics	4-8/3
FCD810C	Optoelectronics	4-8/4
FCD810D	Optoelectronics	4-8/5
FCD820	Optoelectronics	4-8/6
FCD820A	Optoelectronics	4-8/7
FCD820B	Optoelectronics	4-8/8
FCD820C	Optoelectronics	4-8/9
FCD820D	Optoelectronics	4-8/10
FCD825	Optoelectronics	4-8/11
FCD825A	Optoelectronics	4-8/12
FCD825B	Optoelectronics	4-8/13
FCD825C	Optoelectronics	4-8/14
FCD825D	Optoelectronics	4-8/15
FCD830	Optoelectronics	4-8/16
FCD830A	Optoelectronics	4-8/17
FCD830B	Optoelectronics	4-8/18
FCD830C	Optoelectronics	4-8/19
FCD830D	Optoelectronics	4-10/1
FCD831	Optoelectronics	4-10/2
FCD831A	Optoelectronics	4-10/3
FCD831B	Optoelectronics	4-10/4
FCD831C	Optoelectronics	4-10/5
FCD831D	Optoelectronics	4-10/6
FCD836	Optoelectronics	4-10/7
FCD836C	Optoelectronics	4-10/8
FCD836D	Optoelectronics	4-10/9
FCD850	Optoelectronics	4-14/1
FCD850C	Optoelectronics	4-14/2

Device No.	Family	Page/Item
FCD850D	Optoelectronics	4-14/3
FCD855	Optoelectronics	4-14/4
FCD855C	Optoelectronics	4-14/5
FCD855D	Optoelectronics	4-14/6
FCD860	Optoelectronics	4-14/7
FCD860C	Optoelectronics	4-14/8
FCD860D	Optoelectronics	4-14/9
FCD865	Optoelectronics	4-14/10
FCD865C	Optoelectronics	4-14/11
FCD865D	Optoelectronics	4-14/12
FCM7001	Digital, MOS	9-35/9
FCM7002	Digital, MOS	9-35/10
FCM7003	Digital, MOS	9-35/11
FCM7004	Digital, MOS	9-35/12
FCM7010	Digital, MOS	9-35/13
FCM7015	Digital, MOS	9-35/14
FCM7030	Digital, MOS	9-35/15
FCM7040	Digital, MOS	9-35/16
FCS6400	Optoelectronics	4-7/1
FCS6401	Optoelectronics	4-7/2
FCS8000	Optoelectronics	4-7/3
FCS8024	Optoelectronics	4-7/4
FD700	Diodes	2-3/1
FD777	Diodes	2-3/4
FDC3070	Diodes	2-21/1
FDC3600	Diodes	2-21/3
FDC4376	Diodes	2-21/4
FDC485B	Diodes	2-21/2
FDH300	Diodes	2-4/10
FDH333	Diodes	2-4/12
FDH400	Diodes	2-5/2
FDH444	Diodes	2-5/7
FDH600	Diodes	2-3/26
FDH666	Diodes	2-4/1
FDH900	Diodes	2-3/32, 2-6/3
FDH999	Diodes	2-4/5, 2-6/4
FH1100	Diodes	2-7/22
FJT1100	Diodes	2-4/21
FLC3503-1	Optoelectronics	4-7/14
FLC3505-1	Optoelectronics	4-7/15
FLC3505-2	Optoelectronics	4-7/16
FLC3507-1	Optoelectronics	4-7/17
FLC5505-1	Optoelectronics	4-7/18

PRODUCT INDEX

Device No.	Family	Page/Item	Device No.	Family	Page/Item
FLC5505-3	Optoelectronics	4-7/19	FLV550	Optoelectronics	4-4/9
FLC6005-2	Optoelectronics	4-7/20	FLV551	Optoelectronics	4-4/10
FLC6005-3	Optoelectronics	4-7/21	FLV560	Optoelectronics	4-4/11
FLC8004-1	Optoelectronics	4-7/22	FLV561	Optoelectronics	4-4/12
FLC8006-1	Optoelectronics	4-7/23	FLX2121	Optoelectronics	4-20/4
FLS010	Optoelectronics	4-5/5	FMT1061	Transistors, Sm. Signal	3-26/6
FLS011	Optoelectronics	4-5/6	FMT1061A	Transistors, Sm. Signal	3-26/7
FLS012	Optoelectronics	4-5/7	FMT1090	Transistors, Sm. Signal	3-25/25
FLV104A	Optoelectronics	4-3/1	FMT1091	Transistors, Sm. Signal	3-25/26
FLV110	Optoelectronics	4-3/2	FMT1190	Transistors, Sm. Signal	3-25/27
FLV111	Optoelectronics	4-3/3	FMT2060	Transistors, Sm. Signal	3-25/28
FLV112	Optoelectronics	4-3/4	FMT2080	Transistors, Sm. Signal	3-25/29
FLV117	Optoelectronics	4-3/5	FMT2085	Transistors, Sm. Signal	3-25/30
FLV140	Optoelectronics	4-3/6	FMT2090	Transistors, Sm. Signal	3-26/1
FLV141	Optoelectronics	4-3/7	FNA3420	Optoelectronics	4-7/5
FLV150	Optoelectronics	4-3/8	FNA5420	Optoelectronics	4-7/6
FLV151	Optoelectronics	4-3/9	FNA5421	Optoelectronics	4-7/7
FLV152	Optoelectronics	4-3/10	FNA5427	Optoelectronics	4-7/8
FLV160	Optoelectronics	4-3/11	FNA5428	Optoelectronics	4-7/9
FLV161	Optoelectronics	4-3/12	FNA5520	Optoelectronics	4-7/10
FLV251	Optoelectronics	4-3/13	FNA5521	Optoelectronics	4-7/11
FLV252	Optoelectronics	4-3/14	FNA5527	Optoelectronics	4-7/12
FLV310	Optoelectronics	4-3/15	FNA5528	Optoelectronics	4-7/13
FLV311	Optoelectronics	4-3/16	FND350	Optoelectronics	4-5/9
FLV315	Optoelectronics	4-3/17	FND351	Optoelectronics	4-5/10
FLV340	Optoelectronics	4-3/18	FND357	Optoelectronics	4-5/11
FLV341	Optoelectronics	4-3/19	FND358	Optoelectronics	4-5/12
FLV350	Optoelectronics	4-3/20	FND360	Optoelectronics	4-5/13
FLV351	Optoelectronics	4-3/21	FND361	Optoelectronics	4-5/14
FLV355	Optoelectronics	4-3/22	FND367	Optoelectronics	4-5/15
FLV360	Optoelectronics	4-3/23	FND368	Optoelectronics	4-5/16
FLV361	Optoelectronics	4-3/24	FND500	Optoelectronics	4-5/17
FLV365	Optoelectronics	4-3/25	FND501	Optoelectronics	4-5/18
FLV410	Optoelectronics	4-3/26	FND507	Optoelectronics	4-5/19
FLV411	Optoelectronics	4-3/27	FND508	Optoelectronics	4-5/20
FLV440	Optoelectronics	4-3/28	FND530	Optoelectronics	4-6/1
FLV441	Optoelectronics	4-3/29	FND531	Optoelectronics	4-6/2
FLV450	Optoelectronics	4-4/1	FND537	Optoelectronics	4-6/3
FLV451	Optoelectronics	4-4/2	FND538	Optoelectronics	4-6/4
FLV460	Optoelectronics	4-4/3	FND540	Optoelectronics	4-6/5
FLV461	Optoelectronics	4-4/4	FND541	Optoelectronics	4-6/6
FLV510	Optoelectronics	4-4/5	FND547	Optoelectronics	4-6/7
FLV511	Optoelectronics	4-4/6	FND548	Optoelectronics	4-6/8
FLV540	Optoelectronics	4-4/7	FND550	Optoelectronics	4-6/9
FLV541	Optoelectronics	4-4/8	FND551	Optoelectronics	4-6/10

PRODUCT INDEX

Device No.	Family	Page/Item
FND557	Optoelectronics	4-6/11
FND558	Optoelectronics	4-6/12
FND560	Optoelectronics	4-6/13
FND561	Optoelectronics	4-6/14
FND567	Optoelectronics	4-6/15
FND568	Optoelectronics	4-6/16
FND6710	Optoelectronics	4-6/21
FND6740	Optoelectronics	4-6/23
FND800	Optoelectronics	4-6/17
FND807	Optoelectronics	4-6/18
FND847	Optoelectronics	4-6/19
FND850	Optoelectronics	4-6/20
FNX8009	Optoelectronics	4-20/6
FNX8019	Optoelectronics	4-20/5
FNX8039	Optoelectronics	4-20/7
FNX8041	Optoelectronics	4-20/8
FNX8209	Optoelectronics	4-20/9
FPA100	Optoelectronics	4-19/1
FPA101	Optoelectronics	4-19/2
FPA102	Optoelectronics	4-19/3
FPA103	Optoelectronics	4-20/1
FPA104	Optoelectronics	4-20/2
FPA105	Optoelectronics	4-20/3
FPA106	Optoelectronics	4-20/1
FPA107	Optoelectronics	4-20/2
FPA108	Optoelectronics	4-20/3
FPA700	Optoelectronics	4-19/4
FPA700A	Optoelectronics	4-19/5
FPA710	Optoelectronics	4-19/6
FPA710A	Optoelectronics	4-19/7
FPA720	Optoelectronics	4-19/8
FPA720A	Optoelectronics	4-19/9
FPE100	Optoelectronics	4-18/6
FPE104	Optoelectronics	4-18/7
FPE106	Optoelectronics	4-18/8
FPE500	Optoelectronics	4-18/9
FPE510	Optoelectronics	4-18/10
FPE520	Optoelectronics	4-18/11
FPE530	Optoelectronics	4-18/12
FPQ2222	Transistors, Sm. Signal	3-27/14
FPQ2907	Transistors, Sm. Signal	3-27/14
FPQ3467	Transistors, Sm. Signal	3-27/13
FPQ3468	Transistors, Sm. Signal	3-27/15
FPQ3724	Transistors, Sm. Signal	3-27/13
FPQ3725	Transistors, Sm. Signal	3-27/15

Device No.	Family	Page/Item
FPT100	Optoelectronics	4-16/1
FPT100A	Optoelectronics	4-16/2
FPT100B	Optoelectronics	4-16/3
FPT101	Optoelectronics	4-16/4
FPT102	Optoelectronics	4-16/5
FPT110	Optoelectronics	4-16/6
FPT110A	Optoelectronics	4-16/7
FPT110B	Optoelectronics	4-16/8
FPT120	Optoelectronics	4-16/9
FPT120A	Optoelectronics	4-16/10
FPT120B	Optoelectronics	4-16/11
FPT120C	Optoelectronics	4-16/12
FPT130	Optoelectronics	4-16/13
FPT130A	Optoelectronics	4-16/14
FPT130B	Optoelectronics	4-16/15
FPT131	Optoelectronics	4-16/16
FPT132	Optoelectronics	4-16/17
FPT136	Optoelectronics	4-16/18
FPT137	Optoelectronics	4-17/1
FPT220	Optoelectronics	4-17/2
FPT230	Optoelectronics	4-17/3
FPT320	Optoelectronics	4-17/4
FPT330	Optoelectronics	4-17/5
FPT400	Optoelectronics	4-17/6
FPT410	Optoelectronics	4-17/7
FPT500	Optoelectronics	4-17/8
FPT500A	Optoelectronics	4-17/9
FPT510	Optoelectronics	4-17/10
FPT510A	Optoelectronics	4-17/11
FPT520	Optoelectronics	4-17/12
FPT520A	Optoelectronics	4-17/13
FPT530	Optoelectronics	4-17/14
FPT530A	Optoelectronics	4-17/15
FPT540	Optoelectronics	4-17/16
FPT540A	Optoelectronics	4-17/17
FPT550	Optoelectronics	4-17/18
FPT550A	Optoelectronics	4-18/1
FPT560	Optoelectronics	4-18/2
FPT570	Optoelectronics	4-18/3
FPT610	Optoelectronics	4-18/4
FPT630	Optoelectronics	4-18/5
FPX1010	Optoelectronics	4-20/10
FPX1011	Optoelectronics	4-20/11
FSA1410M	Diodes	2-18/12
FSA1411M	Diodes	2-18/13

PRODUCT INDEX

Device No.	Family	Page/Item	Device No.	Family	Page/Item
FSA2002M	Diodes	2-18/14	FT317A	Transistors, Power	3-6/14
FSA2003M	Diodes	2-18/15	FT317B	Transistors, Power	3-6/16
FSA2500M	Diodes	2-18/16	FT359	Transistors, Power	3-9/14
FSA2501M	Diodes	2-18/17	FT401	Transistors, Power	3-5/8
FSA2501P	Diodes	2-18/18	FT402	Transistors, Power	3-5/22
FSA2502M	Diodes	2-18/19	FT410	Transistors, Power	3-7/22
FSA2503M	Diodes	2-19/1	FT411	Transistors, Power	3-7/23
FSA2503P	Diodes	2-19/2	FT413	Transistors, Power	3-7/24
FSA2504M	Diodes	2-19/3	FT417	Transistors, Power	3-6/12
FSA2508M	Diodes	2-19/4	FT417A	Transistors, Power	3-6/14
FSA2508P	Diodes	2-19/5	FT417B	Transistors, Power	3-6/16
FSA2509M	Diodes	2-19/6	FT423	Transistors, Power	3-7/25
FSA2509P	Diodes	2-19/7	FT427	Transistors, Power	3-3/20
FSA2510M	Diodes	2-19/8	FT428	Transistors, Power	3-4/26
FSA2510P	Diodes	2-19/9	FT430	Transistors, Power	3-9/9, 3-11/11
FSA2563M	Diodes	2-19/10	FT431	Transistors, Power	3-9/11, 3-11/12
FSA2563P	Diodes	2-19/11	FT47	Transistors, Power	3-4/17, 3-11/14
FSA2564M	Diodes	2-19/12	FT48	Transistors, Power	3-4/19, 3-11/5
FSA2564P	Diodes	2-19/13	FT49	Transistors, Power	3-4/23, 3-11/6
FSA2565M	Diodes	2-19/14	FT50	Transistors, Power	3-4/25, 3-11/7
FSA2565P	Diodes	2-19/15	FT527	Transistors, Power	3-3/21
FSA2566M	Diodes	2-19/16	FT528	Transistors, Power	3-4/27
FSA2566P	Diodes	2-19/17	FTD3439	Transistors, Power	3-4/24
FSA2619M	Diodes	2-19/18	FTD3440	Transistors, Power	3-4/15
FSA2619P	Diodes	2-19/19	FTD5320	Transistors, Power	3-5/3
FSA2620M	Diodes	2-19/20	FTD5321	Transistors, Power	3-4/28
FSA2620P	Diodes	2-19/21	FTD5322	Transistors, Power	3-5/3
FSA2621M	Diodes	2-19/22	FTD5323	Transistors, Power	3-4/28
FSA2702M	Diodes	2-19/23	FTD5415	Transistors, Power	3-4/14
FSA2703M	Diodes	2-19/24	FTD5416	Transistors, Power	3-4/21
FSA2704M	Diodes	2-19/25	FTR118	Transistors, Sm. Signal	3-25/4
FSA2705M	Diodes	2-19/26	FTR129	Transistors, Sm. Signal	3-25/19
FSA2719M	Diodes	2-19/27	FTR129A	Transistors, Sm. Signal	3-26/8
FSA2719P	Diodes	2-19/28	FTR158	Transistors, Sm. Signal	3-25/17
FSA2720M	Diodes	2-19/29	FTR168	Transistors, Sm. Signal	3-25/14
FSA2720P	Diodes	2-19/30	FVN2	Transistors, Power	3-12/9
FSA2721	Diodes	2-19/31	FVP1	Transistors, Power	3-12/10
FT160	Transistors, Power	3-9/10	FVP2	Transistors, Power	3-12/11
FT161	Transistors, Power	3-9/12	FWA6003	Digital, CMOS	9-34/14
FT162	Transistors, Power	3-9/13	FWA6004	Digital, CMOS	9-34/16
FT2955	Transistors, Power	3-9/26, 3-11/16			
FT3055	Transistors, Power	3-9/26, 3-11/16			
FT317	Transistors, Power	3-6/12			

PRODUCT INDEX

Device No.	Family	Page/Item
FWA6005	Digital, CMOS	9-34 / 15
FWA6103	Digital, CMOS	9-34 / 14
FWA6105	Digital, CMOS	9-34 / 15
FWX6107	Digital, CMOS	9-34 / 17
FWX6109	Digital, CMOS	9-34 / 18
FWX6111	Digital, CMOS	9-34 / 19
H11A1	Optoelectronics	4-12 / 3
H11A2	Optoelectronics	4-12 / 4
H11A3	Optoelectronics	4-12 / 5
H11A4	Optoelectronics	4-12 / 6
H11B1	Optoelectronics	4-14 / 18
H11B2	Optoelectronics	4-14 / 19
IL1	Optoelectronics	4-10 / 17
IL12	Optoelectronics	4-10 / 18
IL15	Optoelectronics	4-10 / 19
IL16	Optoelectronics	4-12 / 1
IL74	Optoelectronics	4-12 / 2
M40272DC	Memories	10-6 / 2
M40272DL	Memories	10-6 / 2
M40272PC	Memories	10-6 / 2
M40272PL	Memories	10-6 / 2
M40273DC	Memories	10-6 / 3
M40273DL	Memories	10-6 / 3
M40273PC	Memories	10-6 / 3
M40273PL	Memories	10-6 / 3
M40274DC	Memories	10-6 / 4
M40274DL	Memories	10-6 / 4
M40274PC	Memories	10-6 / 4
M40272PL	Memories	10-6 / 4
M40275DC	Memories	10-6 / 5
M40275DL	Memories	10-6 / 5
M40275PC	Memories	10-6 / 5
M40275PL	Memories	10-6 / 5
MAN71A	Optoelectronics	4-6 / 25
MAN72A	Optoelectronics	4-6 / 26
MAN73A	Optoelectronics	4-6 / 27
MAN74A	Optoelectronics	4-6 / 28
MCA230	Optoelectronics	4-14 / 22
MCA231	Optoelectronics	4-14 / 23
MCA255	Optoelectronics	4-14 / 24
MCT2	Optoelectronics	4-12 / 7
MCT26	Optoelectronics	4-12 / 9
MCT2E	Optoelectronics	4-12 / 8
MD2218A	Transistors, Sm. Signal	3-26 / 17
MD2219A	Transistors, Sm. Signal	3-26 / 18
MD2369A	Transistors, Sm. Signal	3-26 / 13

Device No.	Family	Page/Item
MD2369B	Transistors, Sm. Signal	3-26 / 14
MD918A	Transistors, Sm. Signal	3-26 / 15
MD918B	Transistors, Sm. Signal	3-26 / 16
MJ2500	Transistors, Power	3-8 / 22
MJ2501	Transistors, Power	3-9 / 4
MJ2955	Transistors, Power	3-9 / 23
MJ3000	Transistors, Power	3-8 / 22
MJ3001	Transistors, Power	3-9 / 4
MJ4502	Transistors, Power	3-10 / 25
MJ802	Transistors, Power	3-10 / 25
MJE3055F	Transistors, Power	3-8 / 17
MOC1000	Optoelectronics	4-12 / 17
MOC1001	Optoelectronics	4-12 / 18
MOC1002	Optoelectronics	4-12 / 19
MOC1003	Optoelectronics	4-12 / 20
MP52	Optoelectronics	4-5 / 8
MPS-U05F	Transistors, Power	3-4 / 30
MPS-U06F	Transistors, Power	3-5 / 4
MPS-U07F	Transistors, Power	3-5 / 7
MPS-U10F	Transistors, Power	3-3 / 19
MPS-U55F	Transistors, Power	3-4 / 30
MPS-U56F	Transistors, Power	3-5 / 4
MPS-U57F	Transistors, Power	3-5 / 7
MPS2924	Transistors, Sm. Signal	3-15 / 1
MPS2925	Transistors, Sm. Signal	3-14 / 24
MPS3392	Transistors, Sm. Signal	3-14 / 25
MPS3393	Transistors, Sm. Signal	3-15 / 3
MPS3638A	Transistors, Sm. Signal	3-15 / 21
MPS3646	Transistors, Sm. Signal	3-13 / 26
MPS3702	Transistors, Sm. Signal	3-15 / 19
MPS3703	Transistors, Sm. Signal	3-16 / 12
MPS3704	Transistors, Sm. Signal	3-15 / 26
MPS5172	Transistors, Sm. Signal	3-15 / 5
MPS5551M	Transistors, Sm. Signal	3-24 / 2
MPS6514	Transistors, Sm. Signal	3-14 / 26
MPS6515	Transistors, Sm. Signal	3-14 / 23
MPS6516	Transistors, Sm. Signal	3-17 / 16
MPS6519	Transistors, Sm. Signal	3-15 / 14
MPS6530	Transistors, Sm. Signal	3-16 / 29
MPS6531	Transistors, Sm. Signal	3-17 / 1
MPS6534M	Transistors, Sm. Signal	3-17 / 1
MPS6560	Transistors, Sm. Signal	3-15 / 13
MPS6561	Transistors, Sm. Signal	3-14 / 22
MPS6562	Transistors, Sm. Signal	3-15 / 22
MPS6563	Transistors, Sm. Signal	3-14 / 18

PRODUCT INDEX

Device No.	Family	Page/Item
MPSA06	Transistors, Sm. Signal	3-20/1
MPSA10	Transistors, Sm. Signal	3-16/22
MPSA12	Transistors, Sm. Signal	3-27/16
MPSA13	Transistors, Sm. Signal	3-27/17
MPSA14	Transistors, Sm. Signal	3-27/18
MPSA20	Transistors, Sm. Signal	3-16/23
MPSA42	Transistors, Sm. Signal	3-24/19
MPSA43	Transistors, Sm. Signal	3-24/10
MPSA55	Transistors, Sm. Signal	3-19/4
MPSA56	Transistors, Sm. Signal	3-20/1
MPSA70	Transistors, Sm. Signal	3-16/23
MPSA92	Transistors, Sm. Signal	3-24/22
MPSA93	Transistors, Sm. Signal	3-24/11
MPSL01	Transistors, Sm. Signal	3-23/15
MPSL51	Transistors, Sm. Signal	3-23/14
MV5050	Optoelectronics	4-4/13
MV5051	Optoelectronics	4-4/14
MV5052	Optoelectronics	4-4/15
MV5053	Optoelectronics	4-4/16
MV5054-1	Optoelectronics	4-4/17
MV5054-2	Optoelectronics	4-4/18
MV5054-3	Optoelectronics	4-4/19
MV5152	Optoelectronics	4-4/20
MV5153	Optoelectronics	4-4/21
MV5154	Optoelectronics	4-4/22
MV5252	Optoelectronics	4-4/23
MV5253	Optoelectronics	4-4/24
MV5254	Optoelectronics	4-4/25
MV5352	Optoelectronics	4-4/26
MV5353	Optoelectronics	4-4/27
MV5354	Optoelectronics	4-4/28
MV5752	Optoelectronics	4-4/29
MV5753	Optoelectronics	4-4/30
MV5754	Optoelectronics	4-5/1
PE5025	Transistors, Sm. Signal	3-25/3
PE5030B	Transistors, Sm. Signal	3-25/6
PE5031	Transistors, Sm. Signal	3-25/20
PE6020	Transistors, Sm. Signal	3-19/22
PE6021	Transistors, Sm. Signal	3-20/9
PE7058	Transistors, Sm. Signal	3-24/13
PE7059	Transistors, Sm. Signal	3-24/20
PE8050	Transistors, Sm. Signal	3-15/11
PE8051	Transistors, Sm. Signal	3-16/20
PE8550	Transistors, Sm. Signal	3-15/11
PE8551	Transistors, Sm. Signal	3-16/15

Device No.	Family	Page/Item
PN2219A	Transistors, Sm. Signal	3-17/12
PN2222A	Transistors, Sm. Signal	3-17/14
PN2369	Transistors, Sm. Signal	3-13/19
PN2484	Transistors, Sm. Signal	3-23/9
PN2905A	Transistors, Sm. Signal	3-19/15
PN2906	Transistors, Sm. Signal	3-17/25
PN2907A	Transistors, Sm. Signal	3-19/17
PN3251	Transistors, Sm. Signal	3-17/22
PN3563	Transistors, Sm. Signal	3-26/3
PN3565	Transistors, Sm. Signal	3-21/16
PN3567	Transistors, Sm. Signal	3-17/5
PN3568	Transistors, Sm. Signal	3-19/21
PN3640	Transistors, Sm. Signal	3-13/11
PN3642	Transistors, Sm. Signal	3-18/11
PN3643	Transistors, Sm. Signal	3-16/7
PN3644	Transistors, Sm. Signal	3-18/6
PN3645	Transistors, Sm. Signal	3-18/28
PN3690	Transistors, Sm. Signal	3-25/13
PN3693	Transistors, Sm. Signal	3-18/7
PN3694	Transistors, Sm. Signal	3-18/8
PN4248	Transistors, Sm. Signal	3-22/3
PN4249	Transistors, Sm. Signal	3-23/1
PN4250	Transistors, Sm. Signal	3-22/1
PN4258	Transistors, Sm. Signal	3-13/9
PN4355	Transistors, Sm. Signal	3-18/24
PN4888	Transistors, Sm. Signal	3-23/24
PN4889	Transistors, Sm. Signal	3-23/26
PN4916	Transistors, Sm. Signal	3-16/10
PN4917	Transistors, Sm. Signal	3-16/11
PN5138	Transistors, Sm. Signal	3-21/29
PN5139	Transistors, Sm. Signal	3-14/16
PN6076	Transistors, Sm. Signal	3-15/16
PN918	Transistors, Sm. Signal	3-25/11, 3-26/4
RF400	Diodes	2-8/1
RF401	Diodes	2-8/2
SE3002	Transistors, Sm. Signal	3-26/5
SE4001	Transistors, Sm. Signal	3-21/19
SE4002	Transistors, Sm. Signal	3-21/18
SE4010	Transistors, Sm. Signal	3-21/17
SE4020	Transistors, Sm. Signal	3-23/6
SE4021	Transistors, Sm. Signal	3-22/17
SE4023	Transistors, Sm. Signal	3-21/25
SE5020	Transistors, Sm. Signal	3-25/16
SE5035	Transistors, Sm. Signal	3-25/18

PRODUCT INDEX

Device No.	Family	Page/Item
SE6020	Transistors, Sm. Signal	3-19/23
SE6021	Transistors, Sm. Signal	3-20/10
SE7055	Transistors, Power	3-3/17
	Transistors, Sm. Signal	3-24/12
SE7056	Transistors, Power	3-3/18
	Transistors, Sm. Signal	3-24/23
SE9300	Transistors, Power	3-8/19
SE9301	Transistors, Power	3-9/2
SE9302	Transistors, Power	3-9/5
SE9303	Transistors, Power	3-8/20
SE9304	Transistors, Power	3-9/1
SE9305	Transistors, Power	3-9/6
SE9306	Transistors, Power	3-10/23
SE9307	Transistors, Power	3-10/24
SE9308	Transistors, Power	3-10/26
SE9331	Transistors, Power	3-4/18
SE9400	Transistors, Power	3-8/19
SE9401	Transistors, Power	3-9/2
SE9402	Transistors, Power	3-9/5
SE9403	Transistors, Power	3-8/20
SE9404	Transistors, Power	3-9/1
SE9405	Transistors, Power	3-9/6
SE9406	Transistors, Power	3-10/23
SE9407	Transistors, Power	3-10/24
SE9408	Transistors, Power	3-10/26
SH0002HC	Hybrids	6-4/14
	Linear	7-10/10
SH123KM	Hybrids	6-4/1
	Linear	7-6/11
SH1549	Hybrids	6-3/5
	Linear	7-16/17
SH1552	Hybrids	6-3/5
	Linear	7-16/17
SH2001HC	Hybrids	6-3/1
	Interface	8-10/7
SH2001HM	Hybrids	6-3/1
	Interface	8-10/7
SH2002HC	Hybrids	6-3/2
	Interface	8-10/8
SH2002HM	Hybrids	6-3/10
	Interface	8-10/8
SH2200HC	Hybrids	6-3/3
	Interface	8-10/9
SH2200HM	Hybrids	6-3/3
	Interface	8-10/9

Device No.	Family	Page/Item
SH2201HC	Hybrids	6-3/4
	Interface	8-10/10
SH2201HM	Hybrids	6-3/4
	Interface	8-10/10
SH223KV	Hybrids	6-4/2
	Linear	7-6/12
SH2714	Hybrids	6-4/12
	Linear	7-10/11
SH3002HC	Hybrids	6-3/6
	Interface	8-16/1
SH3002HM	Hybrids	6-3/6
	Interface	8-16/1
SH3003HC	Hybrids	6-3/7
	Interface	8-16/2
SH3003HM	Hybrids	6-3/7
	Interface	8-16/2
SH3011	Hybrids	6-3/5
	Interface	8-10/11
SH323KC	Hybrids	6-4/3
	Linear	7-6/13
SH4240A	Hybrids	6-6/1
SH4240B	Hybrids	6-6/1
SH4241A	Hybrids	6-6/2
SH4241B	Hybrids	6-6/2
SH4242A	Hybrids	6-6/3
SH4242B	Hybrids	6-6/3
SH4243A	Hybrids	6-6/4
SH4243B	Hybrids	6-6/4
SH4244C	Hybrids	6-6/5
SH4245C	Hybrids	6-6/6
TAA630S	Linear	7-14/16
TBA510	Linear	7-14/17
TBA520	Linear	7-14/18
TBA530	Linear	7-15/1
TBA540	Linear	7-15/2
TBA560C	Linear	7-15/3
TBA641A12	Linear	7-14/1
TBA641B11	Linear	7-14/2
TBA800	Linear	7-14/3
TBA800A	Linear	7-14/4
TBA810AS	Linear	7-14/6
TBA810DS	Linear	7-14/7
TBA810DAS	Linear	7-14/8
TBA810S	Linear	7-14/5
TBA820	Linear	7-14/9

PRODUCT INDEX

Device No.	Family	Page/Item	Device No.	Family	Page/Item
TBA820L	Linear	7-14/10	TIP31	Transistors, Power	3-5/9
TBA920	Linear	7-15/4	TIP31A	Transistors, Power	3-5/14
TBA920S	Linear	7-15/5	TIP31B	Transistors, Power	3-5/15
TBA970	Linear	7-15/6	TIP31C	Transistors, Power	3-5/19
TBA990	Linear	7-15/7	TIP32	Transistors, Power	3-5/9
TDA1190	Linear	7-15/8	TIP32A	Transistors, Power	3-5/14
TDA1190Z	Linear	7-15/9	TIP32B	Transistors, Power	3-5/15
TDA2002H	Linear	7-14/11	TIP32C	Transistors, Power	3-5/19
TDA2002V	Linear	7-14/11	TIP41	Transistors, Power	3-7/10
TDA2002AH	Linear	7-14/12	TIP41A	Transistors, Power	3-7/11
TDA2002AV	Linear	7-14/12	TIP41B	Transistors, Power	3-7/12
TDA2510	Linear	7-15/10	TIP41C	Transistors, Power	3-7/13
TDA2521	Linear	7-15/11	TIP42	Transistors, Power	3-7/10
TIL111	Optoelectronics	4-12/10	TIP42A	Transistors, Power	3-7/11
TIL112	Optoelectronics	4-12/11	TIP42B	Transistors, Power	3-7/12
TIL113	Optoelectronics	4-14/20	TIP42C	Transistors, Power	3-7/13
TIL114	Optoelectronics	4-12/12	TIP61	Transistors, Power	3-3/13
TIL115	Optoelectronics	4-12/13	TIP61A	Transistors, Power	3-3/14
TIL116	Optoelectronics	4-12/14	TIP61B	Transistors, Power	3-3/15
TIL117	Optoelectronics	4-12/15	TIP61C	Transistors, Power	3-3/16
TIL118	Optoelectronics	4-12/16	TIP62	Transistors, Power	3-3/13
TIL119	Optoelectronics	4-14/21	TIP62A	Transistors, Power	3-3/14
TIL209A	Optoelectronics	4-5/2	TIP62B	Transistors, Power	3-3/15
TIL211	Optoelectronics	4-5/3	TIP62C	Transistors, Power	3-3/16
TIL213	Optoelectronics	4-5/4	μA0801ADM	Interface	8-14/1
TIP110	Transistors, Power	3-5/1	μA0801CDC	Interface	8-14/1
TIP111	Transistors, Power	3-5/5	μA0801CPC	Interface	8-14/1
TIP112	Transistors, Power	3-5/6	μA0801DM	Interface	8-14/1
TIP115	Transistors, Power	3-5/1	μA0801FDC	Interface	8-14/1
TIP116	Transistors, Power	3-5/5	μA0801EPC	Interface	8-14/1
TIP117	Transistors, Power	3-5/6	μA0801HDC	Interface	8-14/1
TIP120	Transistors, Power	3-6/22	μA0801HPC	Interface	8-14/1
TIP121	Transistors, Power	3-7/1	μA0802ADC	Interface	8-14/2
TIP122	Transistors, Power	3-7/7	μA0802APC	Interface	8-14/2
TIP125	Transistors, Power	3-6/22	μA0802BDC	Interface	8-14/2
TIP126	Transistors, Power	3-7/1	μA0802BPC	Interface	8-14/2
TIP127	Transistors, Power	3-7/7	μA0802CDC	Interface	8-14/2
TIP29	Transistors, Power	3-3/23	μA0802CPC	Interface	8-14/2
TIP29A	Transistors, Power	3-3/27	μA0802HDC	Interface	8-14/2
TIP29B	Transistors, Power	3-4/6	μA0802HPC	Interface	8-14/2
TIP29C	Transistors, Power	3-4/10	μA104HM	Linear	7-7/12
TIP30	Transistors, Power	3-3/23	μA104HMQB	Linear	7-7/12
TIP30A	Transistors, Power	3-3/27	μA105HM	Linear	7-7/1
TIP30B	Transistors, Power	3-4/6	μA105HMQB	Linear	7-7/1
TIP30C	Transistors, Power	3-4/10			

PRODUCT INDEX

Device No.	Family	Page/Item
μ A 109KM	Linear	7-5/4
μ A 111DMQB	Linear	7-12/1
μ A 111HM	Linear	7-12/1
μ A 111HMQB	Linear	7-12/1
μ A 1310PC	Linear	7-16/9
μ A 139DM	Linear	7-12/4
μ A 139DMQB	Linear	7-12/4
μ A 139ADM	Linear	7-12/5
μ A 1391TC	Linear	7-15/18
μ A 1394TC	Linear	7-15/19
μ A 1458CHC	Linear	7-10/5
μ A 1458CTC	Linear	7-10/5
μ A 1458HC	Linear	7-10/5
μ A 1458HCQR	Linear	7-10/5
μ A 1458TC	Linear	7-10/5
μ A 1458TCQB	Linear	7-10/5
μ A 1488DC	Interface	8-3/1
μ A 1488PC	Interface	8-3/1
μ A 1489DC	Interface	8-5/1
μ A 1489PC	Interface	8-5/1
μ A 1489ADC	Interface	8-5/2
μ A 1489APC	Interface	8-5/2
μ A 209KM	Linear	7-5/5
μ A 211DMQB	Linear	7-12/2
μ A 211HM	Linear	7-12/2
μ A 211HMQB	Linear	7-12/2
μ A 2136PC	Linear	7-16/10
μ A 2240DC	Interface	8-16/12
μ A 2240PC	Interface	8-16/12
μ A 239DC	Linear	7-12/6
μ A 239PC	Linear	7-12/6
μ A 239ADC	Linear	7-12/7
μ A 239APC	Linear	7-12/7
μ A 2901PC	Linear	7-12/15
μ A 3018HM	Interface	8-17/2
μ A 3018HMQB	Interface	8-17/2
μ A 3018AHM	Interface	8-17/3
μ A 3019HM	Interface	8-17/4
μ A 301ADC	Linear	7-8/1
μ A 301AHC	Linear	7-8/1
μ A 301AHCQR	Linear	7-8/1
μ A 301ATC	Linear	7-8/1
μ A 301ATCQR	Linear	7-8/1
μ A 302HC	Linear	7-8/2
μ A 3026HM	Interface	8-17/5

Device No.	Family	Page/Item
μ A 3036HM	Interface	8-17/6
μ A 3039HM	Interface	8-17/7
μ A 304HC	Linear	7-7/13
μ A 3045DM	Interface	8-17/8
μ A 3045DMQB	Interface	8-17/8
μ A 3046DC	Interface	8-17/9
μ A 3046PC	Interface	8-17/9
μ A 305HC	Linear	7-7/2
μ A 3054DC	Interface	8-17/10
μ A 305AHC	Linear	7-7/4
μ A 3064HC	Linear	7-15/20
μ A 3064PC	Linear	7-15/20
μ A 3065PC	Linear	7-15/21
μ A 307HC	Linear	7-8/3
μ A 307TC	Linear	7-8/3
μ A 3075PC	Linear	7-16/11
μ A 308AHC	Linear	7-8/5
μ A 308ATC	Linear	7-8/5
μ A 308HC	Linear	7-8/4
μ A 308TC	Linear	7-8/4
μ A 3086DC	Interface	8-17/11
μ A 3089PC	Linear	7-16/12
μ A 309KC	Linear	7-5/3
μ A 310HC	Linear	7-8/6
μ A 311HC	Linear	7-12/3
μ A 311TC	Linear	7-12/3
μ A 318HC	Linear	7-8/7
μ A 324DC	Linear	7-8/8
μ A 324PC	Linear	7-8/8
μ A 339DC	Linear	7-12/8
μ A 339PC	Linear	7-12/8
μ A 339ADC	Linear	7-12/9
μ A 3401PC	Linear	7-10/6
μ A 3403DC	Linear	7-10/7
μ A 3403PC	Linear	7-10/7
μ A 348DC	Linear	7-8/9
μ A 348PC	Linear	7-8/9
μ A 376TC	Linear	7-7/3
μ A 4136DC	Linear	7-10/8
μ A 4136DM	Linear	7-10/8
μ A 4136PC	Linear	7-10/8
μ A 4151HC	Interface	8-14/3
μ A 4151RC	Interface	8-14/3
μ A 4151TC	Interface	8-14/3
μ A 4558HC	Linear	7-10/9

PRODUCT INDEX

Device No.	Family	Page/Item	Device No.	Family	Page/Item
μ A4558HM	Linear	7-10/9	μ A723DC	Linear	7-7/6
μ A4558TC	Linear	7-10/9	μ A723DCQR	Linear	7-7/6
μ A4558TV	Linear	7-10/9	μ A723HC	Linear	7-7/6
μ A555HC	Interface	8-16/10	μ A723HCQR	Linear	7-7/6
μ A555TC	Interface	8-16/10	μ A723PC	Linear	7-7/6
μ A555TCQR	Interface	8-16/10	μ A723PCQR	Linear	7-7/6
μ A556PC	Interface	8-16/11	μ A725HC	Linear	7-8/18
μ A702DC	Linear	7-8/12	μ A725EHC	Linear	7-8/19
μ A702HC	Linear	7-8/12	μ A726HC	Interface	8-17/1
μ A703HC	Linear	7-16/1	μ A726HM	Interface	8-17/1
μ A703HM	Linear	7-16/1	μ A726HMQB	Interface	8-17/1
μ A706APC	Linear	7-14/13	μ A727HC	Linear	7-8/20
μ A706BPC	Linear	7-14/14	μ A7300PC	Linear	7-16/15
μ A709DC	Linear	7-8/13	μ A7302DC	Linear	7-12/16
μ A709HC	Linear	7-8/13	μ A7302PC	Linear	7-12/16
μ A709PC	Linear	7-8/13	μ A730HC	Linear	7-8/21
μ A710DC	Linear	7-12/10	μ A732PC	Linear	7-16/4
μ A710DM	Linear	7-12/10	μ A733DC	Interface	8-15/5
μ A710FM	Linear	7-12/10	μ A733DM	Interface	8-15/5
μ A710HC	Linear	7-12/10	μ A733DMQB	Interface	8-15/5
μ A710HM	Linear	7-12/10	μ A733FM	Interface	8-15/5
μ A710PC	Linear	7-12/10	μ A733FMQB	Interface	8-15/5
μ A711DC	Linear	7-12/11	μ A733HC	Interface	8-15/5
μ A711DM	Linear	7-12/11	μ A733HM	Interface	8-15/5
μ A711DMQB	Linear	7-12/11	μ A733HMQB	Interface	8-15/5
μ A711FM	Linear	7-12/11	μ A733PC	Interface	8-15/5
μ A711FMQB	Linear	7-12/11	μ A734DC	Linear	7-12/12
μ A711HC	Linear	7-12/11	μ A734DM	Linear	7-12/12
μ A711HM	Linear	7-12/11	μ A734HC	Linear	7-12/12
μ A711HMQB	Linear	7-12/11	μ A734HM	Linear	7-12/12
μ A711PC	Linear	7-12/11	μ A739DC	Linear	7-16/13
μ A714HC	Linear	7-8/14		Interface	8-15/6
μ A714EHC	Linear	7-8/15	μ A739PC	Linear	7-16/13
μ A714LHC	Linear	7-8/16		Interface	8-15/6
μ A7151DC	Interface	8-14/4	μ A7390TC	Linear	7-16/19
μ A7151PC	Interface	8-14/4	μ A7391PC	Linear	7-16/20
μ A715DC	Linear	7-8/17	μ A7392DC	Linear	7-16/21
μ A715HC	Linear	7-8/17	μ A7392DM	Linear	7-16/21
μ A720DC	Linear	7-16/2	μ A7392PC	Linear	7-16/21
μ A720PC	Linear	7-16/2	μ A740EHC	Linear	7-8/22
μ A721PC	Linear	7-16/3	μ A741DC	Linear	7-8/23
μ A723DM	Linear	7-7/5	μ A741HC	Linear	7-8/23
μ A723DMQB	Linear	7-7/5	μ A741PC	Linear	7-8/23
μ A723HM	Linear	7-7/5	μ A741RC	Linear	7-8/23
μ A723HMQB	Linear	7-7/5	μ A741EDC	Linear	7-8/24

PRODUCT INDEX

Device No.	Family	Page/Item
μA741EHC	Linear	7-8/24
μA741ERC	Linear	7-8/24
μA741ETC	Linear	7-8/24
μA742DC	Linear	7-16/18
μA746HC	Linear	7-15/12
μA746PC	Linear	7-15/12
μA747DC	Linear	7-8/25
μA747HC	Linear	7-8/25
μA747PC	Linear	7-8/25
μA747PCQR	Linear	7-8/25
μA747EDC	Linear	7-8/26
μA747EHC	Linear	7-8/26
μA748DC	Linear	7-8/27
μA748HC	Linear	7-8/27
μA748RC	Linear	7-8/27
μA748TC	Linear	7-8/27
μA749DC	Linear	7-16/14
μA749DHC	Linear	7-16/14
μA749DM	Linear	7-16/14
μA749PC	Linear	7-16/14
μA753TC	Linear	7-16/5
μA757DC	Linear	7-16/6
μA757DM	Linear	7-16/6
μA758PC	Linear	7-16/7
μA760DC	Linear	7-12/13
μA760DM	Linear	7-12/13
μA760DMQB	Linear	7-12/13
μA760HC	Linear	7-12/13
μA760HM	Linear	7-12/13
μA760HMQB	Linear	7-12/13
μA767PC	Linear	7-16/8
μA775DC	Linear	7-12/14
μA775PC	Linear	7-12/14
μA776DC	Linear	7-10/1, 7-8/28
μA776HC	Linear	7-10/1, 7-8/28
μA776TC	Linear	7-10/1, 7-8/28
μA777DC	Linear	7-10/2
μA777HC	Linear	7-10/2
μA777TC	Linear	7-10/2
μA780PC	Linear	7-15/13
μA7805KM	Linear	7-5/1
μA7805KC	Linear	7-5/2

Device No.	Family	Page/Item
μA7805UC	Linear	7-5/2
μA7805UCQR	Linear	7-5/2
μA7806KM	Linear	7-5/6
μA7806KC	Linear	7-5/7
μA7806UC	Linear	7-5/7
μA7808KM	Linear	7-5/8
μA7808KC	Linear	7-5/9
μA7808UC	Linear	7-5/9
μA781PC	Linear	7-15/14
μA7812KM	Linear	7-5/12
μA7812KC	Linear	7-5/13
μA7812UC	Linear	7-5/13
μA7812UCQR	Linear	7-5/13
μA7815KM	Linear	7-5/14
μA7815KC	Linear	7-5/15
μA7815UC	Linear	7-5/15
μA7815UCQR	Linear	7-5/15
μA7818KM	Linear	7-5/16
μA7818KC	Linear	7-5/17
μA7818UC	Linear	7-5/17
μA7824KM	Linear	7-5/18
μA7824KC	Linear	7-5/19
μA7824UC	Linear	7-5/19
μA783P3C	Linear	7-14/15
μA783P4C	Linear	7-14/15
μA787PC	Linear	7-15/15
μA788PC	Linear	7-15/16
μA7885KM	Linear	7-5/10
μA7885KC	Linear	7-5/11
μA7885UC	Linear	7-5/11
μA78C05U1C	Linear	7-3/12
μA78C06U1C	Linear	7-3/15
μA78C08U1C	Linear	7-3/18
μA78C10U1C	Linear	7-3/19
μA78C12U1C	Linear	7-3/22
μA78C15U1C	Linear	7-4/1
μA78C17U1C	Linear	7-4/2
μA78C18U1C	Linear	7-4/3
μA78C20U1C	Linear	7-4/6
μA78C22U1C	Linear	7-4/7
μA78C24U1C	Linear	7-4/10
μA78CBKC	Linear	7-6/10
μA78CBUC	Linear	7-6/10
μA78GKC	Linear	7-7/9
μA78GKM	Linear	7-7/10

PRODUCT INDEX

Device No.	Family	Page/Item	Device No.	Family	Page/Item
μ A78GU1C	Linear	7-7/10	μ A78M20HM	Linear	7-4/4
μ A78H05KC	Hybrids	6-4/4	μ A78M20HC	Linear	7-4/5
	Linear	7-6/14	μ A78M20UC	Linear	7-4/5
μ A78H05KCQB	Hybrids	6-4/4	μ A78M24HM	Linear	7-4/8
	Linear	7-6/14	μ A78M24HC	Linear	7-4/9
μ A78H05KM	Hybrids	6-4/4	μ A78M24UC	Linear	7-4/9
	Linear	7-6/14	μ A78MGHM	Linear	7-7/7
μ A78H12KC	Hybrids	6-4/7	μ A78MGHC	Linear	7-7/8
	Linear	7-6/16	μ A78MGT2C	Linear	7-7/8
μ A78H15KC	Hybrids	6-4/8	μ A78MGU1C	Linear	7-7/8
	Linear	7-6/17	μ A78S40DC	Linear	7-7/20
μ A78HGKC	Hybrids	6-4/10	μ A78S40DM	Linear	7-7/19
	Linear	7-7/11	μ A78S40PC	Linear	7-7/20
μ A78L05AHC	Linear	7-3/2	μ A7905KM	Linear	7-5/20
μ A78L05AWC	Linear	7-3/2	μ A7905KC	Linear	7-5/21
μ A78L09AHC	Linear	7-3/5	μ A7905UC	Linear	7-5/21
μ A78L09AWC	Linear	7-3/5	μ A7906KM	Linear	7-5/22
μ A78L12AHC	Linear	7-3/6	μ A7906KC	Linear	7-5/23
μ A78L12AWC	Linear	7-3/6	μ A7906UC	Linear	7-5/23
μ A78L15AHC	Linear	7-3/7	μ A7908KM	Linear	7-5/24
μ A78L15AWC	Linear	7-3/7	μ A7908KC	Linear	7-6/1
μ A78L18AHC	Linear	7-3/8	μ A7908UC	Linear	7-6/1
μ A78L18AWC	Linear	7-3/8	μ A7912KM	Linear	7-6/2
μ A78L24AHC	Linear	7-3/9	μ A7912KC	Linear	7-6/3
μ A78L24AWC	Linear	7-3/9	μ A7912UC	Linear	7-6/3
μ A78L26AHC	Linear	7-3/1	μ A7915KM	Linear	7-6/4
μ A78L26AWC	Linear	7-3/1	μ A7915KC	Linear	7-6/5
μ A78L62AHC	Linear	7-3/3	μ A7915UC	Linear	7-6/5
μ A78L62AWC	Linear	7-3/3	μ A7918KM	Linear	7-6/6
μ A78L82AHC	Linear	7-3/4	μ A7918KC	Linear	7-6/7
μ A78L82AWC	Linear	7-3/4	μ A7918UC	Linear	7-6/7
μ A78M05HM	Linear	7-3/10	μ A791KC	Linear	7-10/3
μ A78M05HC	Linear	7-3/11	μ A791P5C	Linear	7-10/3
μ A78M05UC	Linear	7-3/11	μ A7924KM	Linear	7-6/8
μ A78M06HM	Linear	7-3/13	μ A7924KC	Linear	7-6/9
μ A78M06HC	Linear	7-3/14	μ A7924UC	Linear	7-6/9
μ A78M06UC	Linear	7-3/14	μ A796HC	Linear	7-15/17
μ A78M08HM	Linear	7-3/16	μ A796HM	Linear	7-15/17
μ A78M08HC	Linear	7-3/17	μ A796PC	Linear	7-15/17
μ A78M08UC	Linear	7-3/17	μ A798HC	Linear	7-10/4
μ A78M12HM	Linear	7-3/20	μ A798RC	Linear	7-10/4
μ A78M12HC	Linear	7-3/21	μ A798TC	Linear	7-10/4
μ A78M12UC	Linear	7-3/21	μ A79GKM	Linear	7-7/16
μ A78M15HM	Linear	7-3/23	μ A79GKC	Linear	7-7/17
μ A78M15HC	Linear	7-3/24	μ A79GU1C	Linear	7-7/17
μ A78M15UC	Linear	7-3/24			

PRODUCT INDEX

Device No.	Family	Page/Item
μ A79HGKC	Hybrids	6-4/11
	Linear	7-7/18
μ A79HGKM	Hybrids	6-4/11
	Linear	7-7/18
μ A79M05AHC	Linear	7-4/12
μ A79M05AUC	Linear	7-4/12
μ A79M05HM	Linear	7-4/11
μ A79M06AHC	Linear	7-4/14
μ A79M06AUC	Linear	7-4/14
μ A79M06HM	Linear	7-4/13
μ A79M08AHC	Linear	7-4/16
μ A79M08AUC	Linear	7-4/16
μ A79M08HM	Linear	7-4/15
μ A79M12AHC	Linear	7-4/18
μ A79M12AUC	Linear	7-4/18
μ A79M12HM	Linear	7-4/17
μ A79M15AHC	Linear	7-4/20
μ A79M15AUC	Linear	7-4/20
μ A79M15HM	Linear	7-4/19
μ A79M20AHC	Linear	7-4/22
μ A79M20AUC	Linear	7-4/22
μ A79M20HM	Linear	7-4/21
μ A79M24AHC	Linear	7-4/24
μ A79M24AUC	Linear	7-4/24
μ A79M24HM	Linear	7-4/23
μ A79MGHC	Linear	7-7/15
μ A79MGHM	Linear	7-7/14
μ A79MGT2C	Linear	7-7/15
μ A79MG	Linear	7-7/15
μ AF111HM	Linear	7-10/14
μ AF211HC	Linear	7-10/15
μ AF311HC	Linear	7-10/16
μ AF355HC	Linear	7-8/10
μ AF355TC	Linear	7-8/10
μ AF356HC	Linear	7-8/11
μ AF356TC	Linear	7-8/11
VN46AF	Transistors, Power	3-12/6
VN66AF	Transistors, Power	3-12/7
VN88AF	Transistors, Power	3-12/12
ZPD10	Diodes	2-11/30
ZPD11	Diodes	2-12/7
ZPD12	Diodes	2-12/15
ZPD13	Diodes	2-12/22
ZPD15	Diodes	2-12/30
ZPD16	Diodes	2-13/7

Device No.	Family	Page/Item
ZPD18	Diodes	2-13/15
ZPD2,7	Diodes	2-8/10
ZPD20	Diodes	2-13/23
ZPD22	Diodes	2-13/30
ZPD24	Diodes	2-14/6
ZPD27	Diodes	2-14/14
ZPD3	Diodes	2-8/14
ZPD3,3	Diodes	2-8/19
ZPD3,6	Diodes	2-9/7
ZPD3,9	Diodes	2-9/14
ZPD30	Diodes	2-14/22
ZPD33	Diodes	2-14/29
ZPD4,3	Diodes	2-9/21
ZPD4,7	Diodes	2-9/28
ZPD5,1	Diodes	2-10/4
ZPD5,6	Diodes	2-10/11
ZPD6,2	Diodes	2-10/19
ZPD6,8	Diodes	2-10/27
ZPD7,5	Diodes	2-11/5
ZPD8,2	Diodes	2-11/13
ZPD9,1	Diodes	2-11/22



PRODUCT INDEX	1
DIODES	2
TRANSISTORS	3
OPTOELECTRONICS	4
CHARGE-COUPLED DEVICES	5
HYBRIDS	6
LINEAR	7
INTERFACE	8
DIGITAL	9
MEMORIES	10
MICROCOMPUTERS	11
AEROSPACE AND DEFENSE	12
LOGIC/CONNECTION DIAGRAMS	13
ORDERING INFORMATION AND PACKAGE OUTLINES	14
FAIRCHILD FIELD SALES OFFICES, REPRESENTATIVES AND DISTRIBUTORS	15

FAIRCHILD DIODES

DIODES

COMPUTER DIODES (BY ASCENDING t_{rr}) GLASS PACKAGE

Item	DEVICE NO.	t_{rr} ns Max	BV V Min	I_R nA Max	@ V	V_F V Max	@ mA	C pF Max	Package No.
1	FD700	0.70	30	50	20	1.1	50	1.0	DO-7
2	1N4376	0.75	20	100	10	1.1	50	1.0	DO-7
3	BAY82	0.75	15	100	12	1.0	20	1.3	DO-7
4	FD777	0.75	15	100	8.0	1.0	20	1.3	DO-7
5	1N5282	2.0	80	100	55	1.3	500	2.5	DO-35
6	1N4153	2.0	75	50	50	0.88	20	4.0	DO-35
7	1N4151	2.0	75	50	50	1.0	50	4.0	DO-35
8	1N4305	2.0	75	100	50	0.85	10	2.0	DO-35
9	BAY71	2.0	50	100	35	1.0	20	2.0	DO-35
10	1N4152	2.0	40	50	30	0.88	20	4.0	DO-35
11	1N4154	2.0	35	100	25	1.0	30	4.0	DO-35
12	1N914	4.0	100	25	20	1.0	10	4.0	DO-35
13	1N914A	4.0	100	25	20	1.0	20	4.0	DO-35
14	1N914B	4.0	100	25	20	1.0	100	4.0	DO-35
15	1N916	4.0	100	25	20	1.0	10	2.0	DO-35
16	1N916A	4.0	100	25	20	1.0	20	2.0	DO-35
17	1N916B	4.0	100	25	20	1.0	30	2.0	DO-35
18	1N4148	4.0	100	25	20	1.0	10	4.0	DO-35
19	1N4149	4.0	100	25	20	1.0	10	2.0	DO-35
20	1N4446	4.0	100	25	20	1.0	20	4.0	DO-35
21	1N4447	4.0	100	25	20	1.0	20	4.0	DO-35
22	1N4448	4.0	100	25	20	1.0	100	2.0	DO-35
23	1N4449	4.0	100	25	20	1.0	30	2.0	DO-35
24	1N3604	4.0	75	50	50	1.0	50	2.0	DO-35
25	1N3600	4.0	75	100	50	1.0	200	2.5	DO-35
26	FDH600	4.0	75	100	50	1.0	200	2.5	DO-35
27	1N3064	4.0	75	100	50	1.0	10	2.0	DO-35
28	1N4150	4.0	75	100	50	1.0	200	2.5	DO-35
29	1N4454	4.0	75	100	50	1.0	10	2.0	DO-35
30	BAX13	4.0	50	200	50	1.0	20	3.0	DO-35
31	BAY74	4.0	50	100	35	1.1	300	3.0	DO-35
32	FDH900	4.0	45	500	40	1.1	100	3.0	DO-35

FAIRCHILD DIODES

DIODES

COMPUTER DIODES (BY ASCENDING t_{rr}) (Cont'd)

GLASS PACKAGE

Item	DEVICE NO.	t_{rr} ns Max	BV V Min	I_R nA Max	@	V_R V	V_F V Max	@	I_F mA	C pF Max	Package No.
1	FDH666	4.0	40	100		25	1.0		100	3.5	DO-35
2	1N4450	4.0	40	50		30	1.0		200	4.0	DO-35
3	1N4009	4.0	35	100		25	1.0		30	4.0	DO-35
4	1N625	4.0	30	1000		20	1.5		4.0	—	DO-35
5	FDH999	5.0	35	1000		25	1.0		10	5.0	DO-35

LOW LEAKAGE DIODES (BY DESCENDING BV)

GLASS PACKAGE

Item	DEVICE NO.	BV V Min	I_R nA Max	@	V_R V	V_F V Max	@	I_F mA	C pF Max	Package No.
6	1N486B	250	50		225	1.0		100	—	DO-35
7	1N485B	200	25		180	1.0		100	—	DO-35
8	1N459	200	25		175	1.0		3.0	—	DO-35
9	1N459A	200	25		175	1.0		100	—	DO-35
10	FDH300	150	1.0		125	1.0		200	6.0	DO-35
11	1N3595	150	1.0		125	1.0		200	8.0	DO-35
12	FDH333	150	3.0		125	1.05		200	6.0	DO-35
13	1N458A	150	5.0		125	1.0		100	—	DO-35
14	1N484B	150	25		130	1.0		100	—	DO-35
15	1N458	150	25		125	1.0		7.0	6.0	DO-35
16	BAY73	125	5.0		100	1.0		200	8.0	DO-35
17	1N483B	80	25		70	1.0		100	—	DO-35
18	1N457	70	25		60	1.0		20	8.0	DO-35
19	1N457A	70	25		60	1.0		100	—	DO-35
20	1N482B	40	25		36	1.0		100	—	DO-35
21	FJT1100	30	0.001		5.0	1.05		10	1.5	DO-7
22	1N456A	30	25		25	1.0		100	—	DO-35
23	1N456	30	25		25	1.0		40	10	DO-35

FAIRCHILD DIODES

DIODES

HIGH VOLTAGE SWITCHING DIODES (BY DESCENDING BV) GLASS PACKAGE

Item	DEVICE NO.	BV V Min	I _R nA Max	@ V	V _R V	V _F V Max	@ I _F mA	C pF Max	t _{rr} ns Max	Package No.
1	1N661	240	10000		200	1.0	6.0	—	300	DO-35
2	FDH400	200	100		150	1.0	200	2.0	50	DO-35
3	1N3070	200	100		175	1.0	100	5.0	50	DO-35
4	1N643	200	1000		100	1.0	10	3.0	300	DO-35
5	1N842	200	100		160	1.0	150	—	300	DO-35
6	1N629	200	1000		175	1.5	4.0	—	1000	DO-35
7	FDH444	150	50		100	1.1	200	2.5	60	DO-35
8	1N628	150	1000		125	1.5	4.0	—	1000	DO-35
9	BAY72	125	100		100	1.0	100	5.0	50	DO-35
10	1N658	120	50		50	1.0	100	—	300	DO-35
11	1N660	120	5000		100	1.0	6.0	—	300	DO-35
12	1N627	100	1000		75	1.5	4.0	—	1000	DO-35
13	1N626	50	1000		35	1.5	4.0	—	1000	DO-35

GENERAL PURPOSE DIODES (BY DESCENDING BV) GLASS PACKAGE

Item	DEVICE NO.	BV V Min	I _R nA Max	@ V	V _R V	V _F V Max	@ I _F mA	C pF Max	t _{rr} ns Max	Package No.
14	1N661	240	10000		200	1.0	6.0	—	300	DO-35
15	1S923	200	100		200	1.2	200	—	—	DO-35
16	1N463A	200	500		175	1.0	100	—	—	DO-35
17	BA129	200	10		180	1.0	50	6.0	—	DO-35
18	1S922	150	100		150	1.2	200	—	—	DO-35
19	BAX16	150	100		150	1.0	1.0	10	120	DO-35
20	1N660	120	5000		100	1.0	6.0	—	—	DO-35
21	1S921	100	100		100	1.2	200	—	—	DO-35
22	BA219	100	200		50	0.85	10	5.0	—	DO-35
23	BA128	75	100		50	1.0	50	5.0	—	DO-35
24	1N462A	70	500		60	1.0	100	—	—	DO-35
25	1N659	60	5000		50	1.0	6.0	—	—	DO-35
26	1S920	50	100		50	1.2	200	—	—	DO-35

FAIRCHILD DIODES

DIODES

GENERAL PURPOSE DIODES (BY DESCENDING BV) (Cont'd) GLASS PACKAGE

Item	DEVICE NO.	BV V Min	I _R nA Max	@ V	V _R V	V _F V Max	@ I _F mA	C pF Max	t _{rr} ns Max	Package No.
1	BA218	50	50		25	1.0	10	5.0	—	DO-35
2	1S44	50	50		10	1.15	10	6.0	—	DO-35
3	FDH900	45	500		40	1.1	100	3.0	4.0	DO-35
4	FDH999	35	1000		25	1.0	10	5.0	5.0	DO-35
5	1N461A	30	500		25	1.0	100	10	—	DO-35
6	BA217	30	50		10	1.0	10	5.0	—	DO-35
7	BA130	30	100		25	1.0	10	2.0	—	DO-35
8	BA164	20	2000		15	1.0	10	—	—	DO-35
9	BA216	10	1500		10	1.0	15	—	—	DO-35

MILITARY QUALIFIED SMALL SIGNAL DIODES (NUMERIC LISTING) GLASS PACKAGE

Item	DEVICE NO.	BV V Min	I _R nA Max	@ V	V _R V	V _F V Max	@ I _F mA	C pF Max	t _{rr} ns Max	Package No.
10	1N457JAN	70	25		60	1.0	20	6.0	—	DO-7
11	1N458JAN	150	25		125	1.0	7.0	6.0	—	DO-7
12	1N459JAN	200	25		175	1.0	3.0	6.0	—	DO-7
13	1N483BJAN	80	25		70	1.0	100	—	—	DO-7
14	1N483BJANTX	80	25		70	1.0	100	—	—	DO-7
15	1N485BJAN	200	25		180	1.0	100	—	—	DO-7
16	1N485BJANTX	200	25		180	1.0	100	—	—	DO-7
17	1N486BJAN	250	25		225	1.0	100	—	—	DO-7
18	1N486BJANTX	250	25		225	1.0	100	—	—	DO-7
19	1N914JAN	100	25		20	1.0	10	4.0	4.0	DO-35
20	1N914JANTX	100	25		20	1.0	10	4.0	4.0	DO-35
21	1N3064JAN	75	100		50	1.0	10	2.0	4.0	DO-7
22	1N3064JANTX	75	100		50	1.0	10	2.0	4.0	DO-7
23	1N3595JAN	150	1.0		125	1.0	200	8.0	3000	DO-7
24	1N3595JANTX	150	1.0		125	1.0	200	8.0	3000	DO-7
25	1N3595JANTXV	150	1.0		125	1.0	200	8.0	3000	DO-7
26	1N3600JAN	75	100		50	1.0	200	2.5	4.0	DO-7
27	1N3600JANTX	75	100		50	1.0	200	2.5	4.0	DO-7

FAIRCHILD DIODES

DIODES

MILITARY QUALIFIED SMALL SIGNAL DIODES (NUMERIC LISTING) (Cont'd) GLASS PACKAGE

Item	DEVICE NO.	BV V Min	I _R nA Max	@	V _R V	V _F V Max	@	I _F mA	C pF Max	t _{rr} ns Max	Package No.
1	1N3600JANTXV	75	100		50	1.0		200	2.5	4.0	DO-7
2	1N4148JAN	100	25		20	1.0		10	4.0	4.0	DO-35
3	1N4148JANTX	100	25		20	1.0		10	4.0	4.0	DO-35
4	1N4148JANTXV	100	25		20	1.0		10	4.0	4.0	DO-35
5	1N4148-1JAN	100	25		20	1.0		10	4.0	4.0	DO-35
6	1N4148-1JANTX	100	25		20	1.0		10	4.0	4.0	DO-35
7	1N4148-1JANTXV	100	25		20	1.0		10	4.0	4.0	DO-35
8	1N4150JAN	75	100		50	1.0		200	2.5	4.0	DO-35
9	1N4150JANTX	75	100		50	1.0		200	2.5	4.0	DO-35
10	1N4150JANTXV	75	100		50	1.0		200	2.5	4.0	DO-35
11	1N4150-1JAN	75	100		50	1.0		200	2.5	4.0	DO-35
12	1N4150-1JANTX	75	100		50	1.0		200	2.5	4.0	DO-35
13	1N4150-1JANTXV	75	100		50	1.0		200	2.5	4.0	DO-35
14	1N4376JAN	20	100		10	1.1		50	1.0	0.75	DO-7
15	1N4376JANTX	20	100		10	1.1		50	1.0	0.75	DO-7
16	1N4454JAN	75	100		50	1.0		10	2.0	4.0	DO-35
17	1N4454JANTX	75	100		50	1.0		10	2.0	4.0	DO-35
18	1N4454JANTXV	75	100		50	1.0		10	2.0	4.0	DO-35
19	1N4454-1JAN	75	100		50	1.0		10	2.0	4.0	DO-35
20	1N4454-1JANTX	75	100		50	1.0		10	2.0	4.0	DO-35
21	1N4454-1JANTXV	75	100		50	1.0		10	2.0	4.0	DO-35

HOT CARRIER DIODE

GLASS PACKAGE

Item	DEVICE NO.	BV V Min	I _R nA Max	@	V _R V	V _F V Max	@	I _F mA	C pF Max	NF dB Max	Package No.
22	FH1100	5.0	50		1.0	0.55		10	1.0	10	DO-7

FAIRCHILD DIODES

DIODES

VOLTAGE VARIABLE CAPACITOR DIODES

GLASS PACKAGE

Item	DEVICE NO.	BV V Min	I _R nA Max	@ V _R V	C pF Max	Figure of Merit (Q) Min	C1/C4 V _{R1} = 0.1V V _{R4} = 4.0V	C3/C20 V _{R3} = 3V V _{R20} = 20V	Package No.
1	RF400	35	30	30	10	350	2.0	2.0	DO-35
2	RF401	35	30	30	7.0	350	2.0	2.0	DO-35

BANDSWITCH DIODES

GLASS PACKAGE

Item	DEVICE NO.	BV V Min	I _R nA Max	@ V _R V	C pF Max	R _S Ω Max	V _F V Max	@ I _F mA	Package No.
3	BA243	20	100	15	2.0	1.0	1.0	100	DO-35
4	BA244	20	100	15	2.0	0.5	1.0	100	DO-35

ZENER DIODES (BY ASCENDING V_Z)

GLASS PACKAGE

Item	DEVICE NO.	V _Z V Nom	Tol.* ±V _Z %	Z _Z Ω Max	@ I _Z mA	I _R μA Max	@ V _R V	T.C. %/°C Typ (Max)	P _D mW T _A =25°C	Package No.
5	1N5221B	2.4	5	30	20	100	1.0	(-.085)	500	DO-35
6	BZX55C2V4	2.4	5	80	5.0	50	1.0	-.080	500	DO-35
7	1N5222B	2.5	5	30	20	100	1.0	(-.085)	500	DO-35
8	1N5223B	2.7	5	30	20	75	1.0	(-.080)	500	DO-35
9	BZX55C2V7	2.7	5	75	5.0	50	1.0	-.070	500	DO-35
10	ZPD2,7	2.7	5	83	5.0	—	—	(-.090)	500	DO-35
11	1N5224B	2.8	5	30	20	75	1.0	(-.080)	500	DO-35
12	1N5225B	3.0	5	29	20	50	1.0	(-.075)	500	DO-35
13	BZX55C3V0	3.0	5	80	5.0	40	1.0	-.065	500	DO-35
14	ZPD3	3.0	5	90	5.0	—	—	(-.090)	500	DO-35
15	1N746A	3.3	5	28	20	10	1.0	-.070	500	DO-35
16	1N5226B	3.3	5	28	20	25	1.0	(-.070)	500	DO-35
17	BZX55C3V3	3.3	5	85	5.0	40	1.0	-.060	500	DO-35
18	BZY88C3V3	3.3	5	22	20	3.0	1.0	(-.091)	500	DO-35
19	ZPD3,3	3.3	5	90	5.0	—	—	(-.080)	500	DO-35

*Tolerance: All zener diodes are also available in ±1%, ±2%, ±10% and ±20% tolerances.

FAIRCHILD DIODES

DIODES

ZENER DIODES (BY ASCENDING V_Z) (Cont'd)

GLASS PACKAGE

Item	DEVICE NO.	V _Z V Nom	Tol.* ±V _Z %	Z _Z Ω Max	@ I _Z mA	I _R μA Max	@ V _R V	T.C. %/°C Typ (Max)	P _D mW T _A =25°C	Package No.
1	1N4728A	3.3	5	10	76	100	1.0	—	1000	DO-41
2	BZX85C3V3	3.3	5	20	80	40	1.0	-0.65	1000	DO-41
3	1N747A	3.6	5	24	20	10	1.0	-0.65	500	DO-35
4	1N5227B	3.6	5	24	20	15	1.0	(-0.65)	500	DO-35
5	BZX55C3V6	3.6	5	85	5.0	40	1.0	-0.55	500	DO-35
6	BZY88C3V6	3.6	5	20	20	3.0	1.0	(-0.69)	500	DO-35
7	ZPD3,6	3.6	5	90	5.0	—	—	(-0.80)	500	DO-35
8	1N4729A	3.6	5	10	69	100	1.0	—	1000	DO-41
9	BZX85C3V6	3.6	5	15	60	20	1.0	-0.65	1000	DO-41
10	1N748A	3.9	5	23	20	10	1.0	-0.60	500	DO-35
11	1N5228B	3.9	5	23	20	10	1.0	(-0.60)	500	DO-35
12	BZX55C3V9	3.9	5	80	5.0	40	1.0	-0.50	500	DO-35
13	BZY88C3V9	3.9	5	18	20	3.0	1.0	(-0.62)	500	DO-35
14	ZPD3,9	3.9	5	90	5.0	—	—	(-0.70)	500	DO-35
15	1N4730A	3.9	5	9.0	64	50	1.0	—	1000	DO-41
16	BZX85C3V9	3.9	5	15	60	10	1.0	-0.45	1000	DO-41
17	1N749A	4.3	5	22	20	2.0	1.0	±0.55	500	DO-35
18	1N5229B	4.3	5	22	20	5.0	1.0	(±0.55)	500	DO-35
19	BZX55C4V3	4.3	5	70	5.0	40	1.5	-0.40	500	DO-35
20	BZY88C4V3	4.3	5	17	20	3.0	1.0	(-0.47)	500	DO-35
21	ZPD4,3	4.3	5	90	5.0	—	—	(-0.60)	500	DO-35
22	1N4731A	4.3	5	9.0	58	10	1.0	—	1000	DO-41
23	BZX85C4V3	4.3	5	13	50	3.0	1.0	-0.20	1000	DO-41
24	1N750A	4.7	5	19	20	2.0	1.0	±0.43	500	DO-35
25	1N5230B	4.7	5	19	20	5.0	2.0	(±0.30)	500	DO-35
26	BZX55C4V7	4.7	5	60	5.0	30	1.5	-0.20	500	DO-35
27	BZY88C4V7	4.7	5	17	20	3.0	2.0	(-0.32)	500	DO-35
28	ZPD4,7	4.7	5	78	5.0	—	—	(-0.50)	500	DO-35
29	1N4732A	4.7	5	8.0	53	10	1.0	—	1000	DO-41
30	BZX85C4V7	4.7	5	13	45	3.0	1.5	+0.05	1000	DO-41
31	1N751A	5.1	5	17	20	1.0	1.0	±0.30	500	DO-35

*Tolerance: All zener diodes are also available in ±1%, 2±%, ±10% and ±20% tolerances.

FAIRCHILD DIODES

DIODES

ZENER DIODES (BY ASCENDING V_Z) (Cont'd) GLASS PACKAGE

Item	DEVICE NO.	V_Z V Nom	Tol.* $\pm V_Z$ %	Z_Z Ω Max	@ I_Z mA	I_R μA Max	V_R @ V	T.C. %/°C Typ (Max)	P_D mW $T_A=25^\circ C$	Package No.
1	1N5231B	5.1	5	17	20	5.0	2.0	(±.030)	500	DO-35
2	BZX55C5V1	5.1	5	35	5.0	2.0	1.0	+0.10	500	DO-35
3	BZY88C5V1	5.1	5	11	20	1.0	2.0	(-.030)	500	DO-35
4	ZPD5,1	5.1	5	60	5.0	0.1	0.8	(+.040)	500	DO-35
5	1N4733A	5.1	5	7.0	49	10	1.0	—	1000	DO-41
6	BZX85C5V1	5.1	5	10	45	1.0	2.0	+0.10	1000	DO-41
7	1N752A	5.6	5	11	20	1.0	1.0	+0.28	500	DO-35
8	1N5232B	5.6	5	11	20	5.0	3.0	(±.038)	500	DO-35
9	BZX55C5V6	5.6	5	25	5.0	2.0	1.0	+0.25	500	DO-35
10	BZY88C5V6	5.6	5	8	20	1.0	2.0	(+.054)	500	DO-35
11	ZPD5,6	5.6	5	40	5.0	0.1	1.0	(+.060)	500	DO-35
12	1N4734A	5.6	5	5.0	45	10	2.0	—	1000	DO-41
13	BZX85C5V6	5.6	5	7.0	45	1.0	2.0	+0.25	1000	DO-41
14	1N5233B	6.0	5	7.0	20	5.0	3.5	(+.038)	500	DO-35
15	1N753A	6.2	5	7.0	20	0.1	1.0	+0.45	500	DO-35
16	1N5234B	6.2	5	7.0	20	5.0	4.0	(+.045)	500	DO-35
17	BZX55C6V2	6.2	5	10	5.0	2.0	2.0	+0.32	500	DO-35
18	BZY88C6V2	6.2	5	3.1	20	1.0	2.0	(+.065)	500	DO-35
19	ZPD6,2	6.2	5	10	5.0	0.1	2.0	(+.070)	500	DO-35
20	1N4735A	6.2	5	2.0	41	10	3.0	—	1000	DO-41
21	BZX85C6V2	6.2	5	4.0	35	1.0	3.0	+0.32	1000	DO-41
22	1N754A	6.8	5	5.0	20	0.1	1.0	+0.50	500	DO-35
23	1N957B	6.8	5	4.5	18.5	150	5.2	+0.50	500	DO-35
24	1N5235B	6.8	5	5.0	20	3.0	5.0	(+.050)	500	DO-35
25	BZX55C6V8	6.8	5	8.0	5.0	2.0	3.0	+0.40	500	DO-35
26	BZY88C6V8	6.8	5	3.0	20	1.0	3.0	(+.070)	500	DO-35
27	ZPD6,8	6.8	5	8.0	5.0	0.1	3.0	(+.070)	500	DO-35
28	1N4736A	6.8	5	3.5	37	10	4.0	—	1000	DO-41
29	BZX85C6V8	6.8	5	3.5	35	1.0	4.0	+0.40	1000	DO-41
30	1N755A	7.5	5	6.0	20	0.1	1.0	+0.58	500	DO-35

*Tolerance: All zener diodes are also available in $\pm 1\%$, $\pm 2\%$, $\pm 10\%$, and $\pm 20\%$ tolerances.

FAIRCHILD DIODES

DIODES

ZENER DIODES (BY ASCENDING V_Z) (Cont'd)
GLASS PACKAGE

Item	DEVICE NO.	V _Z V Nom	Tol.* ±V _Z %	Z _Z Ω Max	@ I _Z mA	I _R μA Max	V _R @ V	T.C. %/°C Typ (Max)	P _D mW T _A =25°C	Package No.
1	1N958B	7.5	5	5.5	16.5	75	5.7	+058	500	DO-35
2	1N5236B	7.5	5	6.0	20	3.0	6.0	(+058)	500	DO-35
3	BZX55C7V5	7.5	5	7.0	5.0	2.0	5.0	+045	500	DO-35
4	BZY88C7V5	7.5	5	5.0	20	0.5	3.0	(+079)	500	DO-35
5	ZPD7,5	7.5	5	7.0	5.0	0.1	5.0	(+070)	500	DO-35
6	1N4737A	7.5	5	4.0	34	10	5.0	—	1000	DO-41
7	BZX85C7V5	7.5	5	3.0	35	1.0	4.5	+045	1000	DO-41
8	1N756A	8.2	5	8.0	20	0.1	1.0	+062	500	DO-35
9	1N959B	8.2	5	6.5	15	50	6.2	+062	500	DO-35
10	1N5237B	8.2	5	8.0	20	3.0	6.5	(+062)	500	DO-35
11	BZX55C8V2	8.2	5	7.0	5.0	2.0	6.0	+048	500	DO-35
12	BZY88C8V2	8.2	5	6.0	20	0.4	3.0	(+073)	500	DO-35
13	ZPD8,2	8.2	5	7.0	5.0	0.1	6.0	(+070)	500	DO-35
14	1N4738A	8.2	5	4.5	31	10	6.0	—	1000	DO-41
15	BZX85C8V2	8.2	5	5.0	25	1.0	5.0	+048	1000	DO-41
16	1N5238B	8.7	5	8.0	20	3.0	6.5	(+065)	500	DO-35
17	1N757A	9.1	5	10	20	0.1	1.0	+068	500	DO-35
18	1N960B	9.1	5	7.5	14	25	6.9	+068	500	DO-35
19	1N5239B	9.1	5	10	20	3.0	7.0	(+068)	500	DO-35
20	BZX55C9V1	9.1	5	10	5.0	2.0	7.0	+050	500	DO-35
21	BZY88C9V1	9.1	5	7.0	20	0.4	5.0	(+077)	500	DO-35
22	ZPD9,1	9.1	5	10	5.0	0.1	7.0	(+080)	500	DO-35
23	1N4739A	9.1	5	5.0	28	10	7.0	—	1000	DO-41
24	BZX85C9V1	9.1	5	5.0	25	1.0	6.5	+051	1000	DO-41
25	1N758A	10	5	17	20	0.1	1.0	+075	500	DO-35
26	1N961B	10	5	8.5	12.5	10	7.6	+072	500	DO-35
27	1N5240B	10	5	17	20	3.0	8.0	(+075)	500	DO-35
28	BZX55C10	10	5	15	5.0	2.0	7.5	+055	500	DO-35
29	BZY88C10	10	5	25	5.0	2.5	6.7	(+072)	500	DO-35
30	ZPD10	10	5	15	5.0	0.1	7.5	(+080)	500	DO-35

*Tolerance: All zener diodes are also available in ±1%, ±2%, ±10% and ±20% tolerances.

FAIRCHILD DIODES

DIODES

ZENER DIODES (BY ASCENDING V_Z) (Cont'd)

GLASS PACKAGE

Item	DEVICE NO.	V _Z V Nom	Tol.* ±V _Z %	Z _Z Ω Max	@ I _Z mA	I _R μA Max	@ V _R V	T.C. %/°C Typ (Max)	P _D mW T _A =25°C	Package No.
1	1N4740A	10	5	7.0	25	10	7.6	—	1000	DO-41
2	BZX85C10	10	5	7.0	25	0.5	7.0	+0.055	1000	DO-41
3	1N962B	11	5	9.5	11.5	5.0	8.4	+0.073	500	DO-35
4	1N5241B	11	5	22	20	2.0	8.4	(+0.076)	500	DO-35
5	BZX55C11	11	5	20	5.0	2.0	8.5	+0.060	500	DO-35
6	BZY88C11	11	5	35	5.0	2.5	7.37	(+0.073)	500	DO-35
7	ZPD11	11	5	20	5.0	0.1	8.5	(+0.090)	500	DO-35
8	1N4741A	11	5	8.0	23	5.0	8.4	—	1000	DO-41
9	BZX85C11	11	5	8.0	20	0.5	7.7	+0.060	1000	DO-41
10	1N759A	12	5	30	20	0.1	1.0	+0.077	500	DO-35
11	1N963B	12	5	11.5	10.5	5.0	9.1	+0.076	500	DO-35
12	1N5242B	12	5	30	20	1.0	9.1	(+0.077)	500	DO-35
13	BZX55C12	12	5	20	5.0	2.0	9.0	+0.065	500	DO-35
14	BZY88C12	12	5	35	5.0	2.5	8.04	(+0.076)	500	DO-35
15	ZPD12	12	5	20	5.0	0.1	9.0	(+0.090)	500	DO-35
16	1N4742A	12	5	9.0	21	5.0	9.1	—	1000	DO-41
17	BZX85C12	12	5	9.0	20	0.5	8.4	+0.065	1000	DO-41
18	1N964B	13	5	13	9.5	5.0	9.9	+0.079	500	DO-35
19	1N5243B	13	5	13	9.5	0.5	9.9	(+0.079)	500	DO-35
20	BZX55C13	13	5	26	5.0	2.0	10	+0.070	500	DO-35
21	BZY88C13	13	5	35	5.0	2.5	8.71	(+0.079)	500	DO-35
22	ZPD13	13	5	25	5.0	0.1	10	(+0.090)	500	DO-35
23	1N4743A	13	5	10	19	5.0	9.9	—	1000	DO-41
24	BZX85C13	13	5	10	20	0.5	9.1	+0.065	1000	DO-41
25	1N5244B	14	5	15	9.0	0.1	10	(+0.082)	500	DO-35
26	1N965B	15	5	16	8.5	5.0	11.4	+0.082	500	DO-35
27	1N5245B	15	5	16	8.5	0.1	11	(+0.082)	500	DO-35
28	BZX55C15	15	5	30	5.0	2.0	11	+0.070	500	DO-35
29	BZY88C15	15	5	40	5.0	2.5	10.05	(+0.082)	500	DO-35
30	ZPD15	15	5	30	5.0	0.1	11	(+0.090)	500	DO-35

*Tolerance: All zener diodes are also available in ±1%, ±2%, ±10% and ±20% tolerances.

FAIRCHILD DIODES

DIODES

ZENER DIODES (BY ASCENDING V_Z) (Cont'd) GLASS PACKAGE

Item	DEVICE NO.	V_Z V Nom	Tol.* $\pm V_Z$ %	Z_Z Ω Max	@ I_Z mA	I_R μA Max	@	V_R V	T.C. %/°C Typ (Max)	P_D mW $T_A=25^\circ C$	Package No.
1	1N4744A	15	5	14	17	5.0		11.4	—	1000	DO-41
2	BZX85C15	15	5	15	15	0.5		10.5	+0.070	1000	DO-41
3	1N966B	16	5	17	7.8	5.0		12.2	+0.083	500	DO-35
4	1N5246B	16	5	17	7.8	0.1		12	(+0.083)	500	DO-35
5	BZX55C16	16	5	40	5.0	2.0		12	+0.075	500	DO-35
6	BZY88C16	16	5	45	5.0	2.5		10.72	(+0.083)	500	DO-35
7	ZPD16	16	5	40	5.0	0.1		12	(+0.095)	500	DO-35
8	1N4745A	16	5	16	15.5	5.0		12.2	—	1000	DO-41
9	BZX85C16	16	5	15	15	0.5		11.0	+0.070	1000	DO-41
10	1N5247B	17	5	19	7.4	0.1		13	(+0.084)	500	DO-35
11	1N967B	18	5	21	7.0	5.0		13.7	+0.085	500	DO-35
12	1N5248B	18	5	21	7.0	0.1		14	(+0.085)	500	DO-35
13	BZX55C18	18	5	55	5.0	2.0		14	+0.075	500	DO-35
14	BZY88C18	18	5	50	5.0	2.5		12.06	(+0.085)	500	DO-35
15	ZPD18	18	5	50	5.0	0.1		14	(+0.095)	500	DO-35
16	1N4746A	18	5	20	14	5.0		13.7	—	1000	DO-41
17	BZX85C18	18	5	20	15	0.5		12.5	+0.075	1000	DO-41
18	1N5249B	19	5	23	6.6	0.1		14	(+0.086)	500	DO-35
19	1N968B	20	5	25	6.2	5.0		15.2	+0.086	500	DO-35
20	1N5250B	20	5	25	6.2	0.1		15	(+0.086)	500	DO-35
21	BZX55C20	20	5	55	5.0	2.0		15	+0.080	500	DO-35
22	BZY88C20	20	5	60	5.0	2.5		13.4	(+0.086)	500	DO-35
23	ZPD20	20	5	50	5.0	0.1		15	(+0.100)	500	DO-35
24	1N4747A	20	5	22	12.5	5.0		15.2	—	1000	DO-41
25	BZX85C20	20	5	24	10	0.5		14	+0.075	1000	DO-41
26	1N969B	22	5	29	5.6	5.0		16.7	+0.087	500	DO-35
27	1N5251B	22	5	29	5.6	0.1		17	(+0.087)	500	DO-35
28	BZX55C22	22	5	55	5.0	2.0		17	+0.080	500	DO-35
29	BZY88C22	22	5	65	5.0	2.5		14.74	(+0.087)	500	DO-35
30	ZPD22	22	5	55	5.0	0.1		17	(+0.100)	500	DO-35
31	1N4748A	22	5	23	11.5	5.0		16.7	—	1000	DO-41

*Tolerance: All zener diodes are also available in $\pm 1\%$, $\pm 2\%$, $\pm 10\%$ and $\pm 20\%$ tolerances.

FAIRCHILD DIODES

DIODES

ZENER DIODES (BY ASCENDING V_Z) (Cont'd)

GLASS PACKAGE

Item	DEVICE NO.	V_Z V Nom	Tol.* $\pm V_Z$ %	Z_Z Ω Max	@ I_Z mA	I_R μA Max	@ V_R V	T.C. %/°C Typ (Max)	P_D mW $T_A=25^\circ C$	Package No.
1	BZX85C22	22	5	25	10	0.5	15.5	+080	1000	DO-41
2	1N970B	24	5	33	5.2	5.0	18.2	+088	500	DO-35
3	1N5252B	24	5	33	5.2	0.1	18	(+088)	500	DO-35
4	BZX55C24	24	5	80	5.0	2.0	18	+085	500	DO-35
5	BZY88C24	24	5	75	5.0	2.5	16.08	(+088)	500	DO-35
6	ZPD24	24	5	80	5.0	0.1	18	(+100)	500	DO-35
7	1N4749A	24	5	25	10.5	5.0	18.2	—	1000	DO-41
8	BZX85C24	24	5	25	10	0.5	17	+080	1000	DO-41
9	1N5253B	25	5	35	5.0	0.1	19	(+089)	500	DO-35
10	1N971B	27	5	41	4.6	5.0	20.6	+090	500	DO-35
11	1N5254B	27	5	41	4.6	0.1	21	(+090)	500	DO-35
12	BZX55C27	27	5	80	5.0	2.0	20	+085	500	DO-35
13	BZY88C27	27	5	85	5.0	2.5	18.09	(+090)	500	DO-35
14	ZPD27	27	5	80	5.0	0.1	20	(+100)	500	DO-35
15	1N4750A	27	5	35	9.5	5.0	20.6	—	1000	DO-41
16	BZX85C27	27	5	30	8.0	0.5	19	+085	1000	DO-41
17	1N5255B	28	5	44	4.5	0.1	21	(+091)	500	DO-35
18	1N972B	30	5	49	4.2	5.0	22.8	+091	500	DO-35
19	1N5256B	30	5	49	4.2	0.1	23	(+091)	500	DO-35
20	BZX55C30	30	5	80	5.0	2.0	22	+085	500	DO-35
21	BZY88C30	30	5	95	5.0	2.5	20.1	(+091)	500	DO-35
22	ZPD30	30	5	80	5.0	0.1	22.5	(+100)	500	DO-35
23	1N4751A	30	5	40	8.5	5.0	22.8	—	1000	DO-41
24	BZX85C30	30	5	30	8.0	0.5	21	+085	1000	DO-41
25	1N973B	33	5	58	3.8	5.0	25.1	+092	500	DO-35
26	1N5257B	33	5	58	3.8	0.1	25	(+092)	500	DO-35
27	BZX55C33	33	5	80	5.0	2.0	24	+085	500	DO-35
28	BZY88C33	33	5	120	5.0	2.5	21	(+100)	500	DO-35
29	ZPD33	33	5	80	5.0	0.1	25	(+100)	500	DO-35
30	1N4752A	33	5	45	7.5	5.0	25.1	—	1000	DO-41
31	BZX85C33	33	5	35	8.0	0.5	23	+085	1000	DO-41

*Tolerance: All zener diodes are also available in $\pm 1\%$, $\pm 2\%$, $\pm 10\%$ and $\pm 20\%$ tolerances.

FAIRCHILD DIODES

DIODES

MILITARY QUALIFIED ZENER DIODES (BY ASCENDING V_Z) GLASS PACKAGE

Item	DEVICE NO.	V_Z V Nom	Tol. $\pm V_Z$ %	Z_Z Ω Max	@ I_Z mA	I_R μA Max	@ V	V_R V	T.C. %/°C Max	P_D mW $T_A=25^\circ C$	Package No.
1	1N747AJAN	3.6	5	22	20	3.0	1.0	-0.65	400	DO-7	
2	1N747AJANTX	3.6	5	22	20	3.0	1.0	-0.65	400	DO-7	
3	1N747AJANTXV	3.6	5	22	20	3.0	1.0	-0.65	400	DO-7	
4	1N748AJAN	3.9	5	20	20	2.0	1.0	-0.60	400	DO-7	
5	1N748AJANTX	3.9	5	20	20	2.0	1.0	-0.60	400	DO-7	
6	1N748AJANTXV	3.9	5	20	20	2.0	1.0	-0.60	400	DO-7	
7	1N749AJAN	4.3	5	18	20	2.0	1.0	-0.55	400	DO-7	
8	1N749AJANTX	4.3	5	18	20	2.0	1.0	-0.55	400	DO-7	
9	1N749AJANTX	4.3	5	18	20	2.0	1.0	-0.55	400	DO-7	
10	1N750AJAN	4.7	5	16	20	5.0	1.5	-0.43	400	DO-7	
11	1N750AJANTX	4.7	5	16	20	5.0	1.5	-0.43	400	DO-7	
12	1N750AJANTXV	4.7	5	16	20	5.0	1.5	-0.43	400	DO-7	
13	1N751AJAN	5.1	5	14	20	5.0	2.0	± 0.30	400	DO-7	
14	1N751AJANTX	5.1	5	14	20	5.0	2.0	± 0.30	400	DO-7	
15	1N751AJANTXV	5.1	5	14	20	5.0	2.0	± 0.30	400	DO-7	
16	1N752AJAN	5.6	5	8.0	20	5.0	2.5	+0.32	400	DO-7	
17	1N752AJANTX	5.6	5	8.0	20	5.0	2.5	+0.32	400	DO-7	
18	1N752AJANTXV	5.6	5	8.0	20	5.0	2.5	+0.32	400	DO-7	
19	1N962BJAN	11	5	9.5	11.5	5.0	8.4	+0.73	400	DO-35	
20	1N962BJANTX	11	5	9.5	11.5	5.0	8.4	+0.73	400	DO-35	
21	1N962BJANTXV	11	5	9.5	11.5	5.0	8.4	+0.73	400	DO-35	
22	1N962B-1JAN	11	5	9.5	11.5	5.0	8.4	+0.73	400	DO-35	
23	1N962B-1JANTX	11	5	9.5	11.5	5.0	8.4	+0.73	400	DO-35	
24	1N962B-1JANTXV	11	5	9.5	11.5	5.0	8.4	+0.73	400	DO-35	
25	1N963BJAN	12	5	11.5	10.5	5.0	9.1	+0.76	400	DO-35	
26	1N963BJANTX	12	5	11.5	10.5	5.0	9.1	+0.76	400	DO-35	
27	1N963BJANTXV	12	5	11.5	10.5	5.0	9.1	+0.76	400	DO-35	
28	1N963B-1JAN	12	5	11.5	10.5	5.0	9.1	+0.76	400	DO-35	
29	1N963B-1JANTX	12	5	11.5	10.5	5.0	9.1	+0.76	400	DO-35	
30	1N963B-1JANTXV	12	5	11.5	10.5	5.0	9.1	+0.76	400	DO-35	
31	1N964BJAN	13	5	13	9.5	5.0	9.9	+0.79	400	DO-35	
32	1N964BJANTX	13	5	13	9.5	5.0	9.9	+0.79	400	DO-35	

FAIRCHILD DIODES

DIODES

MILITARY QUALIFIED ZENER DIODES (BY ASCENDING V_Z) (Cont'd) GLASS PACKAGE

Item	DEVICE NO.	V_Z V Nom	Tol. $\pm V_Z$ %	Z_Z Ω Max	@ I_Z mA	I_R μA Max	@ V	V_R V	T.C. %/°C Max	P_D mW $T_A=25^\circ C$	Package No.
1	1N964BJANTXV	13	5	13	9.5	5.0		9.9	+0.79	400	DO-35
2	1N964B-1JAN	13	5	13	9.5	5.0		9.9	+0.79	400	DO-35
3	1N964B-1JANTX	13	5	13	9.5	5.0		9.9	+0.79	400	DO-35
4	1N964B-1JANTXV	13	5	13	9.5	5.0		9.9	+0.79	400	DO-35
5	1N965BJAN	15	5	16	8.5	5.0		11	+0.82	400	DO-35
6	1N965BJANTX	15	5	16	8.5	5.0		11	+0.82	400	DO-35
7	1N965BJANTXV	15	5	16	8.5	5.0		11	+0.82	400	DO-35
8	1N965B-1JAN	15	5	16	8.5	5.0		11	+0.82	400	DO-35
9	1N965B-1JANTX	15	5	16	8.5	5.0		11	+0.82	400	DO-35
10	1N965B-1JANTXV	15	5	16	8.5	5.0		11	+0.82	400	DO-35
11	1N966BJAN	16	5	17	7.8	5.0		12	+0.83	400	DO-35
12	1N966BJANTX	16	5	17	7.8	5.0		12	+0.83	400	DO-35
13	1N966BJANTXV	16	5	17	7.8	5.0		12	+0.83	400	DO-35
14	1N966B-1JAN	16	5	17	7.8	5.0		12	+0.83	400	DO-35
15	1N966B-1JANTX	16	5	17	7.8	5.0		12	+0.83	400	DO-35
16	1N966B-1JANTXV	16	5	17	7.8	5.0		12	+0.83	400	DO-35
17	1N967BJAN	18	5	21	7.0	5.0		14	+0.85	400	DO-35
18	1N967BJANTX	18	5	21	7.0	5.0		14	+0.85	400	DO-35
19	1N967BJANTXV	18	5	21	7.0	5.0		14	+0.85	400	DO-35
20	1N967B-1JAN	18	5	21	7.0	5.0		14	+0.85	400	DO-35
21	1N967B-1JANTX	18	5	21	7.0	5.0		14	+0.85	400	DO-35
22	1N967B-1JANTXV	18	5	21	7.0	5.0		14	+0.85	400	DO-35
23	1N968BJAN	20	5	25	6.2	5.0		15	+0.86	400	DO-35
24	1N968BJANTX	20	5	25	6.2	5.0		15	+0.86	400	DO-35
25	1N968BJANTXV	20	5	25	6.2	5.0		15	+0.86	400	DO-35
26	1N968B-1JAN	20	5	25	6.2	5.0		15	+0.86	400	DO-35
27	1N968B-1JANTX	20	5	25	6.2	5.0		15	+0.86	400	DO-35
28	1N968B-1JANTXV	20	5	25	6.2	5.0		15	+0.86	400	DO-35
29	1N969BJAN	22	5	29	5.6	5.0		17	+0.87	400	DO-35
30	1N969BJANTX	22	5	29	5.6	5.0		17	+0.87	400	DO-35
31	1N969BJANTXV	22	5	29	5.6	5.0		17	+0.87	400	DO-35
32	1N969B-1JAN	22	5	29	5.6	5.0		17	+0.87	400	DO-35

FAIRCHILD DIODES

DIODES

MILITARY QUALIFIED ZENER DIODES (BY ASCENDING V_Z) (Cont'd) GLASS PACKAGE

Item	DEVICE NO.	V_Z V Nom	Tol. $\pm V_Z$ %	Z_Z Ω Max	@ I_Z mA	I_R μA Max	@ V_R V	T.C. %/°C Max	P_D mW $T_A=25^\circ C$	Package No.
1	1N969B-1JANTX	22	5	29	5.6	5.0	17	+0.87	400	DO-35
2	1N969B-1JANTXV	22	5	29	5.6	5.0	17	+0.87	400	DO-35
3	1N970BJAN	24	5	33	5.2	5.0	18	+0.88	400	DO-35
4	1N970BJANTX	24	5	33	5.2	5.0	18	+0.88	400	DO-35
5	1N970BJANTXV	24	5	33	5.2	5.0	18	+0.88	400	DO-35
6	1N970B-1JAN	24	5	33	5.2	5.0	18	+0.88	400	DO-35
7	1N970B-1JANTX	24	5	33	5.2	5.0	18	+0.88	400	DO-35
8	1N970B-1JANTXV	24	5	33	5.2	5.0	18	+0.88	400	DO-35
9	1N971BJAN	27	5	41	4.6	5.0	21	+0.90	400	DO-35
10	1N971BJANTX	27	5	41	4.6	5.0	21	+0.90	400	DO-35
11	1N971BJANTXV	27	5	41	4.6	5.0	21	+0.90	400	DO-35
12	1N971B-1JAN	27	5	41	4.6	5.0	21	+0.90	400	DO-35
13	1N971B-1JANTX	27	5	41	4.6	5.0	21	+0.90	400	DO-35
14	1N971B-1JANTXV	27	5	41	4.6	5.0	21	+0.90	400	DO-35
15	1N972BJAN	30	5	49	4.2	5.0	23	+0.91	400	DO-35
16	1N972BJANTX	30	5	49	4.2	5.0	23	+0.91	400	DO-35
17	1N972BJANTXV	30	5	49	4.2	5.0	23	+0.91	400	DO-35
18	1N972B-1JAN	30	5	49	4.2	5.0	23	+0.91	400	DO-35
19	1N972B-1JANTX	30	5	49	4.2	5.0	23	+0.91	400	DO-35
20	1N972B-1JANTXV	30	5	49	4.2	5.0	23	+0.91	400	DO-35
21	1N973BJAN	33	5	58	3.8	5.0	25	+0.92	400	DO-35
22	1N973BJANTX	33	5	58	3.8	5.0	25	+0.92	400	DO-35
23	1N973BJANTXV	33	5	58	3.8	5.0	25	+0.92	400	DO-35
24	1N973B-1JAN	33	5	58	3.8	5.0	25	+0.92	400	DO-35
25	1N973B-1JANTX	33	5	58	3.8	5.0	25	+0.92	400	DO-35
26	1N973B-1JANTXV	33	5	58	3.8	5.0	25	+0.92	400	DO-35

FAIRCHILD DIODES

DIODES

MATCHED DIODE ASSEMBLIES PLASTIC AND GLASS PACKAGES

Number of Diodes				2	2	4	4	4
Package				Moulded Pair (308)	Discrete Pair DO-7 or DO-35	Moulded Quad (310)	Discrete Quad DO-7 or DO-35	Moulded Bridge (309)
Item	V _F Matching (-55°C to +100°C)			DEVICE NO.	DEVICE NO.	DEVICE NO.	DEVICE NO.	DEVICE NO.
	Basic Diode Specification	I _F Range mA	ΔV _F mV					
1	1N914	0.01-1.0	3.0	FA2310E	FA2310U	FA4310E	FA4310U	FA3310
2	1N3070	0.01-1.0	3.0	FA2320E	FA2320U	FA4320E	FA4320U	FA3320
3	1N3595	0.01-1.0	10	FA2330E	FA2330U	FA4330E	FA4330U	FA3330
4	—	0.1-10	10	1N4306	—	—	—	—
5	—	0.1-10	10	—	—	1N4307	—	—

MILITARY QUALIFIED DIODE ASSEMBLIES PLASTIC AND GLASS PACKAGES

Item	DEVICE NO.	BV V Min	I _R nA Max	@	V _R V	V _F V Max	@	I _F mA	C pF Max	t _{rr} ns Max	Package No.
6	1N4306JAN	75	50		50	1.0		50	2.0	4.0	308
7	1N4306JANTX	75	50		50	1.0		50	2.0	4.0	308
8	1N4306JANTXV	75	50		50	1.0		50	2.0	4.0	308
9	1N4307JAN	75	50		50	1.0		50	2.0	4.0	310
10	1N4307JANTX	75	50		50	1.0		50	2.0	4.0	310
11	1N4307JANTXV	75	50		50	1.0		50	2.0	4.0	310

MONOLITHIC DIODE ARRAYS (NUMERIC LISTING) PLASTIC - CERAMIC - METAL PACKAGES

Item	DEVICE NO.	BV V Min	V _F V Max	@	I _F mA	ΔV _F mV Max	t _{rr} ns Min	Configuration	Package No.
12	FSA1410M	60	1.0		100	15	10	CA8	TO-18
13	FSA1411M	60	1.0		100	15	10	CC8	TO-18
14	FSA2002M	60	1.0		100	15	10	CC8	TO-91
15	FSA2003M	60	1.0		100	15	10	CA8	TO-91
16	FSA2500M	60	1.0		100	15	10	M16	TO-91
17	FSA2501M	60	1.0		100	15	10	M16	TO-116
18	FSA2501P	60	1.0		100	15	10	M16	TO-116
19	FSA2502M	60	1.0		100	15	10	M16	TO-96

FAIRCHILD DIODES

DIODES

MONOLITHIC DIODE ARRAYS (NUMERIC LISTING) (Cont'd)

PLASTIC - CERAMIC - METAL PACKAGES

Item	DEVICE NO.	BV V Min	V _F V Max	@	I _F mA	ΔV _F mV Max	t _{rr} ns Min	Configuration	Package No.
1	FSA2503M	60	1.0		100	15	10	2M8	TO-116
2	FSA2503P	60	1.0		100	15	10	2M8	TO-116
3	FSA2504M	60	1.0		100	15	10	2M8	TO-86
4	FSA2508M	60	1.3		500	15	10	4M4	6B
5	FSA2508P	60	1.3		500	15	10	4M4	9B
6	FSA2509M	60	1.3		500	15	10	2M8	TO-116
7	FSA2509P	60	1.3		500	15	10	2M8	TO-116
8	FSA2510M	60	1.3		500	15	10	M16	TO-116
9	FSA2510P	60	1.3		500	15	10	M16	TO-116
10	FSA2563M	60	1.3		500	15	10	CC8	TO-116
11	FSA2563P	60	1.3		500	15	10	CC8	TO-116
12	FSA2564M	60	1.3		500	15	10	CA8	TO-116
13	FSA2564P	60	1.3		500	15	10	CA8	TO-116
14	FSA2565M	60	1.3		500	15	10	CC13	TO-116
15	FSA2565P	60	1.3		500	15	10	CC13	TO-116
16	FSA2566M	60	1.3		500	15	10	CA13	TO-116
17	FSA2566P	60	1.3		500	15	10	CA13	TO-116
18	FSA2619M	100	1.0		10	15	5	S8	6B
19	FSA2619P	100	1.0		10	15	5	S8	9B
20	FSA2620M	100	1.0		10	15	5	S7	TO-116
21	FSA2620P	100	1.0		10	15	5	S7	TO-116
22	FSA2621M	100	1.0		10	15	5	S7	TO-86
23	FSA2702M	60	1.0		200	3	6	R4	TO-33
24	FSA2703M	60	1.0		200	3	6	R4	TO-72
25	FSA2704M	60	1.0		200	—	6	R4	TO-33
26	FSA2705M	60	1.0		200	—	6	R4	TO-72
27	FSA2719M	75	1.0		10	15	6	S8	6B
28	FSA2719P	75	1.0		10	15	6	S8	9B
29	FSA2720M	75	1.0		10	15	6	S7	TO-116
30	FSA2720P	75	1.0		10	15	6	S7	TO-116
31	FSA2721	75	1.0		10	15	6	S7	TO-86

Note: See configurations on following page.

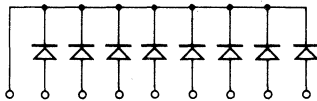
FAIRCHILD DIODES

DIODES

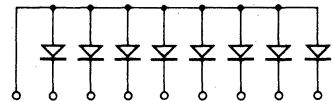
MILITARY QUALIFIED DIODE ARRAYS (NUMERIC LISTING) CERAMIC PACKAGES

Item	DEVICE NO.	BV V Min	V _F V Max	@	I _F mA	t _{rr} ns Max	t _{rr} ns Max	Configuration	Package No.
1	1N5768JAN	60	1.0	100	40	20	CC8	TO-91	
2	1N5768JANTX	60	1.0	100	40	20	CC8	TO-91	
3	1N5768JANTXV	60	1.0	100	40	20	CC8	TO-91	
4	1N5770JAN	60	1.0	100	40	20	CA8	TO-91	
5	1N5770JANTX	60	1.0	100	40	20	CA8	TO-91	
6	1N5770JANTXV	60	1.0	100	40	20	CA8	TO-91	
7	1N5772JAN	60	1.0	100	40	20	M16	TO-91	
8	1N5772JANTX	60	1.0	100	40	20	M16	TO-91	
9	1N5772JANTXV	60	1.0	100	40	20	M16	TO-91	
10	1N5774JAN	60	1.0	100	40	20	2M8	TO-86	
11	1N5774JANTX	60	1.0	100	40	20	2M8	TO-86	
12	1N5774JANTXV	60	1.0	100	40	20	2M8	TO-86	
13	1N6100JAN	75	1.0	100	15	5.0	S7	TO-86	
14	1N6100JANTX	75	1.0	100	15	5.0	S7	TO-86	
15	1N6100JANTXV	75	1.0	100	15	5.0	S7	TO-86	

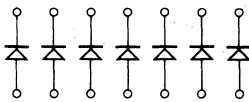
CONFIGURATIONS



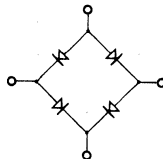
CC8



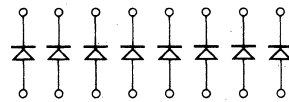
CA8



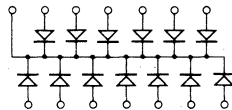
S7



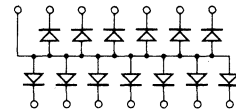
R4



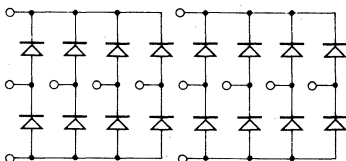
S8



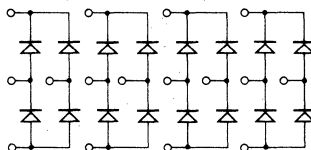
CC13



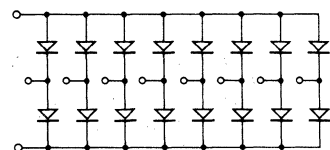
CA13



2M8



4M4



M16

FAIRCHILD DIODES/RECTIFIERS

DIODES

DIODE DICE (BY DESCENDING BV)

Item	DEVICE NO.	Basic Standard Device	BV V Min	I _R nA @ V Max	V _R V	V _F V @ mA Max	I _F mA	t _{rr} ns @ Typ	I _f = I _r mA	C pF Max	Chip Size Mils	Basic Application
1	FDC3070	1N3070	200	100	175	1.0	100	50	10	2.5	15x15	High Voltage Switching
2	FDC485B	1N485B	200	25	175	1.0	100	500	10	5.0	17.5x17.5	High Voltage Low Leakage
3	FDC3600	1N3600	75	100	50	1.0	100	4.0	10	2.5	15x15	General Purpose Switching
4	FDC4376	1N4376	20	100	10	1.1	50	0.8	10	1.2	17.5x17.5	Ultra High Speed Switching

RECTIFIERS

GENERAL PURPOSE RECTIFIERS

GLASS PACKAGE

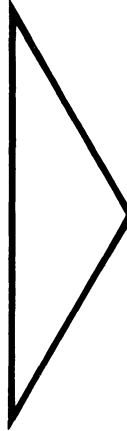

Item	DEVICE NO.	V _R V @ Min	I _R μA	V _F V @ Max	I _F A	V _{FM} V @ Max	I _O A	Package No.
5	1N4001	50	10	1.1	1.0	1.6	1.0	DO-41
6	1N4002	100	10	1.1	1.0	1.6	1.0	DO-41
7	1N4003	200	10	1.1	1.0	1.6	1.0	DO-41
8	1N4004	400	10	1.1	1.0	1.6	1.0	DO-41
9	1N4005	600	10	1.1	1.0	1.6	1.0	DO-41

FAST RECOVERY RECTIFIERS

GLASS PACKAGE

Item	DEVICE NO.	V _R V @ Min	I _R μA Max	V _F V @ Max	I _F A	t _{rr} ns Max	Package No.
10	1N4933	50	5.0	1.2	1.0	200	DO-41
11	1N4934	100	5.0	1.2	1.0	200	DO-41
12	1N4935	200	5.0	1.2	1.0	200	DO-41
13	1N4936	400	5.0	1.2	1.0	200	DO-41
14	1N4937	600	5.0	1.2	1.0	200	DO-41





PRODUCT INDEX	1
DIODES	2
TRANSISTORS	3
OPTOELECTRONICS	4
CHARGE-COUPLED DEVICES	5
HYBRIDS	6
LINEAR	7
INTERFACE	8
DIGITAL	9
MEMORIES	10
MICROCOMPUTERS	11
AEROSPACE AND DEFENSE	12
LOGIC/CONNECTION DIAGRAMS	13
ORDERING INFORMATION AND PACKAGE OUTLINES	14
FAIRCHILD FIELD SALES OFFICES, REPRESENTATIVES AND DISTRIBUTORS	15



FAIRCHILD TRANSISTORS

POWER

POWER TRANSISTORS (BY I_C max, POLARITY AND ASCENDING V_{CE0})

Item	DEVICE NO. Polarity		V_{CE0} V Max	hFE Min/Max	@ I_C A	$V_{CE(sat)}$ V Max	@ I_C A	f_T MHz Min(Typ)	$P_D(\text{Max})$ W $T_C = 25^\circ\text{C}$	Package No.
	NPN	PNP								
$I_C = 0.1$ A Max Continuous										
1	BF257		160	25/-	0.03	1.0	0.03	75	1.0	TO-39
2	BF336		180	20/-	0.03	—	—	50	1.0	TO-39
3	BF337		200	20/-	0.03	—	—	50	1.0	TO-39
4	BF338		225	20/-	0.03	—	—	50	1.0	TO-39
5	BF258		250	25/-	0.03	1.0	0.03	75	1.0	TO-39
6	D40N1F		250	30/90	0.02	—	—	40	10	Dynawatt
7	D40N2F		250	60/180	0.02	—	—	40	10	Dynawatt
8	BF259		300	25/-	0.03	1.0	0.03	75	1.0	TO-39
9	D40N3F		300	30/90	0.02	—	—	40	10	Dynawatt
10	D40N4F		300	60/180	0.02	—	—	40	10	Dynawatt
$I_C = 0.15$ A Max Continuous										
11	2N5059		250	30/150	0.03	1.0	0.03	30	1.0	TO-39
12	2N5058		300	35/150	0.03	1.0	0.03	30	1.0	TO-39
$I_C = 0.5$ A Max Continuous										
13	TIP61	TIP62	40	40/-	0.05	0.07	0.50	3.0	15	TO-220
14	TIP61A	TIP62A	60	40/-	0.05	0.07	0.50	3.0	15	TO-220
15	TIP61B	TIP62B	80	40/-	0.05	0.07	0.50	3.0	15	TO-220
16	TIP61C	TIP62C	100	40/-	0.05	0.07	0.50	3.0	15	TO-220
17	SE7055		220	40/-	0.03	1.00	0.02	50	1.0	TO-39
18	SE7056		300	40/-	0.03	1.00	0.02	50	1.0	TO-39
19	MPS-U10F		300	40/-	0.03	—	—	40	10	Dynawatt
$I_C = 1.0$ A Max Continuous										
20	FT427		30	20/-	0.50	—	—	—	10	Dynawatt
21	FT527		30	20/-	0.50	—	—	—	10	TO-220
22	D40D1F	D41D1F	30	50/150	0.10	0.5	0.5	—	10	Dynawatt
23	TIP29	TIP30	40	15/75	1.00	0.7	1.0	3.0	30	TO-220
24		2N4898	40	20/100	0.50	0.6	1.0	3.0	25	TO-66
25	2N4910		40	20/100	0.50	0.6	1.0	4.0	25	TO-66
26	D40D4F	D41D4F	45	50/150	0.10	0.5	0.5	—	10	Dynawatt
27	TIP29A	TIP30A	60	15/75	1.00	0.7	1.0	3.0	30	TO-220
28		2N3740	60	30/100	0.25	0.6	1.0	4.0	25	TO-66

FAIRCHILD TRANSISTORS

POWER

POWER TRANSISTORS (BY I_{Cmax} , POLARITY AND ASCENDING V_{CE0}) (Cont'd)

Item	DEVICE NO. Polarity		V_{CE0} V Max	h_{FE} @ I_C		$V_{CE(sat)}$ @ I_C		f_T MHz Min(Typ)	$P_D(Max)$ W $T_C=25^\circ C$	Package No.
	NPN	PNP		Min/Max	A	V	A			
$I_C = 1.0$ A Max Continuous (Cont'd)										
1	2N4911		60	20/100	0.50	0.5	1.0	4.0	25	TO-66
2		2N4899	60	20/100	0.50	0.6	1.0	3.0	25	TO-66
3	D40D7F	D41D7F	60	50/150	0.10	0.5	0.5	—	10	Dynawatt
4	D40D10F	D41D10F	75	50/150	0.10	0.5	0.5	—	10	Dynawatt
5	D40D13F	D41D13F	75	50/150	0.10	0.5	0.5	—	10	Dynawatt
6	TIP29B	TIP30B	80	15/75	1.00	0.7	1.0	3.0	30	TO-220
7		2N3741	80	30/100	0.25	0.6	1.0	4.0	25	TO-66
8		2N4900	80	20/100	0.50	0.6	1.0	3.0	25	TO-66
9	2N4912		80	20/100	0.50	0.6	1.0	4.0	25	TO-66
10	TIP29C	TIP30C	100	15/75	1.00	0.7	1.0	3.0	30	TO-220
11	2N5681	2N5679	100	40/150	0.25	1.0	0.5	30	10	TO-39
12	2N5682	2N5680	120	40/150	0.25	1.0	0.5	30	10	TO-39
13		2N5415	200	30/150	0.05	2.5	0.5	15	10	TO-39
14		FTD5415	200	30/150	0.05	2.5	0.05	15	10	Dynawatt
15	FTD3440		250	40/160	0.02	0.5	0.05	15	10	Dynawatt
16	2N3440		250	40/160	0.02	0.5	0.05	15	10	TO-39
17	FT47		250	30/150	0.30	1.0	1.0	10	40	TO-220
18	SE9331		300	30/250	0.10	2.5	0.10	10	20	TO-66
19	FT48		300	30/150	0.30	1.0	1.00	10	40	TO-220
20		2N5416	300	30/120	0.05	2.0	0.05	15	10	TO-39
21		FTD5416	300	30/120	0.05	2.0	0.05	15	10	Dynawatt
22	2N3439		350	40/160	0.02	0.5	0.05	15	10	TO-39
23	FT49		350	30/150	0.30	1.0	1.00	10	40	TO-220
24	FTD3439		350	40/160	0.02	0.5	0.05	15	10	Dynawatt
25	FT50		400	30/150	0.30	1.0	1.00	10	40	TO-220
$I_C = 2.0$ A Max Continuous										
26	FT428		25	20/-	0.5	—	—	—	10	Dynawatt
27	FT528		25	20/-	0.5	—	—	—	10	TO-220
28	FTD5321	FTD5323	50	40/250	0.5	0.8	0.5	40	10	Dynawatt
29	2N5321	2N5323	50	40/250	0.5	0.8	0.5	50	10	TO-39
30	MPS-U05F	MPS-U55F	60	50/-	0.25	0.5	0.25	40	10	Dynawatt

FAIRCHILD TRANSISTORS

POWER

POWER TRANSISTORS (BY I_C max, POLARITY AND ASCENDING V_{CE0}) (Cont'd)

Item	DEVICE NO. Polarity		V_{CE0} V Max	hFE Min/Max	@ I_C A	$V_{CE(sat)}$ V Max	@ I_C A	f_T MHz Min(Typ)	$P_D(\text{Max})$ W $T_C=25^\circ\text{C}$	Package No.
	NPN	PNP								
$I_C = 2.0$ A Max Continuous (Cont'd)										
1	TIP110*	TIP115*	60	1000/-	1.0	2.5	2.0	—	50	TO-220
2	2N5320	2N5322	75	30/130	0.5	0.5	0.5	50	10	TO-39
3	FTD5320	FTD5322	75	30/130	0.5	0.5	0.5	40	10	Dynawatt
4	MPS-U06F	MPS-U56F	80	50/-	0.25	0.5	0.25	40	10	Dynawatt
5	TIP111*	TIP116*	80	1000/-	1.0	2.5	2.0	—	50	TO-220
6	TIP112*	TIP117*	100	1000/-	1.0	2.5	2.0	—	50	TO-220
7	MPS-U07F	MPS-U57F	100	30/-	0.25	0.05	0.25	40	10	Dynawatt
8	FT401		300	20/100	0.5	0.8	0.5	2.0	100	TO-3
$I_C = 3.0$ A Max Continuous										
9	TIP31	TIP32	40	10/50	3.0	1.2	3.0	3.0	40	TO-220
10		2N4234	40	30/150	0.25	0.6	1.0	3.0	6.0	TO-39
11		2N4235	60	30/150	0.25	0.6	1.0	3.0	6.0	TO-39
12	2N3766		60	40/160	0.5	1.0	0.5	10	20	TO-66
13	2N5334		60	30/150	1.0	0.7	2.0	40	6.0	TO-39
14	TIP31A	TIP32A	60	10/50	3.0	1.2	3.0	3.0	40	TO-220
15	TIP31B	TIP32B	80	10/50	3.0	1.2	3.0	3.0	40	TO-220
16		2N4236	80	30/150	0.25	0.6	1.0	3.0	6.0	TO-39
17	2N3767		80	40/160	0.5	1.0	0.5	10	20	TO-66
18	2N5335		80	30/150	1.0	0.7	2.0	40	6.0	TO-39
19	TIP31C	TIP32C	100	10/50	3.0	1.2	3.0	3.0	40	TO-220
20	2N5838		250	8/40	3.0	1.0	3.0	5.0	100	TO-3
21	2N5839		275	10/50	2.0	1.5	2.0	5.0	100	TO-3
22	FT402		325	20/100	0.5	2.0	3.0	2.0	100	TO-3
23	2N5840		350	10/50	2.0	1.5	2.0	5.0	100	TO-3
$I_C = 4.0$ A Max Continuous										
24	2N5296		40	30/120	1.0	1.0	1.0	0.8	36	TO-220
25	BD221	BD224	40	30/120	1.0	1.0	1.0	0.8	36	TO-220
26	2N4231		40	25/100	1.5	0.7	1.5	4.0	35	TO-66
27	2N4237		40	30/150	0.25	0.6	1.0	1.0	6.0	TO-39
28	2N6121	2N6124	45	25/100	1.5	0.6	1.5	2.5	40	TO-220

*Darlington

FAIRCHILD TRANSISTORS

POWER

POWER TRANSISTORS (BY I_{Cmax} , POLARITY AND ASCENDING V_{CE0}) (Cont'd)

Item	DEVICE NO. Polarity		V_{CE0} V Max	hFE Min/Max	@ I_C A	$V_{CE(sat)}$ V Max	@ I_C A	f_T MHz Min(Typ)	PD(Max) W $T_C=25^\circ C$	Package No.
	NPN	PNP								
$I_C = 4.0$ A Max Continuous (Cont'd)										
1	2N3054		55	25/150	0.5	1.0	0.5	—	25	TO-66
2	2N5298		60	20/80	1.5	1.0	1.5	0.8	36	TO-220
3	BD222	BD225	60	20/80	1.5	1.0	1.5	0.8	36	TO-220
4	2N6122	2N6125	60	25/100	1.5	0.6	1.5	2.5	40	TO-220
5	2N4232		60	25/100	1.5	0.7	1.5	4.0	35	TO-66
6	2N4238		60	30/150	0.25	0.6	1.0	1.0	6.0	TO-39
7	2N5294		70	30/120	0.5	1.0	0.5	0.8	36	TO-220
8	BD220	BD223	70	30/120	0.5	1.0	0.5	0.8	36	TO-220
9	2N6123	2N6126	80	20/80	1.5	0.6	1.5	2.5	40	TO-220
10	2N4233		80	25/100	1.5	0.7	1.5	4.0	35	TO-66
11	2N4239		80	30/150	0.25	0.6	1.0	1.0	6.0	TO-39
12	FT317	FT417	100	35/-	1.0	0.5	1.0	20	40	TO-220
13	2N6473	2N6475	100	15/150	1.5	1.2	1.5	10	40	TO-220
14	FT317A	FT417A	120	35/-	1.0	0.5	1.0	20	40	TO-220
15	2N6474	2N6476	120	15/150	1.5	1.2	1.5	10	40	TO-220
16	FT317B	FT417B	140	35/-	1.0	0.5	1.0	20	40	TO-220
$I_C = 5.0$ A Max Continuous										
17	2N5067	2N4901	40	20/80	1.0	0.4	1.0	4.0	87.5	TO-3
18	2N4913	2N4904	40	25/100	2.5	1.5	5.0	4.0	87.5	TO-3
19	2N5490		40	20/100	2.0	1.0	2.0	0.8	50	TO-220
20	2N5494		40	20/100	3.0	1.0	3.0	0.8	50	TO-220
21	2N5492		55	20/100	2.5	1.0	2.5	0.8	50	TO-220
22	TIP120*	TIP125*	60	1000/-	0.5	2.0	3.0	—	65	TO-220
23	BC323		60	50/250	0.5	0.15	0.5	—	7.0	TO-39
24	2N5068	2N4902	60	20/80	1.0	0.4	1.0	4.0	87.5	TO-3
25	2N4895		60	40/120	2.0	1.0	5.0	50	7.0	TO-39
26	BFX34		60	40/150	2.0	1.0	0.5	70	5.0	TO-39
27	2N4896		60	100/300	2.0	1.0	5.0	80	7.0	TO-39
28	2N4914	2N4905	60	25/100	2.5	1.5	5.0	4.0	87.5	TO-3
29	2N5496		70	20/100	3.5	1.0	3.5	0.8	50	TO-220

*Darlington

FAIRCHILD TRANSISTORS

POWER

POWER TRANSISTORS (BY I_{Cmax} , POLARITY AND ASCENDING V_{CE0}) (Cont'd)

Item	DEVICE NO. Polarity		V_{CE0} V Max	hFE @ I_C A		$V_{CE(sat)}$ @ I_C V A		f_T MHz Min(Typ)	$P_D(Max)$ W $T_C=25^\circ C$	Package No.
	NPN	PNP		Min/Max	Max	Max	Max			
$I_C = 5.0$ A Max Continuous (Cont'd)										
1	TIP121*	TIP126*	80	1000/-	0.5	2.0	3.0	—	65	TO-220
2	2N5069	2N4903	80	20/80	1.0	0.4	1.0	4.0	87.5	TO-3
3	2N4897		80	40/120	2.0	1.0	5.0	50	7.0	TO-39
4	2N5336		80	30/120	2.0	0.7	2.0	30	6.0	TO-39
5	2N5337		80	60/240	2.0	0.7	2.0	30	6.0	TO-39
6	2N4915	2N4906	80	25/100	2.5	1.5	5.0	4.0	87.5	TO-3
7	TIP122*	TIP127*	100	1000/-	0.5	2.0	3.0	—	65	TO-220
8	2N5338		100	30/120	2.0	0.7	2.0	30	6.0	TO-39
9	2N5339		100	60/240	2.0	0.7	2.0	30	6.0	TO-39
$I_C = 6.0$ A Max Continuous										
10	TIP41	TIP42	40	30/-	0.3	1.5	6.0	3.0	65	TO-220
11	TIP41A	TIP42A	60	30/-	0.3	1.5	6.0	3.0	65	TO-220
12	TIP41B	TIP42B	80	30/-	0.3	1.5	6.0	3.0	65	TO-220
13	TIP41C	TIP42C	100	30/-	0.3	1.5	6.0	3.0	65	TO-220
$I_C = 7.0$ A Max Continuous										
14	2N6111		30	30/150	3.0	1.0	3.0	10	40	TO-220
15	2N6129	2N6132	40	20/100	2.5	1.4	7.0	2.5	50	TO-220
16	2N6109		50	30/150	2.5	1.0	2.5	10	40	TO-220
17	2N5873	2N5871	60	20/100	2.5	1.0	4.0	4.0	115	TO-3
18	2N6130	2N6133	60	20/100	2.5	1.4	7.0	2.5	50	TO-220
19	2N6107		70	30/150	2.0	1.0	2.0	10	40	TO-220
20	2N5874	2N5872	80	20/100	2.5	1.0	4.0	4.0	115	TO-3
21	2N6131	2N6134	80	20/100	2.5	2.8	7.0	2.5	50	TO-220
$I_C = 7.5$ A Max Continuous										
22	FT410		200	30/90	1.0	0.8	1.0	(5.0)	100	TO-3
23	FT411		300	30/90	1.0	0.8	1.0	(5.0)	100	TO-3
24	FT413		325	20/80	0.5	0.8	0.5	(5.0)	100	TO-3
25	FT423		325	30/90	1.0	0.8	1.0	(5.0)	100	TO-3
$I_C = 8.0$ A Max Continuous										
26	2N5877	2N5875	60	20/100	4.0	1.0	5.0	4.0	150	TO-3

*Darlington

FAIRCHILD TRANSISTORS

POWER

POWER TRANSISTORS (BY I_{Cmax} , POLARITY AND ASCENDING V_{CEO}) (Cont'd)

Item	DEVICE NO. Polarity		V_{CEO} V Max	h_{FE} @ I_C A		$V_{CE(sat)}$ V Max	@ I_C A	f_T MHz Min(Typ)	$P_D(Max)$ W $T_C=25^\circ C$	Package No.
	NPN	PNP		Min/Max	Max					
$I_C = 8.0$ A Max Continuous (Cont'd)										
1	2N6055*	2N6053*	60	750/18K	4.0	2.0	4.0	4.0	100	TO-3
2	2N5878	2N5876	80	20/100	4.0	1.0	5.0	4.0	150	TO-3
3	2N6056*	2N6054*	80	750/18K	4.0	2.0	4.0	4.0	100	TO-3
4	2N6306		250	15/75	3.0	0.8	3.0	5.0	125	TO-3
5	2N6307M		300	15/75	3.0	1.0	3.0	5.0	125	TO-3
6	2N6308M		350	12/60	3.0	1.5	3.0	5.0	125	TO-3
$I_C = 10.0$ A Max Continuous										
7	2N6103		40	15/60	8.0	2.5	16	—	75	TO-220
8	2N6386*		40	1K/20K	3.0	2.0	3.0	20	40	TO-220
9		2N4907	40	20/80	4.0	0.75	4.0	4.0	150	TO-3
10	2N6383*		40	1K/20K	5.0	2.0	5.0	20	100	TO-3
11	2N3713		60	25/75	1.0	1.0	5.0	4.0	150	TO-3
12		2N3789	60	25/90	1.0	1.0	5.0	4.0	150	TO-3
13	2N6099		60	20/80	4.0	2.5	10	—	75	TO-220
14	2N3715		60	50/150	1.0	0.8	5.0	4.0	150	TO-3
15		2N3791	60	50/180	1.0	1.0	5.0	4.0	150	TO-3
16	2N6387*		60	1K/20K	3.0	2.0	3.0	20	40	TO-220
17	MJE3055F		60	20/70	4.0	1.1	4.0	2.0	70	TO-220
18		2N4908	60	20/80	4.0	0.75	4.0	4.0	150	TO-3
19	SE9300*	SE9400*	60	1000/-	4.0	2.0	4.0	1.0	70	TO-220
20	SE9303*	SE9403*	60	1000/-	4.0	2.0	4.0	1.0	100	TO-3
21	2N6384*		60	1K/20K	5.0	2.0	5.0	20	100	TO-3
22	MJ2500*	MJ3000*	60	1000/-	5.0	2.0	10	—	150	TO-3
23	2N6101		70	20/80	5.0	2.5	10	—	75	TO-220
24	2N3714		80	25/75	1.0	1.0	5.0	4.0	150	TO-3
25		2N3790	80	25/90	1.0	1.0	5.0	4.0	150	TO-3
26	2N3716		80	50/150	1.0	0.8	5.0	4.0	150	TO-3
27		2N3792	80	50/180	1.0	1.0	5.0	4.0	150	TO-3
28	2N6388*		80	1K/20K	3.0	2.0	3.0	20	40	TO-220
29		2N4909	80	20/80	4.0	0.75	4.0	4.0	150	TO-3

*Darlington

FAIRCHILD TRANSISTORS

POWER

POWER TRANSISTORS (BY I_{Cmax} , POLARITY AND ASCENDING V_{CEO}) (Cont'd)

Item	DEVICE NO. Polarity		V_{CEO} V Max	h_{FE} Min/Max	@ I_C A	$V_{CE(sat)}$ V Max	@ I_C A	f_T MHz Min(Typ)	$P_D(Max)$ W $T_C=25^\circ C$	Package No.
	NPN	PNP								
$I_C = 10.0$ A Max Continuous (Cont'd)										
1	SE9304*	SE9404*	80	1K/-	4.0	2.0	4.0	1.0	100	TO-3
2	SE9301*	SE9401*	80	1K/-	4.0	2.0	4.0	1.0	70	TO-220
3	2N6385*		80	1K/20K	5.0	2.0	5.0	20	100	TO-3
4	MJ2501	MJ3001	80	1000/-	5.0	2.0	10		150	TO-3
5	SE9302*	SE9402*	100	1K/-	4.0	2.0	1.0		70	TO-220
6	SE9305*	SE9405*	100	1K/-	4.0	2.0	40	1.0	100	TO-3
7	2N6249		200	10/50	10	1.5	10	2.5	100	TO-3
8	2N6250		275	8/50	10	1.5	10	2.5	100	TO-3
9	FT430		300	15/45	2.5	0.9	2.5	—	125	TO-3
10	FT160		300	55/-	4.0	1.9	5.0	—	70	TO-220
11	FT431		325	15/35	2.5	0.7	2.5	—	125	TO-3
12	FT161		330	55/-	4.0	1.9	5.0	—	70	TO-220
13	FT162		350	55/-	4.0	1.9	5.0	—	70	TO-220
14	FT359*		350	250/-	3.0	2.8	7.0	—	125	TO-3
15	2N6251		350	6/50	10	1.5	10	2.5	100	TO-3
$I_C = 12.0$ A Max Continuous										
16	2N6569		40	15/200	0.2	1.5	4.0	1.5	100	TO-3
17	2N6057*	2N6050*	60	750/18K	6.0	2.0	6.0	4.0	150	TO-3
18	2N5881	2N5879	60	20/100	6.0	1.0	7.0	4.0	160	TO-3
19	2N5882	2N5880	80	20/100	6.0	1.0	7.0	4.0	160	TO-3
20	2N6058*	2N6051*	80	750/18K	6.0	2.0	6.0	4.0	150	TO-3
21	2N6059*	2N6052*	100	750/18K	6.0	2.0	6.0	4.0	150	TO-3
$I_C = 15.0$ A Max Continuous										
22	2N6486	2N6489	40	20/150	5.0	1.3	5.0	5.0	75	TO-220
23	MJ2955		60	20/70	4.0	1.1	4.0	4.0	150	TO-3
24	2N6576*		60	2K/20K	4.0	4.0	15	10	120	TO-3
25	2N3055SD		60	20/70	4.0	1.1	4.0	0.8	115	TO-3
26	FT3055	FT2955	60	20/70	4.0	1.1	4.0	2.0	70	TO-220
27	2N3055		60	20/70	4.0	1.1	4.0	—	117	TO-3
28	2N6487	2N6490	60	20/150	5.0	1.3	5.0	5.0	75	TO-220

*Darlington

FAIRCHILD TRANSISTORS

POWER

POWER TRANSISTORS (BY I_{Cmax} , POLARITY AND ASCENDING V_{CE0}) (Cont'd)

Item	DEVICE NO. Polarity		V_{CE0} V Max	hFE Min/Max	@ I_C A	$V_{CE(sat)}$ V Max	@ I_C A	f_T MHz Min(Typ)	PD(Max) W $T_C=25^\circ C$	Package No.
	NPN	PNP								
$I_C = 15.0$ A Max Continuous (Cont'd)										
1	2N6488	2N6491	80	20/150	5.0	1.3	5.0	5.0	75	TO-220
2	2N6577*		90	2K/20K	4.0	4.0	15	10	120	TO-3
$I_C = 16.0$ A Max Continuous										
3	2N5629		100	25/100	8.0	1.0	10	0.5	200	TO-3
4		2N6029	100	25/100	8.0	2.0	16	1.0	200	TO-3
5	2N5630		120	20/80	8.0	1.0	10	0.5	200	TO-3
6		2N6030	120	20/80	8.0	2.0	16	1.0	200	TO-3
7	2N5631		140	15/60	8.0	1.0	10	0.5	200	TO-3
8		2N6031	140	15/60	8.0	2.0	16	1.0	200	TO-3
$I_C = 20.0$ A Max Continuous										
9	2N3772		60	15/60	10	1.4	10	0.2	150	TO-3
10	2N5885	2N5883	60	20/100	10	1.0	15	4.0	200	TO-3
11	2N6282*	2N6285*	60	750/18K	10	2.0	10	4.0	160	TO-3
12	2N5039		75	20/100	10	1.0	10	60	140	TO-3
13	2N6283*	2N6286*	80	750/18K	10	2.0	10	4.0	160	TO-3
14	2N5886	2N5884	80	20/100	10	1.0	15	4.0	200	TO-3
15	2N5303		80	15/60	10	2.0	20	2.0	200	TO-3
16	2N5038		90	20/100	12	1.0	12	60	140	TO-3
17	2N6284*	2N6287*	100	750/18K	10	2.0	10	4.0	160	TO-3
$I_C = 30.0$ A Max Continuous										
18	2N3771		40	15/60	15	2.0	15	0.2	150	TO-3
19		2N4398	40	15/60	15	1.0	15	4.0	200	TO-3
20	2N5301		40	15/60	15	2.0	20	2.0	200	TO-3
21		2N4399	60	15/60	15	1.0	15	4.0	200	TO-3
22	2N5302		60	15/60	15	2.0	20	2.0	200	TO-3
23	SE9306	SE9406	60	1000/-	10	2.0	10	4.0	160	TO-3
24	SE9307	SE9407	80	1000/-	10	2.0	10	4.0	160	TO-3
25	MJ802	MJ4502	90	25/100	7.5	0.8	7.5	2.0	200	TO-3
26	SE9308	SE9408	100	1000/-	10	2.0	10	4.0	160	TO-3

*Darlington

FAIRCHILD TRANSISTORS

POWER

POWER TRANSISTORS (BY I_{Cmax} , POLARITY AND ASCENDING V_{CEO}) (Cont'd)

Item	DEVICE NO. Polarity		V_{CEO} V Max	h_{FE} @ I_C A		$V_{CE(sat)}$ @ I_C V A		f_T MHz Min(Typ)	P_D (Max) W $T_C=25^\circ C$	Package No.
	NPN	PNP		Min/Max	Max	Max	Max			
$I_C = 50.0$ A Max Continuous (Cont'd)										
1	2N5685	2N5683	60	15/60	25	1.0	25	2.0	300	TO-3
2	2N5686	2N5684	80	15/60	25	1.0	25	2.0	300	TO-3

POWER SWITCHING TRANSISTORS (BY I_{Cmax} , POLARITY)

Item	DEVICE NO. Polarity		V_{CEO} V Max	h_{FE} @ I_C A		Switching Times (Typ)				P_D W $T_C=25^\circ C$	Package No.
	NPN	PNP		Min/Max	A	t_{on} μs	t_s μs	t_f μs	@ I_C A		
I_C Max = 1.0 A											
3	2N3440		250	40/160	0.2	0.07	2.2	0.35	0.1	10	TO-39
4	FT47		250	30/150	0.3	0.08	1.8	0.4	1.0	40	TO-220
5	FT48		300	30/150	0.3	0.08	1.8	0.4	1.0	40	TO-220
6	FT49		350	30/150	0.3	0.08	1.8	0.4	1.0	40	TO-220
7	FT50		400	30/150	0.3	0.08	1.8	0.4	1.0	40	TO-220
I_C Max = 3.0 A											
8	2N5839		275	10/50	2.0	0.45	3.0	0.3	2.0	100	TO-3
9	2N5840		350	10/50	2.0	0.45	3.0	0.3	2.0	100	TO-3
I_C Max = 10 A											
10	2N3716		80	50/150	1.0	0.4	.8	0.4	5.0	150	TO-3
11	FT430		300	115/45	2.5	0.5	2.6	0.3	2.5	125	TO-3
12	FT431		325	15/35	2.5	0.5	2.6	0.3	2.5	125	TO-3
13	2N6249		200	10/50	10	0.5	1.0	0.4	10	175	TO-3
14	2N6250		275	8/50	10	0.5	1.0	0.4	10	175	TO-3
15	2N6251		350	6/50	10	0.5	1.0	0.4	10	175	TO-3
16	FT3055	FT2955	60	20/70	4.0	.65/.35	.5/.25	.4/.15	10	70	TO-220
17	2N6386*		40	1K/20K	3.0	0.8	4.0	5.0	3.0	40	TO-220
18	2N6387*		60	1K/20K	5.0	0.8	3.5	5.0	5.0	40	TO-220
19	2N6388*		80	1K/20K	5.0	0.8	3.5	5.0	5.0	40	TO-220

*Darlington

FAIRCHILD TRANSISTORS

POWER

POWER SWITCHING TRANSISTORS (BY I_C max, POLARITY) (Cont'd)

Item	DEVICE NO. Polarity		V _{CEO} V Max	h _{FE} Min/Max	@ I _C A	Switching Times			@ I _C A Typ	P _D W T _C =25°C	Package No.
	NPN	PNP				t _{on} μs Typ	t _s μs Typ	t _f μs Typ			
I_C Max = 20 A											
1	2N5038		90	20/100	10	0.30	0.75	0.15	10	140	TO-3
2	2N6282 ⁽¹⁾	2N6285 ⁽¹⁾	60	750/18K	10	.8/6	3.3/2.5	4/1.5	10	160	TO-3
3	2N6283 ⁽¹⁾	2N6286 ⁽¹⁾	80	750/18K	10	.8/6	3.3/2.5	4/1.5	10	160	TO-3
4	2N6284 ⁽¹⁾	2N6287 ⁽¹⁾	100	750/18K	10	.8/6	3.3/2.5	4/1.5	10	160	TO-3
I_C Max = 30 A											
5	2N5301	2N4398	40	15/60	15	.35/3	1.2/7	.5/4	10	200	TO-3

POWER GROOVE MOS TRANSISTORS

Item	DEVICE NO.		V _{DS} V Max	V _{DG} V Max	I _{GF} mA Max	I _D A Max	g _{fs} mV Min	Switching Times ⁽²⁾				P _D W Max	Package No.
	N-Channel	P-Channel						t _{d(on)} ns Max	t _r ns Max	t _{d(off)} ns Max	t _f ns Max		
6	VN46AF		40	40	2.0	2.0	170	5.0	5.0	5.0	5.0	12.5	Dynawatt
7	VN66AF		60	60	2.0	2.0	170	5.0	5.0	5.0	5.0	12.5	Dynawatt
8	2N6657		60	60	2.0	2.0	170	5.0	5.0	5.0	5.0	25	TO-3
9	FVN2		60	60	2.0	2.0	100	10	10	10	10	6.25	TO-39
10		FVP1	60	60	2.0	2.0	150	10	10	10	10	25	TO-3
11		FVP2	60	60	2.0	1.5	100	10	10	10	10	6.25	TO-39
12	VN88AF		80	80	2.0	2.0	170	5.0	5.0	5.0	5.0	12.5	Dynawatt
13	2N6658		90	90	2.0	2.0	170	5.0	5.0	5.0	5.0	25	TO-3
14	2N6661		90	90	2.0	2.0	170	5.0	5.0	5.0	5.0	6.25	TO-39

1. Darlington

2. I_D = 1A, R_L = 25Ω

FAIRCHILD TRANSISTORS

SMALL SIGNAL

HIGH SPEED SWITCHING TRANSISTORS (BY ASCENDING V_{CEO}) (FOR MEDIUM SPEED—SEE GENERAL PURPOSE SECTION)

Item	DEVICE NO.		V _{CEO} (V _{CER}) V Min	t _s @ I _C (t _{off}) ns mA		hFE @ I _C mA		VCE (sat) @ I _C V Max		f _T MHz Min	C _{ob} pF Max	PD		Package No.
	Polarity NPN	PNP		Min	Max	Min/Max	Max	Max	Max			T _A 25°C mW	T _C 25°C W	
1		2N5228	5.0	(140)	10	30/-	10	0.40	10	300	5.0	625	1.0	TO-92
2		2N3639	6.0	30	10	30/120	10	0.16	10	500	3.5	200	0.5	TO-106
3	2N5134		10	18	10	20/150	10	0.25	10	250	4.0	200	0.5	TO-106
4	2N4274		12	13	10	35/120	10	0.20	10	400	4.0	280	0.83	TO-106
5	2N5224		12	(60)	10	40/400	10	0.35	10	250	4.0	625	1.0	TO-92
6		2N4258A	12	15	10	30/120	10	0.15	10	700	3.0	200	0.5	TO-106
7		2N4208	12	20	10	30/120	10	0.15	10	700	3.0	350	0.7	TO-18
8		2N4258	12	20	10	30/120	10	0.15	10	700	3.0	200	0.5	TO-106
9		PN4258	12	20	10	30/120	10	0.15	10	700	3.0	625	1.0	TO-92
10		2N4313	12	20	10	30/120	30	0.19	30	700	4.5	200	0.5	TO-106
11		PN3640	12	(35)	50	30/120	10	0.20	10	500	3.5	625	1.0	TO-92
12		2N3640	12	50	10	30/120	10	0.20	10	500	3.5	200	0.5	TO-106
13		2N2894	12	(90)	30	30/150	30	0.20	30	400	6.0	360	1.2	TO-18
14		BSX29	12	(90)	30	30/120	30	0.20	30	400	6.0	360	1.2	TO-18
15		2N4209	15	20	10	50/120	10	0.18	10	850	3.0	350	0.7	TO-18
16		2N5771	15	20	10	50/120	10	0.15	10	850	3.0	625	1.0	TO-92
17	2N4275		15	13	10	35/120	10	0.20	10	400	4.0	280	0.83	TO-106
18	2N2369		15	13	10	40/120	10	0.25	10	500	4.0	360	1.2	TO-18
19	PN2369		15	13	10	40/120	10	0.25	10	500	4.0	625	1.0	TO-92
20	2N2369A		15	13	10	40/120	10	0.20	10	500	4.0	360	1.2	TO-18
21	2N5769		15	13	10	40/120	10	0.20	10	500	4.0	625	1.0	TO-92
22	BSX26		15	13	10	40/120	10	0.25	10	500	4.0	360	1.2	TO-18
23	2N3009		15	18	10	30/120	30	0.18	30	350	5.0	360	1.2	TO-52
24	2N3013		15	18	10	30/120	30	0.18	30	350	5.0	360	1.2	TO-52
25	2N3646		15	18	10	30/120	30	0.20	30	350	5.0	200	0.5	TO-106
26	MPS3646		15	18	10	30/120	30	0.20	30	350	5.0	625	1.0	TO-92
27	2N5772		15	18	10	30/120	30	0.20	30	350	5.0	625	1.0	TO-92
28	BSX20		15	18	10	30/120	30	0.18	30	350	5.0	360	1.2	TO-18
29	2N914		15	20	20	30/120	10	0.25	20	300	6.0	360	1.2	TO-18
30	2N708		15	25	10	30/120	10	0.40	10	300	6.0	360	1.2	TO-18
31	2N3014		20	18	10	30/120	30	0.18	30	350	5.0	360	1.2	TO-52
32	BSX39		20	18	10	40/120	30	0.18	30	350	6.0	360	1.2	TO-18

FAIRCHILD TRANSISTORS

SMALL SIGNAL

HIGH SPEED SWITCHING TRANSISTORS (BY ASCENDING V_{CE0}) (Cont'd) (FOR MEDIUM SPEED—SEE GENERAL PURPOSE SECTION)

Item	DEVICE NO. Polarity		V_{CE0} (V_{CER}) V Min	t_s @ I_C (t_{off}) ns mA		h_{FE} @ I_C mA		$V_{CE(sat)}$ @ I_C V mA		f_T MHz Min	C_{ob} pF Max	PD		Package No.
	NPN	PNP		Max	Min/Max	Max	Max	25°C	25°C					
1		2N5910	20	20	10	30/120	10	0.15	10	700	3.0	200	0.5	TO-106
2		2N3209	20	(90)	30	30/120	30	0.20	30	400	5.0	360	1.2	TO-18
3		2N5023	30	(90)	500	40/100	500	0.35	500	200	25	1000	4.0	TO-39
4	2N3724		30	(60)	500	60/150	100	0.20	100	300	12	800	3.5	TO-39
5	2N4013		30	(60)	500	60/150	100	0.20	100	300	12	360	1.2	TO-18
6	BSX32		40	(60)	500	60/150	100	0.25	100	300	10	800	3.5	TO-39
7	2N3253		40	(70)	500	25/-	150	0.35	150	175	12	1000	5.0	TO-39
8		2N3467	40	(90)	500	40/120	500	0.50	500	175	25	1000	5.0	TO-39
9		2N5022	50	(90)	500	25/100	500	0.40	500	170	25	1000	4.0	TO-39
10		2N3468	50	(90)	500	25/75	500	0.60	500	150	25	1000	5.0	TO-39
11	2N4047		50	(60)	500	40/150	100	0.26	100	250	10	800	3.5	TO-39
12	2N3725		50	(60)	500	60/150	100	0.26	100	300	10	800	3.5	TO-39
13	2N4014		50	(60)	500	60/150	100	0.26	100	300	10	360	1.2	TO-18
14	2N3444		50	(70)	500	20/60	500	0.60	500	150	12	1000	5.0	TO-39

GENERAL PURPOSE AMPLIFIER AND SWITCHING TRANSISTORS (BY ASCENDING V_{CE0})

(ALSO SEE LOW LEVEL AND HIGH VOLTAGE SECTION)

Item	DEVICE NO. Polarity		V_{CE0} (V_{CER}) V Min	h_{FE} @ I_C (h_{fe}) mA		$V_{CE(sat)}$ @ I_C V mA		C_{ob} pF Max	f_T MHz Min	t_{off} ns Max	PD		Package No.
	NPN	PNP		Min/Max	Max	Max	25°C				25°C		
15	2N5128		12	35/350	50	0.25	150	10	200	—	300	0.70	TO-105
16		PN5139	20	-/30	10	0.20	10	5.0	300	—	625	1.0	TO-92
17		2N5142	20	-/30	50	0.50	50	30	100	200	300	0.70	TO-105
18		MPS6563	20	50/200	350	0.50	350	30	60	—	625	1.0	TO-92
19	2N5223		20	50/800	2.0	0.70	2.0	4.0	150	—	625	—	TO-92
20	2N5136		20	20/400	150	0.25	150	35	40	—	220	0.60	TO-105
21	BFY52		20	60/-	150	0.35	150	12	200	—	800	2.86	TO-39
22	MPS6561		20	50/200	350	0.50	150	30	60	—	625	1.0	TO-92
23	MPS6515		25	250/500	2.0	0.50	2.0	3.5	—	—	625	1.0	TO-92
24	MPS2925		25	(235/470)	2.0	—	—	12	—	—	625	1.0	TO-92
25	MPS3392		25	150/300	2.0	—	—	3.5	—	—	625	1.0	TO-92
26	MPS6514		25	150/300	2.0	0.50	2.0	3.5	—	—	625	1.0	TO-92

FAIRCHILD TRANSISTORS

SMALL SIGNAL

GENERAL PURPOSE AMPLIFIER AND SWITCHING TRANSISTORS

(BY ASCENDING V_{CE0}) (Cont'd)

(ALSO SEE LOW LEVEL AND HIGH VOLTAGE SECTION)

Item	DEVICE NO.		V_{CE0} (V_{CER}) V	h_{FE} (h_{fe})	@ I_C mA	$V_{CE(sat)}$ V @ I_C		C_{ob} pF	f_T MHz	t_{off} ns	P_D		Package No.
	NPN	PNP				Max	Max				T_A 25°C	T_C 25°C	
1	MPS2924		25	(150/300)	2.0	—	—	12	—	—	625	1.0	TO-92
2	2N4124		25	120/360	2.0	0.30	2.0	4.0	300	—	625	—	TO-92
3	MPS3393		25	90/180	2.0	—	—	3.5	—	—	625	1.0	TO-92
4	EN5172		25	100/500	10	0.25	10	12	—	—	200	0.50	TO-106
5	MPS5172		25	100/500	10	0.25	10	12	—	—	625	1.0	TO-92
6	2N5135		25	50/600	10	1.00	100	25	40	—	300	0.80	TO-105
7	2N5225	2N5226	25	30/600	50	0.80	50	20	50	—	625	—	TO-92
8	BC738	BC728	25	40/250	100	0.5	1000	45	100	—	1120	3.4	TO-92
9	BC738-6	BC728-6	25	40/100	100	0.5	1000	45	100	—	1120	3.4	TO-92
10	BC738-10	BC728-10	25	63/163	100	0.5	1000	45	100	—	1120	3.4	TO-92
11	PE8050	PE8550	25	65/200	100	0.5	1000	45	100	—	1120	3.4	TO-92
12	BC738-16	BC728-16	25	100/250	100	0.5	1000	45	100	—	1120	3.4	TO-92
13	MPS6560		25	50/200	500	0.50	500	30	60	—	625	1.0	TO-92
14		MPS6519	25	250/500	2.0	0.50	2.0	4.0	—	—	625	1.0	TO-92
15		2N4126	25	120/360	2.0	0.40	2.0	4.5	250	—	625	—	TO-92
16		PN6076	25	100/500	10	0.25	10	15	—	—	721	1.47	TO-92
17		BCY72	25	-/50	10	0.25	10	6.0	200	—	360	1.2	TO-18
18		2N3638	25	-/30	50	0.25	50	20	100	170	300	0.7	TO-105
19		MPS3702	25	60/300	50	0.25	50	12	100	—	625	1.0	TO-92
20		2N3638A	25	-/100	50	0.25	50	10	150	170	300	0.7	TO-105
21		MPS3638A	25	-/100	50	0.25	50	10	150	170	625	1.0	TO-92
22		MPS6562	25	50/200	500	0.50	500	30	60	—	625	1.0	TO-92
23	2N718		28	40/120	150	1.50	150	35	50	—	400	1.5	TO-18
24	2N4123		30	50/150	2.0	0.30	2.0	4.0	250	—	625	—	TO-92
25	2N3566		30	50/160	10	1.00	100	25	40	—	300	0.80	TO-105
26	MPS3704		30	100/300	50	0.60	50	12	100	—	625	1.0	TO-92
27	BFY51		30	40/-	150	0.35	150	12	50	—	800	2.86	TO-39
28	BC119		30	40/120	150	0.35	150	25	40	—	800	5.0	TO-39
29	2N2218		30	40/120	150	0.40	150	8.0	250	—	800	3.0	TO-39
30	2N2221		30	40/120	150	0.40	150	8.0	250	—	500	1.8	TO-18

FAIRCHILD TRANSISTORS

SMALL SIGNAL

GENERAL PURPOSE AMPLIFIER AND SWITCHING TRANSISTORS

(BY ASCENDING V_{CE0}) (Cont'd)

(ALSO SEE LOW LEVEL AND HIGH VOLTAGE SECTION)

Item	DEVICE NO. Polarity		V_{CE0} (V_{CER}) V Min	h_{FE} @ I_C (h_{fe}) mA Min/Max		$V_{CE(sat)}$ V @ I_C Max mA		C_{ob} pF Max	f_T MHz Min	t_{off} ns Max	P_D T_A T_C 25°C 25°C mW W		Package No.
	NPN	PNP		Min	Max	Max	Max				Max	Max	
1	2N3641		30	40/120	150	0.22	150	8.0	250	—	350	0.70	TO-105
2	2N3300		30	100/300	150	0.22	150	8.0	250	150	800	3.0	TO-39
3	2N3302		30	100/300	150	0.22	150	8.0	250	150	360	1.80	TO-18
4	2N2219		30	100/300	150	0.40	150	8.0	250	—	800	3.0	TO-39
5	2N2222		30	100/300	150	0.40	150	8.0	250	—	500	1.8	TO-18
6	2N3643		30	100/300	150	0.22	150	8.0	250	—	350	0.70	TO-105
7	PN3643		30	100/300	150	0.22	150	8.0	250	—	625	1.0	TO-92
8		2N4125	30	50/150	2.0	0.40	2.0	4.5	200	—	625	—	TO-92
9		2N5227	30	50/700	2.0	0.40	2.0	5.0	100	—	625	—	TO-92
10		PN4916	30	70/200	10	0.14	10	4.5	400	150	625	1.0	TO-92
11		PN4917	30	150/300	10	0.14	10	4.5	200	150	625	1.0	TO-92
12		MPS3703	30	30/150	50	0.25	50	12	100	—	625	1.0	TO-92
13		BC126	30	30/120	150	0.50	150	—	—	—	300	0.8	TO-105
14	BC737-6	BC727-6	35	40/100	100	0.75	1000	45	100	—	1120	3.4	TO-92
15		PE8551	35	40/180	100	0.5	1000	45	100	—	1120	3.4	TO-92
16	BC737	BC727	35	40/250	100	0.75	1000	45	100	—	1120	3.4	TO-92
17	BC737-10	BC727-10	35	63/160	100	0.75	1000	45	100	—	1120	2.4	TO-92
18	BC737-16	BC727-16	35	100/200	100	0.75	1000	45	100	—	1120	2.4	TO-92
19		2N1132	35	30/90	150	1.50	150	45	60	—	600	2.0	TO-39
20	PE8051		35	40/180	100	.75	1000	45	100	—	1120	3.4	TO-92
21	BFY50		35	30/-	150	0.20	150	12	50	—	800	2.86	TO-39
22	MPSA10		40	40/400	5.0	—	—	4.0	50	—	625	1.0	TO-92
23	MPSA20	MPSA70	40	40/400	5.0	0.25	5.0	4.0	125	—	625	1.0	TO-92
24	2N3903		40	50/150	10	0.20	10	4.0	250	225	625	—	TO-92
25	2N3904		40	100/300	10	0.20	10	4.0	300	225	625	—	TO-92
26	2N3947		40	100/300	10	0.20	10	4.0	300	450	360	1.2	TO-18
27	BC140	BC160	40	40/400	100	1.40	1000	25	50	—	800	5.0	TO-39
28	BC140-6	BC160-6	40	40/100	100	1.40	1000	25	50	—	800	5.0	TO-39
29	MPS6530		40	40/120	100	0.50	100	5.0	—	—	625	1.0	TO-92
30	BC140-10	BC160-10	40	63/160	100	1.40	1000	25	50	—	800	5.0	TO-39

FAIRCHILD TRANSISTORS

SMALL SIGNAL

GENERAL PURPOSE AMPLIFIER AND SWITCHING TRANSISTORS

(BY ASCENDING V_{CE0}) (Cont'd)

(ALSO SEE LOW LEVEL AND HIGH VOLTAGE SECTION)

Item	DEVICE NO.		V_{CE0} (V_{CER}) V Min	h_{FE} @ I_C (h_{fe}) mA Min/Max		$V_{CE(sat)}$ V @ I_C Max mA		C_{ob} pF Max	f_T MHz Min	t_{off} ns Max	P_D T_A 25°C T_C 25°C mW W		Package No.
	NPN	PNP		Min	Max	Max	Max				Max	Max	
1	MPS6531	MPS6534M	40	90/270	100	0.30	100	5.0	—	—	625	1.0	TO-92
2	BC140-16	BC160-16	40	100/250	100	1.40	1000	25	60	800	800	5.0	TO-39
3	BC140-25	BC160-25	40	160/400	100	1.40	1000	25	50	—	800	5.0	TO-39
4	2N3567		40	40/120	150	0.25	150	20	60	—	300	0.8	TO-105
5	PN3567		40	40/120	150	0.25	150	20	60	—	625	1.0	TO-92
6	2N2218A		40	40/120	150	0.30	150	8.0	250	285	800	3.0	TO-39
7	2N2221A		40	40/120	150	0.30	150	8.0	250	285	500	1.8	TO-18
8	2N4400		40	50/150	150	0.40	150	6.5	200	255	625	—	TO-92
9	2N697		(40)	40/120	150	1.50	150	35	50	—	600	2.0	TO-39
10	2N3569		40	100/300	150	0.25	150	20	60	—	300	0.8	TO-105
11	2N2219A		40	100/300	150	0.30	150	8.0	300	285	800	3.0	TO-39
12	PN2219A		40	100/300	150	0.30	150	8.0	300	285	625	1.0	TO-92
13	2N2222A		40	100/300	150	0.30	150	8.0	300	285	500	1.8	TO-18
14	PN2222A		40	100/300	150	0.30	150	8.0	300	285	625	1.0	TO-92
15	2N4401		40	100/300	150	0.40	150	6.5	250	225	625	—	TO-92
16		MPS6516	40	50/100	2.0	0.50	2.0	4.0	—	—	625	1.0	TO-92
17		BCY70	40	50/-	10	0.25	10	6.0	200	—	360	1.2	TO-18
18		2N3250	40	50/150	10	0.25	10	6.0	250	225	360	1.2	TO-18
19		2N3905	40	50/150	10	0.25	10	4.5	200	260	625	—	TO-92
20		BFY64	40	80/-	10	0.30	50	10	200	120	700	3.0	TO-39
21		2N3251	40	100/300	10	0.25	10	6.0	300	250	360	1.2	TO-18
22		PN3251	40	100/300	10	0.25	10	6.0	250	225	625	1.0	TO-92
23		2N3906	40	100/300	10	0.25	10	4.5	250	300	625	—	TO-92
24		2N2904	40	40/120	150	0.40	150	8.0	200	110	600	3.0	TO-39
25		PN2906	40	40/120	150	0.40	150	8.0	200	110	625	1.0	TO-92
26		2N4402	40	50/150	150	0.40	150	8.5	150	255	625	—	TO-92
27		2N4037	40	50/250	150	1.40	150	—	60	—	1000	—	TO-39
28		BC116A	40	80/240	150	0.40	150	8.0	130	—	300	0.8	TO-39
29		2N2905	40	100/300	150	0.40	150	8.0	200	110	600	3.0	TO-39
30		2N2907	40	100/300	150	0.40	150	8.0	200	110	400	1.8	TO-18

3

FAIRCHILD TRANSISTORS

SMALL SIGNAL

GENERAL PURPOSE AMPLIFIER AND SWITCHING TRANSISTORS

(BY ASCENDING V_{CEO}) (Cont'd)

(ALSO SEE LOW LEVEL AND HIGH VOLTAGE SECTION)

Item	DEVICE NO. Polarity		V _{CEO} (V _{CER}) V Min	h _{FE} (h _{fe}) @ I _C mA Min/Max	V _{CE(sat)} V @ I _C Max mA	C _{ob} pF Max	f _T MHz Min	t _{off} ns Max	P _D		Package No.		
	NPN	PNP							T _A 25°C mW	T _C 25°C W			
1		2N4403	40	100/300	150	0.40	150	8.5	200	255	625	—	TO-92
2		BCY71	45	100/600	10	0.25	10	6.0	200	—	360	1.2	TO-18
3		2N3502	45	115/300	50	0.25	50	8.0	200	100	700	3.0	TO-39
4		2N3504	45	115/300	50	0.25	50	8.0	200	100	400	1.3	TO-18
5		2N3644	45	115/300	50	0.25	50	8.0	200	100	300	0.7	TO-105
6		PN3644	45	115/300	50	0.25	50	8.0	200	100	625	1.0	TO-92
7	PN3693		45	40/160	10	—	—	3.5	200	—	625	1.0	TO-92
8	PN3694		45	100/400	10	—	—	3.5	200	—	625	1.0	TO-92
9	BFY56		45	30/150	150	0.30	150	2.5	40	625	800	5.0	TO-39
10	2N3642		45	40/120	150	0.22	150	8.0	250	—	350	0.7	TO-105
11	PN3642		45	40/120	150	0.22	150	8.0	250	—	625	1.0	TO-92
12	2N2270		45	50/200	150	0.90	150	15	100	—	1000	5.0	TO-39
13	2N4409		50	60/400	1.0	0.20	1.0	12	60	—	625	—	TO-92
14	2N915		50	50/200	10	1.00	10	3.5	250	—	360	1.2	TO-18
15	2N718A		(50)	40/120	150	1.50	150	25	60	—	500	1.8	TO-18
16	2N1613		(50)	40/120	150	1.50	150	25	80	—	800	3.0	TO-39
17	2N3053		(50)	50/250	150	1.40	150	15	100	—	—	5.0	TO-39
18	2N1711		(50)	100/300	150	1.50	150	25	70	—	800	3.0	TO-39
19		BFX39	55	40/-	100	0.50	500	20	100	400	800	4.0	TO-39
20		2N4354	60	50/500	10	0.15	150	30	100	—	350	0.8	TO-105
21		2N3250A	60	50/150	10	0.25	10	6.0	250	225	360	1.2	TO-18
22		2N3251A	60	100/300	10	0.25	10	6.0	300	250	360	1.2	TO-18
23		2N4355	60	100/400	10	0.15	150	30	100	—	350	0.8	TO-105
24		PN4355	60	100/400	10	0.15	150	30	100	—	625	1.0	TO-92
25		2N3503	60	115/300	50	0.25	50	8.0	200	100	700	3.0	TO-39
26		2N3505	60	115/300	50	0.25	50	8.0	200	100	400	1.3	TO-18
27		2N3645	60	115/300	50	0.25	50	8.0	200	100	300	0.7	TO-105
28		PN3645	60	115/300	50	0.25	50	8.0	200	100	300	0.7	TO-105
29	BC537-6	BC527-6	60	40/100	100	0.50	1000	15	100	—	625	1.0	TO-92
30		2N4030	60	40/120	100	0.15	150	20	100	—	800	4.0	TO-39

FAIRCHILD TRANSISTORS

SMALL SIGNAL GENERAL PURPOSE AMPLIFIER AND SWITCHING TRANSISTORS (BY ASCENDING V_{CE0}) (Cont'd) (ALSO SEE LOW LEVEL AND HIGH VOLTAGE SECTION)

Item	DEVICE NO. Polarity		V_{CE0} (V_{CER}) V Min	h_{FE} (h_{fe}) Min/Max	@ I_C mA	$V_{CE(sat)}$ V @ I_C Max mA	C_{ob} pF Max	f_T MHz Min	t_{off} ns Max	P_D		Package No.
	NPN	PNP								T_A 25°C mW	T_C 25°C W	
1	BC141-6	BC161-6	60	40/100	100	1.40 1000	25	50	—	800	5.0	TO-39
2	BC537	BC527	60	40/400	100	0.50 1000	15	100	—	625	1.0	TO-92
3	BC141	BC161	60	40/400	100	1.40 1000	25	50	—	800	5.0	TO-39
4		MPSA55	60	50/-	100	0.25 100	—	50	—	625	1.0	TO-92
5	BC537-10	BC527-10	60	63/160	100	0.50 1000	15	100	—	625	1.0	TO-92
6	BC141-10	BC161-10	60	63/160	100	1.40 1000	25	50	—	800	5.0	TO-39
7	BC537-16	BC527-16	60	100/250	100	0.50 1000	15	100	—	625	1.0	TO-92
8	BC141-16	BC161-16	60	100/250	100	1.40 1000	25	50	—	800	5.0	TO-39
9		2N4032	60	100/300	100	0.15 150	20	150	—	800	4.0	TO-39
10	BC141-25	BC161-25	60	150/400	100	1.40 1000	25	50	—	800	5.0	TO-39
11	BC537-25	BC527-25	60	160/400	100	0.50 1000	15	100	—	625	1.0	TO-92
12		2N2904A	60	40/120	150	0.40 150	8.0	200	110	600	3.0	TO-39
13		2N2906A	60	40/120	150	0.40 150	8.0	200	110	400	1.8	TO-18
14		2N2905A	60	100/300	150	0.40 150	8.0	200	110	600	3.0	TO-39
15		PN2905A	60	100/300	150	0.40 150	8.0	150	110	625	1.0	TO-92
16		2N2907A	60	100/300	150	0.40 150	8.0	200	110	400	1.8	TO-18
17		PN2907A	60	100/300	150	0.40 150	8.0	150	110	625	1.0	TO-92
18		BC143	60	20/-	200	0.60 200	—	—	—	700	3.0	TO-39
19		BC287	60	20/200	500	0.45 500	13(Typ)	200(Typ)	—	800	4.0	TO-39
20	2N3568		60	40/120	150	0.25 150	20	60	—	300	0.8	TO-105
21	PN3568		60	100/300	150	0.18 150	15	250	—	625	1.0	TO-92
22	PE6020		60	100/300	150	0.18 150	15	250	—	625	1.0	TO-92
23	SE6020		60	100/300	150	0.18 150	15	250	1000	300	0.8	TO-105
24	BC142		60	20/-	200	0.40 200	—	—	—	800	5.0	TO-39
25	BC286		60	20/180	500	0.40 500	12(Typ)	100(Typ)	—	800	4.0	TO-39
26		BFX41	75	40/-	100	0.50 500	20	100	400	800	4.0	TO-39
27		BFX40	75	60/-	500	0.50 500	20	150	—	800	4.0	TO-39
28		2N4356	80	50/250	10	0.15 150	30	100	—	350	0.8	TO-105
29		BC528-6	80	40/100	100	0.50 1000	15	100	—	625	1.0	TO-92
30	BC538	BC528	80	40/400	100	0.50 1000	15	100	—	625	1.0	TO-92

FAIRCHILD TRANSISTORS

SMALL SIGNAL

GENERAL PURPOSE AMPLIFIER AND SWITCHING TRANSISTORS

(BY ASCENDING V_{CE0}) (Cont'd)

(ALSO SEE LOW LEVEL AND HIGH VOLTAGE SECTION)

Item	DEVICE NO. Polarity		V_{CE0} (V_{CER}) V Min	hFE (h_{fe}) Min/Max	@ I_C mA	$V_{CE(sat)}$ V @ I_C Max mA		C_{ob} pF Max	f_T MHz Min	t_{off} ns Max	P_D T_A T_C 25°C 25°C mW W		Package No.
	NPN	PNP				Max	Max				25°C	25°C	
1	MPSA06	MPSA56	80	50/-	100	0.25	100	—	50	—	625	1.0	TO-92
2	BC538-10	BC528-10	80	63/160	100	0.50	1000	15	100	—	625	1.0	TO-92
3		2N4033	80	100/300	100	0.15	150	20	150	—	800	4.0	TO-39
4	BC538-16	BC528-16	80	100/250	100	0.50	1000	15	100	—	625	1.0	TO-92
5	BC538-25	BC528-25	80	160/400	100	0.50	1000	15	100	—	625	1.0	TO-92
6	2N4410		80	60/400	10	0.20	1.0	12	60	—	625	—	TO-92
7	2N3020		80	40/120	150	0.20	150	12	80	—	800	5.0	TO-39
8	2N1893		80	40/120	150	5.00	150	15	50	—	800	3.0	TO-39
9	PE6021		80	100/300	150	0.18	150	15	250	1000	625	1.0	TO-92
10	SE6021		80	100/300	150	0.18	150	15	250	1000	300	0.8	TO-105
11	2N3019		80	100/300	150	0.20	150	12	100	—	800	5.0	TO-39
12	2N2405		90	60/200	150	0.50	150	15	200	—	800	2.4	TO-39

LOW LEVEL, LOW NOISE AMPLIFIER TRANSISTORS (BY ASCENDING V_{CE0})

Item	DEVICE NO. Polarity		V_{CE0} V Min	hFE Min/Max	@ I_C mA	hFE @ I_C mA		NF dB Max	@ f kHz	NF dB Max	@ f kHz	Package No.
	NPN	PNP				Min/Max	Max					
13	2N5133		18	60/1000	1.0	—	—	—	—	—	—	TO-106
14	BC208		20	90 (Typ)/-	0.01	110/800	2.0	10	1.0	—	—	TO-106
15	BC208A		20	90 (Typ)/-	0.01	110/220	2.0	10	1.0	—	—	TO-106
16	BC208B	BC205B	20	150 (Typ)/-	0.01	200/450	2.0	10	1.0	—	—	TO-106
17	BC208C		20	270 (Typ)/-	0.01	420/800	2.0	10	1.0	—	—	TO-106
18	BC209		20	150 (Typ)/-	0.01	200/800	2.0	4.0	1.0	4.0	WB	TO-106
19	BC209B		20	150 (Typ)/-	0.01	200/450	2.0	4.0	1.0	4.0	WB	TO-106
20	BC209C		20	270 (Typ)/-	0.01	420/450	2.0	4.0	1.0	4.0	WB	TO-106
21	BC319	BC322	20	150 (Typ)/-	0.01	200/800	2.0	4.0	1.0	4.0	WB	TO-92
22	BC319B	BC322B	20	150 (Typ)/-	0.01	200/450	2.0	4.0	1.0	4.0	WB	TO-92
23	BC319C	BC322C	20	270 (Typ)/-	0.01	420/800	2.0	4.0	1.0	4.0	WB	TO-92
24	BC522		20	—	—	400/2000	2.0	3.0	1.0	3.0	WB	TO-92
25	BC522C		20	—	—	400/800	2.0	3.0	1.0	3.0	WB	TO-92
26	BC522D		20	—	—	750/1550	2.0	3.0	1.0	3.0	WB	TO-92

FAIRCHILD TRANSISTORS

SMALL SIGNAL LOW LEVEL, LOW NOISE AMPLIFIER TRANSISTORS (BY ASCENDING V_{CE0}) (Cont'd)

Item	DEVICE NO. Polarity		V_{CE0} V Min	hFE Min/Max	@ I_C mA	hFE Min/Max	@ I_C mA	NF dB Max	@ f kHz	NF dB Max	@ f kHz	Package No.
	NPN	PNP										
1	BC522E		20	—	—	1200/2200	2.0	3.0	1.0	3.0	WB.	TO-92
2	BC113		20	120/-	0.1	200/-	1.0	2.5(Typ)	1.0	—	—	TO-106
3		BC205	20	80 (Typ)/-	0.01	110/500	2.0	10	1.0	—	—	TO-106
4		BC205A	20	80 (Typ)/-	0.01	110/220	2.0	10	1.0	—	—	TO-106
5		BC205C	20	80 (Typ)/-	0.01	400/800	2.0	10	1.0	—	—	TO-106
6		BC179	20	120/460	2.0	—	—	4.0	1.0	4.0	WB	TO-18
7		BC179A	20	120/220	2.0	—	—	4.0	1.0	4.0	WB	TO-18
8		BC179B	20	180/460	2.0	—	—	4.0	1.0	4.0	WB	TO-18
9		BC178	25	70/460	2.0	—	—	10	1.0	—	—	TO-18
10		BC178VI	25	70/140	2.0	—	—	10	1.0	—	—	TO-18
11		BC178A	25	120/220	2.0	—	—	10	1.0	—	—	TO-18
12		BC178B	25	180/460	2.0	—	—	10	1.0	—	—	TO-18
13	BC114		25	120/-	0.1	200/-	10	3.0	1.0	—	—	TO-106
14	2N5089		25	400/1200	0.1	400/-	10	—	—	2.0	WB	TO-92
15	2N3565		25	70/-	0.1	150/600	1.0	—	—	—	—	TO-106
16	PN3565		25	70/-	0.1	150/600	1.0	—	—	—	—	TO-92
17	SE4010		25	200/1000	1.0	—	—	3.0	1.0	—	—	TO-106
18	SE4002		25	200/1000	1.0	—	—	—	—	—	—	TO-106
19	SE4001		25	60/300	1.0	—	—	—	—	—	—	TO-106
20	BC115		30	50/-	1.0	50/-	100	—	—	—	—	TO-105
21	BC318	BC321	30	90 (Typ)/-	0.01	110/800	2.0	6.0	1.0	—	—	TO-92
22	BC318A	BC321A	30	90 (Typ)/-	0.01	110/220	2.0	6.0	1.0	—	—	TO-92
23	BC318B	BC321B	30	150 (Typ)/-	0.01	200/450	2.0	6.0	1.0	—	—	TO-92
24	BC318C		30	270 (Typ)/-	0.01	420/800	2.0	6.0	1.0	—	—	TO-92
25	SE4023		30	900/-	0.01	1200/2200	10	3.0	1.0	8.0	0.01	TO-106
26	2N5088		30	300/900	0.1	300/-	10	—	—	3.0	WB	TO-92
27		BC321C	30	80(Typ)/-	0.01	400/800	2.0	6.0	1.0	—	—	TO-92
28		2N5138	30	50/800	0.10	50/-	1.0	—	—	—	—	TO-106
29		PN5138	30	50/800	0.10	50/-	1.0	—	—	—	—	TO-92
30		BC153	40	50/-	0.10	50/-	10	1.0	1.0	—	—	TO-106
31		BC154	40	160/-	0.10	160/-	10	2.5	1.0	—	—	TO-106
32		2N4250	40	250/700	0.10	250/-	1.0	2.0	1.0	2.0	WB	TO-106

FAIRCHILD TRANSISTORS

SMALL SIGNAL

LOW LEVEL, LOW NOISE AMPLIFIER TRANSISTORS (BY ASCENDING V_{CE0}) (Cont'd)

Item	DEVICE NO. Polarity		V_{CE0} V Min	hFE @ I_C mA		hFE @ I_C mA		NF @ f dB kHz		NF @ f dB kHz		Package No.
	NPN	PNP		Min/Max	Min/Max	Min/Max	Max	Max	Max			
1		PN4250	40	250/700	0.10	250/-	1.0	2.0	1.0	2.0	WB	TO-92
2		2N4248	40	50/-	0.10	50/-	1.0	—	—	—	—	TO-106
3		PN4248	40	50/-	0.10	50/-	1.0	—	—	—	—	TO-92
4	BC207	BC204	45	90(Typ)/-	0.01	50/450	2.0	10	1.0	—	—	TO-106
5	BC207A	BC204A	45	90(Typ)/-	0.01	110/220	2.0	10	1.0	—	—	TO-106
6	BC207B	BC204B	45	150(Typ)/-	0.01	200/450	2.0	10	1.0	—	—	TO-106
7	BC317	BC320	45	90(Typ)/-	0.01	110/450	2.0	6.0	1.0	—	—	TO-92
8	BC317A	BC320A	45	90(Typ)/-	0.01	110/220	2.0	6.0	1.0	—	—	TO-92
9	BC317B	BC320B	45	150(Typ)/-	0.01	200/450	2.0	6.0	1.0	—	—	TO-92
10		BC177	45	70/220	2.0	—	—	10	1.0	—	—	TO-18
11		BC177VI	45	70/140	2.0	—	—	10	1.0	—	—	TO-18
12		BC177A	45	120/220	2.0	—	—	10	1.0	—	—	TO-18
13		BC177B	45	180/460	2.0	—	—	10	1.0	—	—	TO-18
14		2N3964	45	180/-	0.001	250/500	0.01	2.0	1.0	4.0	0.1	TO-18
15	2N930		45	100/300	0.01	600/-	10	—	—	3.0	WB	TO-18
16	2N5962		45	450/-	0.01	600/1400	10	3.0	1.0	3.0	WB	TO-92
17	SE4021		45	450/•	0.01	600/1400	10	3.0	1.0	3.0	WB	TO-106
18	BC523		45	180/800	2.0	100/-	0.01	—	—	—	—	TO-92
19	BC523B		45	180/400	2.0	100/-	0.01	—	—	—	—	TO-92
20	BC523C		45	380/800	2.0	100/-	0.01	—	—	—	—	TO-92
21	BC521		45	600/1400	10	350/-	0.01	3.0	1.0	—	—	TO-92
22	BC521C		45	380/800	2.0	350/-	0.01	3.0	1.0	3.0	WB	TO-92
23	BC521D		45	750/1500	2.0	350/-	0.01	3.0	1.0	3.0	WB	TO-92
24	2N5210		50	200/600	0.1	250/-	10	3.0	1.0	2.0	WB	TO-92
25	2N5209		50	100/300	0.1	150/-	10	4.0	1.0	3.0	WB	TO-92
26		2N5087	50	250/800	0.10	250/-	10	2.0	1.0	2.0	WB	TO-92
27		2N5086	50	150/500	0.10	150/-	10	3.0	1.0	3.0	WB	TO-92
28		BC526	50	40/-	0.01	(100/600)	2.0	—	—	—	—	TO-92
29		BC526A	50	40/-	0.01	(100/300)	2.0	—	—	10	WB	TO-92
30		EN3962	60	60/-	0.01	100/300	0.01	3.0	1.0	10	0.1	TO-106
31		2N4250A	60	250/700	0.10	250/-	1.0	2.0	1.0	2.0	WB	TO-106
32		2N4249	60	100/300	0.10	100/-	1.0	3.0	1.0	3.0	WB	TO-106

FAIRCHILD TRANSISTORS

SMALL SIGNAL

LOW LEVEL, LOW NOISE AMPLIFIER TRANSISTORS (BY ASCENDING V_{CE0}) (Cont'd)

Item	DEVICE NO. Polarity		V_{CE0} V Min	h_{FE} @ I_C mA		h_{FE} @ I_C mA		NF @ f dB kHz		NF @ f dB kHz		Package No.
	NPN	PNP		Min/Max	Min/Max	Min/Max	Max	Max	Max			
1		PN4249	60	100/300	0.10	100/-	1.0	3.0	1.0	3.0	WB	TO-92
2		2N3965	60	180/-	0.001	250/500	0.01	2.0	1.0	4.0	0.1	TO-18
3		BFX37	60	70/300	0.01	100/-	1.0	3.0	1.0	3.0	WB	TO-18
4		2N3962	60	60/-	0.001	100/300	0.01	3.0	1.0	10	0.1	TO-18
5	2N5961		60	100/-	0.01	150/950	10	6.0	1.0	—	—	TO-92
6	SE4020		60	100/-	0.01	150/950	10	6.0	1.0	—	—	TO-106
7	2N2484		60	100/500	0.01	250/-	1.0	2.0	10	3.0	WB	TO-18
8	EN2484		60	100/500	0.01	250/-	1.0	2.0	10	3.0	WB	TO-106
9	PN2484		60	100/500	0.01	250/-	1.0	2.0	10	3.0	WB	TO-92
10	BC520		60	150/700	10	100/-	0.01	3.0	1.0	3.0	WB	TO-92
11	BC520B		60	180/460	2.0	100/-	0.01	3.0	1.0	3.0	WB	TO-92
12	BC520C		60	380/800	2.0	100/-	0.01	3.0	1.0	3.0	WB	TO-92
13	2N3117		60	250/500	0.01	400/-	1.0	1.0	1.0	1.0	10	TO-18

HIGH VOLTAGE AMPLIFIER TRANSISTORS (BY ASCENDING V_{CE0})

Item	DEVICE NO. Polarity		V_{CE0} V Min	h_{FE} @ I_C mA		f_T MHz Min	C_{ob} pF Max	P_D T_A 25°C mW	T_C 25°C W	Package No.
	NPN	PNP		Min/Max	Min/Max					
14		MPSL51	100	40/250	50	60	8.0	625	1.0	TO-92
15	MPSL01		120	50/300	10	60	8.0	814	1.79	TO-92
16	2N5830		120	80/500	25	100	40	814	1.79	TO-92
17		BC530	120	40/180	10	100	6.0	625	1.0	TO-92
18		2N5400	120	40/180	10	100	6.0	625	1.0	TO-92
19	BFY57		125	30/150	30	40	12	800	5.0	TO-39
20	BC532		140	60/250	10	100	6.0	814	1.79	TO-92
21	2N5550		140	60/250	10	100	6.0	814	1.79	TO-92
22	2N3114		150	30/120	30	40	9.0	800	5.0	TO-39
23		BC531	150	60/240	10	100	6.0	625	1.0	TO-92
24		PN4888	150	40/400	10	30	4.0	625	1.0	TO-92
25		2N5401	150	60/240	10	100	6.0	625	1.0	TO-92
26		PN4889	150	80/300	10	40	4.0	625	1.0	TO-92
27	BF257		160	40/150	10	40	3.5	1000	7.0	TO-39

FAIRCHILD TRANSISTORS

SMALL SIGNAL

HIGH VOLTAGE AMPLIFIER TRANSISTORS (BY ASCENDING V_{CEO}) (Cont'd)

Item	DEVICE NO. Polarity		V _{CEO} V Min	hFE Min/Max	@ I _C mA	f _T MHz Min	C _{ob} pF Max	P _D		Package No.
	NPN	PNP						T _A 25°C mW	T _C 25°C W	
1	BC533		160	80/250	10	100	6.0	814	1.79	TO-92
2	MPS5551M		160	80/250	10	100	6.0	814	1.79	TO-92
3	2N5831		160	80/250	10	100	4.0	814	1.79	TO-92
4	2N5832		160	175/500	10	100	4.0	814	1.79	TO-92
5	2N5833		180	50/250	10	100	4.0	814	1.79	TO-92
6	BF336		180	20/-	30	80	(3.5)	800	—	TO-39
7	BD115		180	22/-	50	—	3.5	—	6.0	TO-39
8	BF337		200	20/-	30	80	(3.5)	800	—	TO-39
9	2N4926		200	20/200	30	30	(6.0)	1000	7.0	TO-39
10	MPSA43		200	50/200	30	50	4.0	878	2.08	TO-92
11		MPSA93	200	30/150	30	50	8.0	625	1.0	TO-92
12	SE7055		220	40/150	10	40	(3.5)	1000	7.0	TO-39
13	PE7058		220	40/220	30	40	4.0	1230	4.17	TO-92
14	BF338		225	20/-	30	80	(3.5)	800	—	TO-39
15	BF258		250	40/150	10	40	3.5	1000	7.0	TO-39
16	2N4927		250	20/200	30	30	(6.0)	1000	7.0	TO-39
17	2N5059		250	30/150	30	30	10	1000	5.0	TO-39
18	2N5058		300	35/150	30	30	10	1000	5.0	TO-39
19	MPSA42		300	40/200	30	50	3.0	878	2.08	TO-92
20	PE7059		300	40/200	30	40	4.0	1230	4.17	TO-92
21	BF259		300	25/-	30	90 (Typ)	4.2	1000	7.0	TO-39
22		MPSA92	300	25/-	30	50	6.0	625	1.0	TO-92
23	SE7056		300	40/100	10	40	(3.0)	1000	7.0	TO-39

NPN RF-IF AMPLIFIER AND OSCILLATOR TRANSISTORS (BY ASCENDING FREQUENCY)

Item	DEVICE NO.	PG [GMA] (OSC POWER) dB Min	@ f MHz	V _{CEO} V Min	f _T MHz Min	C _{ob} [C _{ce}] (C _{cb}) pF Max	NF dB Max	@ f MHz	P _D T _A 25°C mW	Package No.
25	BF152	28	10.7	12	600	1.2	—	—	310	TO-106

FAIRCHILD TRANSISTORS

SMALL SIGNAL

NPN RF-IF AMPLIFIER AND OSCILLATOR TRANSISTORS (BY ASCENDING FREQUENCY) (Cont'd)

Item	DEVICE NO.	PG @ f [GMA] (OSC POWER)		V _{CEO} V Min	f _T MHz Min	C _{ob} [C _{ce}] (C _{cb}) pF Max	NF dB Max	@ f MHz	P _D T _A 25°C mW	Package No.
		dB Min	MHz							
1	BF159	22	40	20	600	1.2	3.5 (Typ)	60	310	TO-106
2	BF163	22	40	40	400	0.8 (Typ)	3.0 (Typ)	40	310	TO-106
3	PE5025	25	45	30	300	(1.1)	—	—	425 (65°C)	TO-92
4	FTR118	27	45	20	300	(0.2) (Typ)	5.0	45	500	TO-92
5	BF167	27	45	30	300	0.22	3.0 (Typ)	45	175	TO-72
6	PE5030B	28	45	40	600	(0.4)	—	—	425 (65°C)	TO-92
7	BF222	20 (Typ)	100	50	400	0.4 (Typ)	5.0	0.1	310	TO-72
8	2N3563	14	200	12	600	1.7	—	—		TO-106
9	2N5179	15	200	12	900	(1.0)	4.5	200	250	TO-72
10	2N918	15	200	15	600	1.7	6.0	60	200	TO-72
11	PN918	15	200	15	600	1.7	6.0	60	625	TO-92
12	BF162	15	200	40	400	1.2	5.5	200	310	TO-106
13	PN3690	15	200	40	400	1.6	5.5	200	200	TO-92
14	FTR168	16	200	300	400	0.12 (Typ)	4.0	200	500	TO-92
15	2N5130	17	200	12	450	(1.7)	—	—	200	TO-106
16	SE5020	20	200	20	375	0.5	3.3	200	175	TO-18
17	FTR158	20	200	20	300	(0.20) (Typ)	3.3	200	500	TO-92
18	SE5035	22	200	30	600	0.3	—	—	200	TO-18
19	FTR129	22	200	30	600	(0.20) (Typ)	4.5	200	500	TO-92
20	PE5031	22	200	30	600	(0.4)	4.5	200	425 (65°C)	TO-92
21	2N2857	12.5	450	15	1000	(1.0)	4.5	450	250	TO-72
22	2N3839	12.5	450	15	1000	(1.0)	3.4	450	250	TO-72
23	2N3880	14	450	15	1200	(.75)	3.5	450	250	TO-72
24	2N5031	14	450	10	1000	(1.5)	2.5	450	250	TO-72
25	FMT1090	14 (Typ)	450	14	1400 (Typ)	(1.2)	4.0	450	600	TO-92
26	FMT1091	15 (Typ)	450	14	1400 (Typ)	(1.2)	3.5	450	600	TO-92
27	FMT1190	12.5 (Typ)	450	12	1400 (Typ)	(1.2)	5.0	450	600	TO-92
28	FMT2060	15 (Typ)	450	14	1000	(1.0)	2.8 (Typ)	450	240	TO-120
29	FMT2080	13.0 (Typ)	450	14	1400 (Typ)	(0.9)	2.0 (Typ)	450	200	TO-72
30	FMT2085	13.0 (Typ)	450	14	1400 (Typ)	(1.0)	2.0 (Typ)	450	400	TO-92

FAIRCHILD TRANSISTORS

SMALL SIGNAL

NPN RF-IF AMPLIFIER AND OSCILLATOR TRANSISTORS (BY ASCENDING FREQUENCY) (Cont'd)

Item	DEVICE NO.	PG [GMA] (OSC POWER)		V _{CEO} V Min	f _T MHz Min	C _{ob} [C _{ce}] (C _{cb}) pF Max	NF dB Max	@ f MHz	P _D T _A 25°C mW	Package No.
		dB Min	@ f MHz							
1	FMT2090	13.0 (Typ)	450	14	1400 (Typ)	(0.8)	2.0 (Typ)	450	240	TO-120
2	2N5770	15	500	15	900	—	6.0	60	625	TO-92
3	PN3563	(30)	500	12	600	1.7	6.0	60	625	TO-92
4	PN918	(30)	500	15	600	1.7	6.0	60	625	TO-92
5	SE3002	(3.0)	930	12	600	1.7	—	—	200	TO-106
6	FMT1061	—	—	14	1000	(1.0)	3.5	450	250	TO-72
7	FMT1061A	13.8 (Typ)	1000	14	1300	(1.0)	3.0	450	250	TO-72
8	FTR129A	—	—	35	1000 (Typ)	(0.40) (Typ)	—	—	500	TO-92
9	2N3570	—	—	15	1500	(0.75)	7.0	1000	250	TO-72
10	2N3571	—	—	15	1200	(0.85)	4.0	450	250	TO-72
11	2N3572	—	—	13	1000	(0.85)	6.0	450	250	TO-72
12	2N3683	—	—	12	1000	2.0	4.0	200	250	TO-72

DUAL TRANSISTORS (BY ASCENDING V_{CEO})

Item	DEVICE NO. Polarity		V _{CEO} V Min	h _{FE} Min/Max	@ I _C mA	Matching		Package No.
	NPN	PNP				h _{FE} %	V _{BE} mV	
13	MD2369A		15	40/120	10	10	5.0	TO-78
14	MD2369B		15	40/120	10	20	10	TO-78
15	MD918A		15	50/-	1.0	10	5.0	TO-78
16	MD918B		15	50/-	1.0	20	5.0	TO-78
17	MD2218A		40	40/120	150	—	—	TO-78
18	MD2219A		40	100/300	150	—	—	TO-78
19	2N2913		45	60/240	0.01	—	—	TO-78
20	2N2917		45	60/240	0.01	20	10	TO-78
21	2N2915		45	60/240	0.01	10	3.0	TO-78
22	2N2914		45	150/300	0.01	—	—	TO-78
23	2N2918		45	150/300	0.01	20	5.0	TO-78
24		2N4020	45	250/600	0.01	20	5.0	TO-78
25		2N4023	45	250/600	0.1	10	3.0	TO-78
26	*2N2919		60	60/240	0.01	10	3.0	TO-39

*Also available in JAN, JTX and TXV.

FAIRCHILD TRANSISTORS

SMALL SIGNAL

DUAL TRANSISTORS (BY ASCENDING V_{CEO}) (Cont'd)

Item	DEVICE NO. Polarity		V _{CEO} V Min	hFE Min/Max	@ I _C mA	Matching		Package No.
	NPN	PNP				hFE %	V _{BE} mV	
1	*2N2920		60	150/300	0.01	10	3.0	TO-78
2	*2N2920A		60	150/300	0.01	10	1.5	TO-78
3		2N3800	60	150/450	0.1	—	—	TO-71
4		2N3806	60	150/450	0.1	—	—	TO-78
5		2N3802	60	150/450	0.1	20	8.0	TO-71
6		2N3808	60	150/450	0.1	20	8.0	TO-78
7		2N3804	60	150/450	0.1	10	5.0	TO-71
8		2N3810	60	150/450	0.1	10	5.0	TO-78
9		2N4025	60	250/600	0.1	10	3.0	TO-78
10		2N3805	60	300/900	0.1	10	5.0	TO-71
11		2N3811	60	300/900	0.1	10	5.0	TO-78
12		2N4017	80	100/350	0.01	—	—	TO-78

UNMATCHED QUAD TRANSISTORS (BY ASCENDING V_{CEO})

Item	DEVICE NO. Polarity		V _{CEO} V Min	hFE Min/Max	@ I _C mA	V _{CE} (sat) @ I _C		Package No.
	NPN	PNP				V Max	@ I _C mA	
13	FPQ3724	FPQ3467	40	30/-	500	0.5	500	TO-116
14	FPQ2222	FPQ2907	40	100/-	150	0.4	150	TO-116
15	FPQ3725	FPQ3468	50	20/-	500	0.5	500	TO-116

NPN DARLINGTON TRANSISTORS (BY ASCENDING V_{CEO})

Item	DEVICE NO.	V _{CEO} V Min	hFE Min/Max	@ I _C mA	V _{CE} (sat) V Max	@ I _C mA	Package No.
16	MPSA12	20	20000/-	10	1.0	10	TO-92
17	MPSA13	30	5000/-	10	1.5	100	TO-92
18	MPSA14	30	10000/-	10	1.5	100	TO-92
19	2N997	40	7000/70000	100	1.6	100	TO-18
20	2N2725	45	2000/10000	10	1.0	10	TO-72

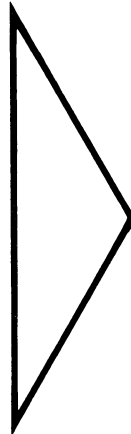

*Also available in JAN, JTX and TXV.

FAIRCHILD TRANSISTORS

SMALL SIGNAL

NPN AND PNP TRANSISTOR DICE (BY APPLICATION)

Item	DEVICE NO.	Pol.	Basic Standard Device	V _{CEO} V Min	I _{CBO} nA Max	@ V _{CB} V	h _{FE} Min/Max	@ I _C mA	Chip Size Mils	Basic Application
1	DN2484	NPN	2N2484	60	20	45	250/-	1.0	17.5x17.5	Low Level, Low Noise Amp.
2	DN3962	PNP	2N3962	60	20	50	100/450	1.0	11x24	Low Level, Low Noise Amp.
3	DN918	NPN	2N918	15	20	15	20/-	3.0	9x14	R. F. Amp.
4	DN3904	NPN	2N3904	40	50	30	100/300	10	11x18	General Purpose Amp.
5	DN3906	PNP	2N3906	40	50	30	100/300	10	11x20	General Purpose Amp.
6	DN2222A	NPN	2N2222A	40	20	60	100/300	100	15x16.5	G. P. Amp. and Switch
7	DN2907	PNP	2N2907	40	20	50	100/300	100	19x19	G. P. Amp. and Switch
8	DN3019	NPN	2N3019	80	20	90	100/300	100	30x30	G. P. Amp. and Switch
9	DN4033	PNP	2N4033	80	50	60	100/300	100	24x30	G. P. Amp. and Switch
10	DN3930	PNP	2N3930	180	20	100	80/300	10	22x22	High Voltage Amp. and Switch
11	DN2369A	NPN	2N2369A	15	400	20	40/120	10	9x14	High Speed Sat. Switch
12	DN4209	PNP	2N4209	15	20	8.0	35/-	1.0	9.5x14.5	High Speed Sat. Switch
13	DN3014	NPN	2N3014	20	300	20	30/120	30	13.5x13.5	High Speed Sat. Switch
14	DN3725	NPN	2N3725	50	1700	60	60/150	100	27x27	High Speed Core Driver
15	DN3468	PNP	2N3468	50	100	30	25/-	100	27x33	High Speed Core Driver



PRODUCT INDEX	
DIODES	
TRANSISTORS	
OPTOELECTRONICS	
CHARGE-COUPLED DEVICES	
HYBRIDS	
LINEAR	
INTERFACE	
DIGITAL	
MEMORIES	1
MICROCOMPUTERS	1
AEROSPACE AND DEFENSE	1
LOGIC/CONNECTION DIAGRAMS	1
ORDERING INFORMATION AND PACKAGE OUTLINES	1
FAIRCHILD FIELD SALES OFFICES, REPRESENTATIVES AND DISTRIBUTORS	1



FAIRCHILD OPTOELECTRONICS

OPTO

LED VISIBLE LAMPS

Item	DEVICE NO.	Lens Characteristic	I _F mA Typ	Luminous Intensity I _F = 20mA mcd Typ	V _F I _F = 20mA V Typ	Package No.
1	FLV104A	Clear	100	(4.0mW/sr)	2.0	Opto-8
2	FLV110	Red Diffused	20	2.0	1.7	Opto-5
3	FLV111	Clear Point Source	20	2.0	1.7	Opto-5
4	FLV112	Clear Diffused	20	2.0	1.7	Opto-5
5	FLV117	Red Diffused	50	1.0	1.9	Opto-5
6	FLV140	Red Diffused	20	2.0	1.7	Opto-4
7	FLV141	Red Point Source	20	2.0	1.7	Opto-4
8	FLV150	Red Diffused	20	2.0	1.7	Opto-4
9	FLV151	Red Point Source	20	2.0	1.7	Opto-4
10	FLV152	Red Point Source	20	3.0	1.7	Opto-4
11	FLV160	Red Diffused	20	2.0	1.7	Opto-7
12	FLV161	Red Point Source	20	2.0	1.7	Opto-7
13	FLV251	Red Point Source	10	5.0	2.1	Opto-4
14	FLV252	Red Point Source	10	8.0	2.1	Opto-4
15	FLV310	Green Diffused	20	3.2	2.3	Opto-5
16	FLV311	Green Point Source	20	3.2	2.3	Opto-5
17	FLV315	Green Diffused	20	2.5	3.0	Opto-5
18	FLV340	Green Diffused	20	3.2	2.3	Opto-4
19	FLV341	Green Point Source	20	3.2	2.3	Opto-4
20	FLV350	Green Diffused	20	3.2	2.3	Opto-6
21	FLV351	Green Point Source	20	3.2	2.3	Opto-6
22	FLV355	Green Diffused	20	2.5	3.0	Opto-6
23	FLV360	Green Diffused	20	3.2	2.3	Opto-7
24	FLV361	Green Point Source	20	3.2	2.3	Opto-7
25	FLV365	Green Diffused	20	2.5	3.0	Opto-7
26	FLV410	Yellow Diffused	20	3.2	2.3	Opto-5
27	FLV411	Yellow Point Source	20	3.2	2.3	Opto-5
28	FLV440	Yellow Diffused	20	3.2	2.3	Opto-4
29	FLV441	Yellow Point Source	20	3.2	2.3	Opto-4

FAIRCHILD OPTOELECTRONICS

OPTO

LED VISIBLE LAMPS (Cont'd)

Item	DEVICE NO.	Lens Characteristic	I _F mA Typ	Luminous Intensity I _F = 20mA mcd Typ	V _F V Typ	Package No.
1	FLV450	Yellow Diffused	20	3.2	2.3	Opto-6
2	FLV451	Yellow Point Source	20	3.2	2.3	Opto-6
3	FLV460	Yellow Diffused	20	3.2	2.3	Opto-7
4	FLV461	Yellow Point Source	20	3.2	2.3	Opto-7
5	FLV510	Red Diffused	10	3.0	1.9	Opto-5
6	FLV511	Red Point Source	10	3.0	1.9	Opto-5
7	FLV540	Red Diffused	10	3.0	1.9	Opto-4
8	FLV541	Red Point Source	10	3.0	1.9	Opto-4
9	FLV550	Red Diffused	10	3.0	1.9	Opto-6
10	FLV551	Red Point Source	10	3.0	1.9	Opto-6
11	FLV560	Red Diffused	10	3.0	1.9	Opto-7
12	FLV561	Red Point Source	10	3.0	1.9	Opto-7
13	MV5050	Clear Point Source	20	2.0	1.7	Opto-9
14	MV5051	Clear Diffused	20	1.6	1.7	Opto-9
15	MV5052	Red Point Source	20	2.0	1.7	Opto-9
16	MV5053	Red Diffused	20	1.6	1.7	Opto-9
17	MV5054-1	Red Semi-Diffused	20	2.0	1.7	Opto-10
18	MV5054-2	Red Semi-Diffused	20	3.0	1.7	Opto-10
19	MV5054-3	Red Semi-Diffused	20	4.0	1.7	Opto-10
20	MV5152	Amber Point Source	20	16.0	1.9	Opto-10
21	MV5153	Amber Diffused	20	4.0	1.9	Opto-9
22	MV5154	Amber Semi-Diffused	20	8.0	1.9	Opto-10
23	MV5252	Green Point Source	20	6.0	2.3	Opto-10
24	MV5253	Green Diffused	20	1.5	2.3	Opto-9
25	MV5254	Green Semi-Diffused	20	3.0	2.3	Opto-10
26	MV5352	Yellow Point Source	20	10.0	2.3	Opto-10
27	MV5353	Yellow Diffused	20	6.0	2.3	Opto-9
28	MV5354	Yellow Semi-Diffused	20	10.0	2.3	Opto-10
29	MV5752	Red Point Source	20	16.0	1.9	Opto-10
30	MV5753	Red Diffused	20	4.0	1.9	Opto-9

FAIRCHILD OPTOELECTRONICS

OPTO

LED VISIBLE LAMPS (Cont'd)

Item	DEVICE NO.	Lens Characteristic	I _F mA Typ	Luminous Intensity I _F = 20mA mcd Typ	V _F V Typ	Package No.
1	MV5754	Red Semi-Diffused	20	8.0	1.9	Opto-10
2	TIL209A	Red Diffused T-1	20	2.0	1.7	Opto-11
3	TIL211	Green Diffused T-1	20	0.5	1.7	Opto-11
4	TIL213	Yellow Diffused T-1	20	0.5	1.7	Opto-11

LED LAMP MOUNTING HARDWARE

Item	DEVICE NO.	Panel Thickness	Panel Hole	Description	Package No.
5	FLS010	.060 to .250	.265 ±.002	Single-Part Construction (Flat Black Finish)	Opto-1
6	FLS011	0.187	.250 ±.003	3-Piece Construction: Hex Nut, Threaded Barrel and Bezel (Bezel in Silver Finish)	Opto-2
7	FLS012	0.187	.250 ±.003	3-Piece Construction: Hex Nut, Threaded Barrel and Bezel (Bezel in Black Finish)	Opto-2
8	MP52	0.125	.250 ±.003	Mounting Clip for MV Series Lamps	Opto-3

7-SEGMENT NUMERIC DISPLAYS

Item	DEVICE NO.	Character Height Inches	Polarity	Color	Description	Decimal Point	Peak Current/Seg Pulse = 100μs mA	V _F I _F = 20mA/Seg V	Luminous Intensity/Seg I _F = 20mA μcd	Logic/Connection Diagram	Package No.
9	FND350	0.362	CA	Red	7-Segment Display	RH	200	1.7	450	O1	Opto-12
10	FND351	0.362	CA	Red	Overflow ±1 Digit	RH	200	1.7	450	O2	Opto-12
11	FND357	0.362	CC	Red	7-Segment Display	RH	200	1.7	450	O1	Opto-12
12	FND358	0.362	CC	Red	Overflow ±1 Digit	RH	200	1.7	450	O2	Opto-12
13	FND360	0.362	CA	Red	7-Segment Display	RH	200	1.7	900	O1	Opto-12
14	FND361	0.362	CA	Red	Overflow ± Digit	RH	200	1.7	900	O2	Opto-12
15	FND367	0.362	CC	Red	7-Segment Display	RH	200	1.7	900	O1	Opto-12
16	FND368	0.362	CC	Red	Overflow ±1 Digit	RH	200	1.7	900	O2	Opto-12
17	FND500	0.500	CC	Red	7-Segment Display	RH	200	1.7	600	O3	Opto-13
18	FND501	0.500	CC	Red	Overflow ±1 Digit	RH	200	1.7	600	O4	Opto-13
19	FND507	0.500	CA	Red	7-Segment Display	RH	200	1.7	600	O3	Opto-13
20	FND508	0.500	CA	Red	Overflow ±1 Digit	RH	200	1.7	600	O4	Opto-13

FAIRCHILD OPTOELECTRONICS

OPTO

7-SEGMENT NUMERIC DISPLAYS (Cont'd)

Item	DEVICE NO.	Character Height Inches	Polarity	Color	Description	Decimal Point	Peak Current/Seg Pulse = 100 μ s mA	V _F = 20mA/Seg V	Luminous Intensity/Seg IF = 20mA μ cd	Logic/Connection Diagram	Package No.
1	FND530	0.500	CC	Grn	7-Segment Display	RH	80	2.2	2000	O3	Opto-13
2	FND531	0.500	CC	Grn	Overflow ± 1 Digit	RH	80	2.2	2000	O4	Opto-13
3	FND537	0.500	CA	Grn	7-Segment Display	RH	80	2.2	2000	O3	Opto-13
4	FND538	0.500	CA	Grn	Overflow ± 1 Digit	RH	80	2.2	2000	O4	Opto-13
5	FND540	0.500	CC	Yel	7-Segment Display	RH	80	2.2	2000	O3	Opto-13
6	FND541	0.500	CC	Yel	Overflow \pm Digit	RH	80	2.2	2000	O4	Opto-13
7	FND547	0.500	CA	Yel	7-Segment Display	RH	80	2.2	2000	O3	Opto-13
8	FND548	0.500	CA	Yel	Overflow \pm Digit	RH	80	2.2	2000	O4	Opto-13
9	FND550	0.500	CC	Amb	7-Segment Display	RH	80	2.2	2000	O3	Opto-13
10	FND551	0.500	CC	Amb	Overflow ± 1 Digit	RH	80	2.2	2000	O4	Opto-13
11	FND557	0.500	CA	Amb	7-Segment Display	RH	80	2.2	2000	O3	Opto-13
12	FND558	0.500	CA	Amb	Overflow ± 1 Digit	RH	80	2.2	2000	O4	Opto-13
13	FND560	0.500	CC	Red	7-Segment Display	RH	200	2.2	1200	O3	Opto-13
14	FND561	0.500	CC	Red	Overflow ± 1 Digit	RH	200	1.7	1200	O4	Opto-13
15	FND567	0.500	CA	Red	7-Segment Display	RH	200	1.7	1200	O3	Opto-13
16	FND568	0.500	CA	Red	Overflow ± 1 Digit	RH	200	1.7	1200	O4	Opto-13
17	FND800	0.800	CC	Red	7-Segment Display	RH	200	1.7	600	O5	Opto-14
18	FND807	0.800	CA	Red	7-Segment Display	RH	200	1.7	600	O5	Opto-14
19	FND847	0.800	CA	Red	7-Segment Display	LH	200	1.7	600	O6	Opto-14
20	FND850	0.800	CC	Red	7-Segment Display	LH	200	1.7	600	O6	Opto-14
21	FND6710	0.560	CA	Red	Dual Digit Display	RH	200	1.7	500	O10	Opto-16
22	FND6730*	0.560	CA	Red	1 $\frac{1}{2}$ Digit ± 18 Display	RH	200	1.7	500	—	—
23	FND6740	0.560	CC	Red	Dual Digit Display	RH	200	1.7	500	O10	Opto-16
24	FND6750*	0.560	CC	Red	1 $\frac{1}{2}$ Digit ± 18 Display	RH	200	1.7	500	—	—
25	MAN71A	0.300	CA	Red	7-Segment Display	RH	200	1.7	450	O7	Opto-15
26	MAN72A	0.300	CA	Red	7-Segment Display	LH	200	1.7	450	O7	Opto-15
27	MAN73A	0.300	CA	Red	Overflow ± 1 Digit	None	200	1.7	450	O8	Opto-15
28	MAN74A	0.300	CC	Red	7-Segment Display	RH	200	1.7	450	O9	Opto-15

* Available 2nd Half, 1978

FAIRCHILD OPTOELECTRONICS

OPTO

7-SEGMENT NUMERIC DISPLAY ARRAYS

Item	DEVICE NO.	Digits	AM/PM	V _F I _F = 8.0 mA V Typ	Luminous Intensity/Seg μcd @mA Typ		Seg/Seg Match Typ	No. of Pins	Logic/Connection Diagram	Package No.
1	FCS6400	4	No	1.7	200	10	±33%	34	O17	Opto-24
2	FCS6401	3 1/2	Yes	1.7	200	10	±33%	34	O18	Opto-25
3	FCS8000	3 1/2	Yes	1.65	350	8.0	±33%	34	O11	Opto-17
4	FCS8024	4	No	1.65	350	8.0	±33%	34	O12	Opto-18
5	FNA3420 ⁽³⁾	4	No	1.7	600	20	±33%	13	—	—
6	FNA5420	4	No	1.7	600	20	±33%	13	O13	Opto-20
7	FNA5421	3 1/2	No	1.7	600	20	±33%	13	O14	Opto-21
8	FNA5427	4	No	1.7	600	20	±33%	13	O13	Opto-20
9	FNA5428	3 1/2	No	1.7	600	20	±33%	13	O14	Opto-21
10	FNA5520	5	No	1.7	600	20	±33%	14	O15	Opto-22
11	FNA5521	4 1/2	No	1.7	600	20	±33%	14	O16	Opto-23
12	FNA5527	5	No	1.7	600	20	±33%	14	O15	Opto-22
13	FNA5528	4 1/2	No	1.7	600	20	±33%	14	O16	Opto-23

LIQUID CRYSTAL DISPLAYS

Item	DEVICE NO. (1,2)	Description	Digit Height Hr./Min	(mm) s	Logic/Connection Diagram	Package No.
14	FLC3503-1	Ladies 3 1/2 Digit	3.3	—	O19	Opto-38
15	FLC3505-1	Mens 3 1/2 Digit	4.6	—	O20	Opto-39
16	FLC3505-2	Mens 3 1/2 Digit	5.1	—	O21	Opto-40
17	FLC3507-1 ⁽³⁾	Mens 3 1/2 Digit	6.7	—	—	—
18	FLC5505-1	Mens 5 1/2 Digit	5.1	3.6	O22	Opto-41
19	FLC5505-3 ⁽³⁾	Mens 5 1/2 Digit	5.3	3.8	—	—
20	FLC6005-2	Mens 6 Digit	4.6	3.1	O23	Opto-42
21	FLC6005-3 ⁽³⁾	Mens 6 Digit	4.5	3.1	—	—
22	FLC8004-1 ⁽³⁾	8 Digit Calculator	3.5	—	—	—
23	FLC8006-1 ⁽³⁾	8 Digit Calculator	6.0	—	—	—

1. With polarizers attached, device code is followed by -P.

2. Electrical Characteristics:

Operating voltage range	3V to 6V
Visual threshold voltage (90% on)	2.8V Max
Operating frequency range	25Hz to 1KHz
Operating temperature range	-10° to 80°C

3. Consult factory.

OPTO

COUPLERS—TRANSISTOR OUTPUT

Item	DEVICE NO.	MAX RATINGS @ T _A = 25°C					V _{ISO} kV
		P _D mW	I _C mA	V _{CEO} V	V _R V	I _F mA	
1	FCD810 ⁽¹⁾	250	25	20	3.0	60	1.5ac
2	FCD810A ⁽¹⁾	250	25	20	3.0	60	1.5
3	FCD810B ⁽¹⁾	250	25	20	3.0	60	2.5
4	FCD810C ⁽¹⁾	250	25	20	3.0	60	5.0
5	FCD810D ⁽¹⁾	250	25	20	3.0	60	6.0
6	FCD820 ^(1,3)	250	25	30	3.0	60	1.5ac
7	FCD820A ⁽¹⁾	250	25	30	3.0	60	1.5
8	FCD820B ⁽¹⁾	250	25	30	3.0	60	2.5
9	FCD820C ⁽¹⁾	250	25	30	3.0	60	5.0
10	FCD820D ⁽¹⁾	250	25	30	3.0	60	6.0
11	FCD825 ^(1,5)	250	25	30	3.0	60	1.5ac
12	FCD825A ^(1,5)	250	25	30	3.0	60	1.5
13	FCD825B ^(1,5)	250	25	30	3.0	60	2.5
14	FCD825C ^(1,5)	250	25	30	3.0	60	5.0
15	FCD825D ^(1,5)	250	25	30	3.0	60	6.0
16	FCD830 ^(2,3)	250	25	30	3.0	60	1.5
17	FCD830A ⁽²⁾	250	25	30	3.0	60	1.5ac
18	FCD830B ⁽²⁾	250	25	30	3.0	60	2.5
19	FCD830C ⁽²⁾	250	25	30	3.0	60	5.0

1. Standard transistor output
2. High speed transistor output
guaranteed 2.0 μs max t_r and t_f with 100 Ω R_L
8.0 μs typ at 1K Ω R_L
3. CTR guaranteed with transistor in saturation
4. JEDEC registered data and conditions
5. CTR typ at 1.0mA = 40%

FAIRCHILD OPTOELECTRONICS

COUPLED CHARACTERISTICS				INPUT DIODE CHARACT.		OUTPUT TRANSISTOR CHARACT.			Logic/Connection Diagram	Package No.
Min Current Transfer Ratio I _C /I _F %	@ I _F mA	@ V _{CE} V	t _r , t _f μs Typ	V _F V Max	@ I _F mA	V _{CE(sat)} V Max	@ I _C mA	@ I _F mA		
10	10	10	4.0	1.5	10	0.7	2.6	50	O24	Opto-37
10	10	10	4.0	1.5	10	0.7	2.6	50	O24	Opto-37
10	10	10	4.0	1.5	10	0.7	1.6	50	O24	Opto-37
10	10	10	4.0	1.5	10	0.7	2.6	50	O24	Opto-37
10	10	10	4.0	1.5	10	0.7	2.6	50	O24	Opto-37
20	10	0.4	2.5	1.5	60	0.4	2.0	10	O24	Opto-37
20	10	10	2.5	1.5	60	0.4	2.2	15	O24	Opto-37
20	10	10	2.5	1.5	60	0.4	2.2	15	O24	Opto-37
20	10	10	2.5	1.5	60	0.4	2.2	15	O24	Opto-37
20	10	10	2.5	1.5	60	0.4	2.2	15	O24	Opto-37
20	10	10	2.5	1.5	60	0.4	2.2	15	O24	Opto-37
50	10	10	3.0	1.5	60	0.4	2.0	10	O24	Opto-37
50	10	10	3.0	1.5	60	0.4	2.0	10	O24	Opto-37
50	10	10	3.0	1.5	60	0.4	2.0	10	O24	Opto-37
50	10	10	3.0	1.5	60	0.4	2.0	10	O24	Opto-37
50	10	10	3.0	1.5	60	0.4	2.0	10	O24	Opto-37
50	10	10	3.0	1.5	60	0.4	2.0	10	O24	Opto-37
20	10	0.4	1.6	1.5	60	0.4	2.0	10	O24	Opto-37
20	10	10	1.6	1.5	60	0.4	2.2	15	O24	Opto-37
20	10	10	1.6	1.5	60	0.4	2.2	15	O24	Opto-37
20	10	10	1.6	1.5	60	0.4	2.2	15	O24	Opto-37

OPTO

COUPLERS—TRANSISTOR OUTPUT (Cont'd)

Item	DEVICE NO.	MAX RATINGS @ T _A = 25°C					V _{ISO} kV
		P _D mW	I _C mA	V _{CEO} V	Diode V _R V I _F mA		
1	FCD830D ⁽²⁾	250	25	30	3.0	60	6.0
2	FCD831 ⁽²⁾	250	25	30	3.0	60	1.5ac
3	FCD831A ⁽²⁾	250	25	30	3.0	60	1.5
4	FCD831B ⁽²⁾	250	25	30	3.0	60	2.5
5	FCD831C ⁽²⁾	250	25	30	3.0	60	5.0
6	FCD831D ⁽²⁾	250	25	30	3.0	60	6.0
7	FCD836 ⁽²⁾	250	25	20	3.0	60	1.5ac
8	FCD836C ⁽²⁾	250	25	20	3.0	60	5.0
9	FCD836D ⁽²⁾	250	25	20	3.0	60	6.0
10	4N25 ⁽⁴⁾	250	—	30	3.0	80	2.5
11	4N26 ⁽⁴⁾	250	—	30	3.0	80	1.5
12	4N27 ⁽⁴⁾	250	—	30	3.0	80	1.5
13	4N28 ⁽⁴⁾	250	—	30	3.0	80	0.5
14	4N35 ⁽⁴⁾	400	—	30	6.0	60	3.5
15	4N36 ⁽⁴⁾	400	—	30	6.0	60	2.5
16	4N37 ⁽⁴⁾	400	—	30	6.0	60	1.5
17	IL1	200	—	30	3.0	150	2.5
18	IL12	200	—	30	3.0	150	1.0
19	IL15	200	—	30	3.0	150	1.5

1. Standard transistor output
2. High speed transistor output
guaranteed 2.0 μs max t_r and t_f with 100 Ω R_L
8.0 μs typ at 1K Ω R_L
3. CTR guaranteed with transistor in saturation
4. JEDEC registered data and conditions
5. CTR typ at 1.0mA = 40%

FAIRCHILD OPTOELECTRONICS

COUPLED CHARACTERISTICS				INPUT DIODE CHARACT.		OUTPUT TRANSISTOR CHARACT.			Logic/ Connection Diagram	Package No.
Min Current Transfer Ratio I_C/I_F %	@ I_F mA	@ V_{CE} V	t_r, t_f μs Typ	V_F V Max	@ I_F mA	$V_{CE(sat)}$ V Max	@ I_C mA	@ I_F mA		
20	10	10	1.6	1.5	60	0.4	2.2	15	O24	Opto-37
10	10	10	1.6	1.5	60	0.5	2.0	50	O24	Opto-37
10	10	10	1.6	1.5	60	0.5	2.0	50	O24	Opto-37
10	10	10	1.6	1.5	60	0.5	2.0	50	O24	Opto-37
10	10	10	1.6	1.5	60	0.5	2.0	50	O24	Opto-37
10	10	10	1.6	1.5	60	0.5	2.0	50	O24	Opto-37
6.0	10	10	1.6	1.5	20	0.7	2.0	50	O24	Opto-37
6.0	10	10	1.6	1.5	20	0.7	2.0	50	O24	Opto-37
6.0	10	10	1.6	1.5	20	0.7	2.0	50	O24	Opto-37
20	10	10	2.5	1.5	50	0.5	2.0	50	O24	Opto-37
20	10	10	2.5	1.5	50	0.5	2.0	50	O24	Opto-37
10	10	10	2.5	1.5	50	0.5	2.0	50	O24	Opto-37
10	10	10	2.5	1.5	50	0.5	2.0	50	O24	Opto-37
100	10	10	8.0	1.5	10	0.3	0.5	10	O24	Opto-37
100	10	10	8.0	1.5	10	0.3	0.5	10	O24	Opto-37
100	10	10	8.0	1.5	10	0.3	0.5	10	O24	Opto-37
20	10	10	2.0	1.5	60	0.5	1.6	16	O24	Opto-37
10	10	5.0	2.0	1.5	10	0.5	2.0	50	O24	Opto-37
6.0	10	10	2.0	1.5	60	0.5	2.0	50	O24	Opto-37

4

FAIRCHILD OPTOELECTRONICS

OPTO

COUPLERS—TRANSISTOR OUTPUT (Cont'd)

Item	DEVICE NO.	MAX RATINGS @ T _A = 25°C					V _{ISO} kV
		P _D mW	I _C mA	Transistor V _{CEO} V	Diode V _R V	I _F mA	
1	IL16	200	—	30	3.0	150	1.5
2	IL74	150	—	20	3.0	150	1.5
3	H11A1	250	100	30	3.0	60	2.5
4	H11A2	250	100	30	3.0	60	1.5
5	H11A3	250	100	30	3.0	60	2.5
6	H11A4	250	100	30	3.0	60	1.5
7	MCT2	250	—	30	3.0	60	1.5
8	MCT2E	250	—	30	3.0	60	2.5
9	MCT26	250	—	30	3.0	60	1.5
10	TIL111 ⁽³⁾	250	—	30	3.0	100	1.5
11	TIL112	250	—	20	3.0	100	1.5
12	TIL114 ⁽³⁾	250	—	30	3.0	100	2.5
13	TIL115	250	—	20	3.0	100	2.5
14	TIL116	250	—	30	3.0	100	2.5
15	TIL117	250	—	30	3.0	100	2.5
16	TIL118	250	—	20	3.0	100	1.5
17	MOC1000	250	—	30	3.0	80	1.5
18	MOC1001	250	—	30	3.0	80	2.5
19	MOC1002	250	—	30	3.0	80	1.5
20	MOC1003	250	—	30	3.0	80	0.5

1. Standard transistor output
2. High speed transistor output
guaranteed 2.0 μs max t_r and t_f with 100 Ω R_L
8.0 μs typ at 1K Ω R_L
3. CTR guaranteed with transistor in saturation
4. JEDEC registered data and conditions
5. CTR typ at 1.0mA = 40%

FAIRCHILD OPTOELECTRONICS

COUPLED CHARACTERISTICS				INPUT DIODE CHARACT.	OUTPUT TRANSISTOR CHARACT.			Logic/Connection Diagram	Package No.	
Min Current Transfer Ratio I_C/I_F %	@ I_F mA	@ V_{CE} V	t_r, t_f μs Typ	V_F V Max	@ I_F mA	$V_{CE(sat)}$ V Max	@ I_C mA			@ I_F mA
6.0	10	10	2.0	1.5	60	0.5	1.6	50	O24	Opto-37
12.5	16	5.0	25.0	—	—	0.5	2.0	16	O24	Opto-37
50	10	10	2.0	1.5	10	0.4	0.5	10	O24	Opto-37
20	10	10	2.0	1.5	10	0.4	0.5	10	O24	Opto-37
20	10	10	2.0	1.5	10	0.4	0.5	10	O24	Opto-37
10	10	10	2.0	1.5	10	0.4	0.5	10	O24	Opto-37
20	10	10	2.5	1.5	20	0.4	2.0	16	O24	Opto-37
20	10	10	2.5	1.5	20	0.4	2.0	16	O24	Opto-37
6.0	10	10	2.0	1.5	20	0.5	1.6	60	O24	Opto-37
12	16	0.4	5.0	1.4	16	0.4	2.0	16	O24	Opto-37
2.0	10	5.0	15.0	1.5	10	0.5	2.0	50	O24	Opto-37
12	16	0.4	5.0	1.4	16	0.4	2.0	16	O24	Opto-37
2.0	10	5.0	15.0	1.5	10	0.5	2.0	50	O24	Opto-37
20	10	10	7.0	1.5	60	0.4	2.2	15	O24	Opto-37
50	10	10	9.0	1.4	16	0.4	0.5	10	O24	Opto-37
10	10	5.0	15.0	1.5	10	0.5	2.0	50	O24	Opto-37
20	10	10	2.8	1.5	50	0.5	2.0	50	O24	Opto-37
20	10	10	2.8	1.5	50	0.5	2.0	50	O24	Opto-37
10	10	10	2.8	1.5	50	0.5	2.0	50	O24	Opto-37
10	10	10	2.8	1.5	50	0.5	2.0	50	O24	Opto-37

4

FAIRCHILD OPTOELECTRONICS

OPTO

COUPLERS—DARLINGTON OUTPUT

Item	DEVICE NO.	MAX RATINGS @ T _A = 25°C					V _{ISO} kV
		P _D mW	I _C mA	V _{CEO} V	V _R V	I _F mA	
1	FCD850	250	125	30	3.0	80	1.5ac
2	FCD850C	250	125	30	3.0	80	5.0
3	FCD850D	250	125	30	3.0	80	6.0
4	FCD855	250	125	55	3.0	80	1.5ac
5	FCD855C	250	125	55	3.0	80	5.0
6	FCD855D	250	125	55	3.0	80	6.0
7	FCD860 ⁽³⁾	250	125	30	3.0	80	1.5ac
8	FCD860C ⁽³⁾	250	125	30	3.0	80	5.0
9	FCD860D ⁽³⁾	250	125	30	3.0	80	6.0
10	FCD865 ⁽³⁾	250	125	30	3.0	80	1.5ac
11	FCD865C ⁽³⁾	250	125	30	3.0	80	5.0
12	FCD865D ⁽³⁾	250	125	30	3.0	80	6.0
13	4N29 ⁽⁴⁾	250	125	30	3.0	80	2.5
14	4N30 ⁽⁴⁾	250	125	30	3.0	80	1.5
15	4N31 ⁽⁴⁾	250	125	30	3.0	80	1.5
16	4N32 ⁽⁴⁾	250	125	30	3.0	80	2.5
17	4N33 ⁽⁴⁾	250	125	30	3.0	80	1.5
18	H11B1	250	100	25	3.0	60	2.5
19	H11B2	250	100	25	3.0	60	1.5
20	TIL113 ⁽³⁾	250	—	30	3.0	100	1.5
21	TIL119	250	—	30	3.0	100	1.5
22	MCA230	250	—	30	3.0	60	1.5
23	MCA231 ⁽³⁾	250	50	30	3.0	60	1.5
24	MCA255	250	—	55	3.0	60	1.5

1. Standard transistor output
2. High speed transistor output
guaranteed 2 μs max t_r and t_f with 100Ω R_L
8μs typ at 1KΩ R_L
3. CTR guaranteed with transistor in saturation
4. JEDEC registered data and conditions
5. CTR typ at 1.0mA = 40%

FAIRCHILD OPTOELECTRONICS

COUPLED CHARACTERISTICS					INPUT DIODE CHARACT.		OUTPUT DARLINGTON CHARACT.		Logic/Connection Diagram	Package No.
Min Current Transfer Ratio			t_r	t_f	V_F	@ I_F	I_{CEO}	@ V_{CE}		
I_C/I_F	@ I_F	@ V_{CE}	μs	μs	V	mA	μA	V		
%	mA	V	Typ	Typ	Max		Max			
100	10	5.0	15	150	1.5	20	0.1	10	O24	Opto-37
100	10	5.0	15	150	1.5	20	0.1	10	O24	Opto-37
100	10	5.0	15	150	1.5	20	0.1	10	O24	Opto-37
100	10	5.0	15	150	1.5	20	0.1	10	O24	Opto-37
100	10	5.0	15	150	1.5	20	0.1	10	O24	Opto-37
100	10	5.0	15	150	1.5	20	0.1	10	O24	Opto-37
200	1.0	1.0	80	150	1.5	20	0.1	10	O24	Opto-37
200	1.0	1.0	80	150	1.5	20	0.1	10	O24	Opto-37
200	1.0	1.0	80	150	1.5	20	0.1	10	O24	Opto-37
400	0.5	1.0	80	150	1.5	20	0.1	10	O24	Opto-37
400	0.5	1.0	80	150	1.5	20	0.1	10	O24	Opto-37
400	0.5	1.0	80	150	1.5	20	0.1	10	O24	Opto-37
100	10	10	10	45	1.5	50	0.1	10	O24	Opto-37
100	10	10	10	45	1.5	50	0.1	10	O24	Opto-37
50	10	10	10	45	1.5	50	0.1	10	O24	Opto-37
500	10	10	10	120	1.5	50	0.1	10	O24	Opto-37
500	10	10	10	120	1.5	50	0.1	10	O24	Opto-37
500	1.0	5.0	125	100	1.5	10	0.1	10	O24	Opto-37
200	1.0	5.0	125	100	1.5	10	0.1	10	O24	Opto-37
300	10	1.0	50	50	1.5	10	0.1	10	O24	Opto-37
300	10	2.0	50	50	1.5	10	0.1	10	O24	Opto-37
100	10	5.0	5.0	35	1.5	20	0.1	10	O24	Opto-37
200	5.0	1.0	5.0	35	1.5	10	0.1	10	O24	Opto-37
100	10	5.0	5.0	35	1.5	20	0.1	10	O24	Opto-37

4

OPTO

PHOTO TRANSISTORS

Item	DEVICE NO.	Description	V_{CE0} $I_C = 1.0\text{mA}$ V		$I_{CE(H)}$ $V_{CE} = 5.0\text{V}$ mA			$V_{CE(sat)}$ $H = 20\text{mW}/\text{cm}^2$ V			t_r/t_f μs Typ	Package No.
			Min	Typ	Min	Typ	Max	Min	Typ	Max		
1	FPT100	Plastic, Dome Lens General Purpose	30	50	H = 5.0mW/cm ² 0.2	1.4	—	$I_C = 500\mu\text{A}$ —	0.16	0.3	2.8	Opto-26
2	FPT100A	Plastic, Dome Lens 1:3 Sensitivity	30	50	H = 5.0mW/cm ² 1.0	1.4	3.0	$I_C = 500\mu\text{A}$ —	0.16	0.3	2.8	Opto-26
3	FPT100B	Plastic, Dome Lens 1:2 Sensitivity	30	50	H = 5.0mW/cm ² 1.3	1.4	2.6	$I_C = 500\mu\text{A}$ —	0.16	0.3	2.8	Opto-26
4	FPT101	Miniature, .080" Dia. Hermetic Package	$I_C = 0.1\text{mA}$, $H \leq 0.1\mu\text{W}/\text{cm}^2$ 30 60		$H = 20\text{mW}/\text{cm}^2$ 0.8 3.5 —			$I_C = 0.4\text{mA}$ — 0.25 0.3			2.8	Opto-27
5	FPT102	Photodiode Hermetic Package	$I_R = 5.0\mu\text{A}$, $H \leq 0.1\mu\text{W}/\text{cm}^2$ 50 120		$V_R = -10.0\text{V}$, $H \leq 0.1\mu\text{W}/\text{cm}^2$ — 0.1nA 25nA			$V_R = -10\text{V}$ 12 μA 20 μA —			0.2	Opto-27
6	FPT110	Plastic Flat Lens General Purpose	30	50	H = 5.0mW/cm ² 0.2	0.88	—	$I_C = 500\mu\text{A}$ —	0.16	0.33	2.8	Opto-28
7	FPT110A	Plastic Flat Lens 1:3 Sensitivity	30	50	H = 5.0mW/cm ² 0.6	0.88	1.8	$I_C = 500\mu\text{A}$ —	0.16	0.33	2.8	Opto-28
8	FPT110B	Plastic Flat Lens 1:2 Sensitivity	30	50	H = 5.0mW/cm ² 0.8	0.88	1.6	$I_C = 500\mu\text{A}$ —	0.16	0.33	2.8	Opto-28
9	FPT120	Plastic, Dome Lens High Sensitivity	20	50	H = 1.0mW/cm ² 0.4	1.5	—	$I_C = 1.0\text{mA}$ —	0.25	0.55	18	Opto-26
10	FPT120A	Plastic, Dome Lens 1:3 Sensitivity	15	30	H = 1.0mW/cm ² 1.5	2.4	4.5	$I_C = 1.0\text{mA}$ —	0.25	0.55	18	Opto-26
11	FPT120B	Plastic, Dome Lens 1:1.5 Sensitivity	15	30	H = 1.0mW/cm ² 2.0	2.4	4.0	$I_C = 1.0\text{mA}$ —	0.25	0.55	18	Opto-26
12	FPT120C	Plastic Cup, Dome Lens	11	20	H = 5.0mW/cm ² 16	—	25	$I_C = 1.0\text{mA}$ —	0.35	0.55	18	Opto-26
13	FPT130	Plastic, Flat Lens High Sensitivity	20	50	H = 1.0mW/cm ² 0.4	0.9	—	$I_C = 1.0\text{mA}$ —	0.25	0.55	18	Opto-28
14	FPT130A	Plastic, Flat Lens 1:3 Sensitivity	15	30	H = 1.0mW/cm ² 0.9	1.5	2.7	$I_C = 1.0\text{mA}$ —	0.25	0.55	18	Opto-28
15	FPT130B	Plastic, Flat Lens 1:2 Sensitivity	15	30	H = 1.0mW/cm ² 1.2	1.5	2.4	$I_C = 1.0\text{mA}$ —	0.25	0.55	18	Opto-28
16	FPT131	Plastic, Dome Lens	15	50	H = 5.0mW/cm ² 0.1	1.4	—	$I_C = 500\mu\text{A}$ —	0.16	0.7	2.8	Opto-26
17	FPT132	Plastic, Dome Lens	10	30	H = 1.0mW/cm ² 0.2	1.5	—	$I_C = 1.0\text{mA}$ —	0.15	0.7	18	Opto-26
18	FPT136	Plastic, Flat Lens	15	50	H = 5.0mW/cm ² 0.1	0.88	—	$I_C = 500\mu\text{A}$ —	0.16	0.7	2.8	Opto-28

OPTO

PHOTO TRANSISTORS (Cont'd)

Item	DEVICE NO.	Description	V _{CEO} I _C = 1.0mA V		I _{CE} (It) V _{CE} = 5.0V mA			V _{CE} (sat) H = 20mW/cm ² V			t _r /t _f μs Typ	Package No.
			Min	Typ	Min	Typ	Max	Min	Typ	Max		
1	FPT137	Plastic, Flat Lens	10	30	H = 1.0mW/cm ² 0.2	0.9	—	I _C = 1.0mA —	0.15	0.7	18	Opto-28
2	FPT220	Plastic, Dome Lens 1:2 Sensitivity	20	50	H = 1.0mW/cm ² 1.0	1.5	2.0	I _C = 1.0mA —	0.25	0.55	18	Opto-26
3	FPT230	Plastic Flat Lens 1:2 Sensitivity	20	50	H = 1.0mW/cm ² 0.6	0.9	1.2	I _C = 1.0mA —	0.25	0.55	18	Opto-28
4	FPT320	Plastic, Dome Lens 1:3 Sensitivity	20	50	H = 1.0mW/cm ² 0.75	1.5	2.25	I _C = 1.0mA —	0.25	0.55	18	Opto-26
5	FPT330	Plastic, Flat Lens 1:3 Sensitivity	20	50	H = 1.0mW/cm ² 0.45	0.9	1.35	I _C = 1.0mA —	0.25	0.55	18	Opto-28
6	FPT400	Plastic, Dome Lens Photo Darlington	30	50	H = 1.0mW/cm ² 7.5	12	—	—	0.9	1.0	100	Opto-26
7	FPT410	Plastic, Flat Lens Photo Darlington	30	50	H = 1.0mW/cm ² 5.0	8.0	—	—	0.9	1.0	100	Opto-28
8	FPT500	TO-18, Dome Lens	45	60	H = 1.0mW/cm ² 1.0	—	—	—	0.2	0.33	3.0	Opto-29
9	FPT500A	TO-18, Dome Lens 1:3 Sensitivity	45	60	H = 1.0mW/cm ² 2.0	—	6.0	—	0.2	0.33	3.0	Opto-29
10	FPT510	TO-18, Flat Lens	45	60	H = 5.0mW/cm ² 0.5	—	—	—	0.2	0.33	3.0	Opto-30
11	FPT510A	TO-18, Flat Lens 1:3 Sensitivity	45	60	H = 5.0mW/cm ² 1.0	—	3.0	—	0.2	0.33	3.0	Opto-30
12	FPT520	TO-18, Dome Lens	30	50	H = 1.0mW/cm ² 5.0	—	—	—	0.2	0.33	10	Opto-29
13	FPT520A	TO-18, Dome Lens 1:3 Sensitivity	30	50	H = 1.0mW/cm ² 6.0	—	18	—	0.2	0.33	10	Opto-29
14	FPT530	TO-18, Flat Lens	30	50	H = 5.0mW/cm ² 3.0	—	—	—	0.2	0.33	10	Opto-30
15	FPT530A	TO-18, Flat Lens 1:3 Sensitivity	30	50	H = 5.0mW/cm ² 4.0	—	12	—	0.2	0.33	10	Opto-30
16	FPT540	TO-18, Dome Lens	12	20	H = 1.0mW/cm ² 8.0	—	—	—	0.35	0.55	18	Opto-29
17	FPT540A	TO-18, Dome Lens 1:3 Sensitivity	12	20	H = 1.0mW/cm ² 10	—	30	—	0.35	0.55	18	Opto-29
18	FPT550	TO-18, Flat Lens	12	20	H = 5.0mW/cm ² 8.0	—	—	—	0.35	0.55	18	Opto-30

4

FAIRCHILD OPTOELECTRONICS

OPTO

PHOTO TRANSISTORS (Cont'd)

Item	DEVICE NO.	Description	V _{CEO} I _C = 1.0mA V		I _{CE} (It) V _{CE} = 5.0V mA			V _{CE} (sat) H = 20mW/cm ² V			t _r /t _f μs Typ	Package No.
			Min	Typ	Min	Typ	Max	Min	Typ	Max		
1	FPT550A	TO-18, Flat Lens 1:3 Sensitivity	12	20	H = 5.0mW/cm ² 8.0	—	24	—	0.35	0.55	18	Opto-30
2	FPT560	TO-18, Dome Lens Photo Darlington	30	50	H = 0.5mW/cm ² 10	15	—	—	0.9	1.0	100	Opto-29
3	FPT570	TO-18, Flat Lens Photo Darlington	30	50	H = 0.5mW/cm ² 1.0	6.0	—	—	0.9	1.0	100	Opto-30
4	FPT610	Miniature, .085" x .150"	30	50	H = 5.0mW/cm ² 0.2	1.4	—	I _C = 500μA —	0.16	0.3	2.8	Opto-31
5	FPT630	X .095" Tall Flat Lens	20	50	H = 1.0mW/cm ² 0.4	0.9	—	I _C = 1.0mA —	0.25	0.55	18	Opto-31

INFRARED EMITTERS

Item	DEVICE NO.	Description	I _F mA Max	V _F I _F = 100mA V Typ	Wave Length @ Peak Emission nm Typ	Axial Intensity I _F = 100mA mW/sr Typ	Package No.
6	FPE100	Metal Header Package Wide Beam	100	1.35	890	0.3	Opto-32
7	FPE104	Lead Frame Package Narrow Beam	100	1.35	890	10	Opto-8
8	FPE106	Miniature .085" x .150" x .095" Tall Flat Lens	100	1.35	890	0.4	Opto-31
9	FPE500	TO-18, Dome Lens	250	1.35	890	10.0	Opto-29
10	FPE510	TO-18, Flat Lens	250	1.35	890	1.0	Opto-30
11	FPE520	TO-18, Dome Lens	250	1.35	940	50	Opto-29
12	FPE530	TO-18, Flat Lens	250	1.35	940	5.0	Opto-30

OPTO

SOURCE/SENSOR ARRAYS

Item	DEVICE NO.	Description	Source		Sensor		Matching Factor		Package No.
			I_F mA/cell Max	V_F V $I_F = 50\text{mA}$ Typ	$I_{CE}(It)$ H = 1.0mW/cm ² (GaAs) VCE = 5.0V mA Typ	$V_{CE}(\text{sat})$ ICE = 4.0mA V Typ	$\frac{I_{OUT}(\text{Min})}{I_{OUT}(\text{Max})}$ $I_F = 50\text{mA}, V_{CE} = 5.0\text{V}$ distance = 0.05"	Min Typ	
1	FPA100	9-Element Source/ Sensor Array 0.100" Centers	75	1.25	4.5	0.4	0.5	0.65	Opto-33 (2 pcs.)
2	FPA101	12-Element Source/ Sensor Array 0.250" Centers	75	1.25	4.5	0.4	0.5	0.65	Opto-34 (2 pcs.)
3	FPA102	10-Element Source/ Sensor Array 0.087" Centers	75	1.25	4.5	0.4	0.5	0.65	Opto-35 (2 pcs.)

SENSOR ARRAYS

Item	DEVICE NO.	Description	I_{CE} mA Max	V_{CEO} V $I_C = 1.0\text{mA}$ Typ	$I_{CE}(It)$ H=10mW/cm ² Tung. @ 2854°K mA Typ	$V_{CE}(\text{sat})$ H=20mW/cm ² IC = 500mA V Typ	Matching Factor		Package No.
							$\frac{I_{OUT}(\text{Min})}{I_{OUT}(\text{Max})}$ $I_F = 50\text{mA}, V_{CE} = 5.0\text{V}$ distance = 0.05"	Min Typ	
4	FPA700	9-Element Sensor Array 0.100" Centers	25	20	1.75	0.16	0.5	0.65	Opto-33
5	FPA700A	9-Element Sensor Array 0.100" Centers	25	20	1.75	0.16	0.75	0.85	Opto-33
6	FPA710	12-Element Sensor Array 0.250" Centers	25	20	1.75	0.16	0.5	0.65	Opto-34
7	FPA710A	12-Element Sensor Array 0.250" Centers	25	20	1.75	0.16	0.75	0.85	Opto-34
8	FPA720	10-Element Sensor Array 0.087" Centers	25	20	1.75	0.16	0.5	0.65	Opto-35
9	FPA720A	10-Element Sensor Array 0.87" Centers	25	20	1.75	0.16	0.75	0.85	Opto-35

4

FAIRCHILD OPTOELECTRONICS

OPTO

REFLECTIVE SENSORS


Item	DEVICE NO. ⁽¹⁾	Description	Diode		Photo-Transistor V _{CEO} I _{CE} = 1.0mA V Min	Combined I _{OUT} I _F = 50mA, V _{CE} = 5V distance = .40" μA μA		Package No.
			I _F mA Max	V _F I _F = 20mA V Typ		Min	Max	
1	FPA103/106	Light Reflective Transducer	75	1.25	12	20	—	Opto-36
2	FPA104/107	Light Reflective Transducer	75	1.25	12	60	180	Opto-36
3	FPA105/108	Light Reflective Transducer	75	1.25	12	80	160	Opto-36

DICE

Item	DEVICE NO.	Die Size Inches	Description
4	FLX2121	.015 x .015	A high-efficiency, long life red GaAsP LED. Typical luminous intensity = 0.7 mcd @ V _F = 1.7 V and I _F = 20 mA.
5	FNX8019	.116 x .070	GaAsP monolithic 7/9 segment display with a 5° slant. Dimensions given are digit sizes—die is larger by .008" vertical and no more than .016" in horizontal direction. Half digits (numeral-one) are available for the 0.100", and 0.116" display. The FNX8019, 8009 and 8039 are 9-segment and can be used as 7-segment. The other is 7-segment only.
6	FNX8009	.100 x .062	
7	FNX8039	.080 x .049	
8	FNX8041	.040 x .026	
9	FNX8209	.050 x .063	A current-sinking digit driver for common-cathode LED displays. The monolithic chip contains four independent npn transistors, each capable of sinking 63 mA with I _B = 1.0 mA.
10	FPX1010	.040 x .040	An npn Planar ⁽²⁾ phototransistor, h _{FE} = 100 Min; V _{CEO} = 30 V Min; V _{CBO} = 50 V Min; I _{CE(I_t)} = 0.3 mA Min @ H = 5.0 mW/cm ² (tungsten @ 2854° K); typical t _r and t _f = 3.0 μs @ I _{CE} = 4.0 mA and R _L = 100 Ω; V _{CE(sat)} = 0.4 V Max @ I _C = 500 μA.
11	FPX1011	.040 x .040	An npn Planar phototransistor with high illumination sensitivity h _{FE} = 500 Min; V _{CEO} = 12 V Min; V _{CBO} = 30 V Min; I _{CE(I_t)} = 0.3 mA Min @ H = 1.0 mW/cm ² (tungsten @ 2854° K), typical t _r and t _f = 18 μs @ I _{CE} = 4.0 mA and R _L = 100 Ω; V _{CE(sat)} = 0.5 V Max @ I _C = 500 μA.

1. FPA 106, 107, 108 have infrared filters.

2. Planar is a patented Fairchild process.



PRODUCT INDEX	1
DIODES	2
TRANSISTORS	3
OPTOELECTRONICS	4
CHARGE-COUPLED DEVICES	5
HYBRIDS	6
LINEAR	7
INTERFACE	8
DIGITAL	9
MEMORIES	10
MICROCOMPUTERS	11
AEROSPACE AND DEFENSE	12
LOGIC/CONNECTION DIAGRAMS	13
ORDERING INFORMATION AND PACKAGE OUTLINES	14
FAIRCHILD FIELD SALES OFFICES, REPRESENTATIVES AND DISTRIBUTORS	15



FAIRCHILD CHARGE-COUPLED DEVICES

CCD

LINEAR IMAGE SENSORS

A typical linear image sensor is composed of a row of image sensing elements (photosites), two analog transport registers, and an output amplifier (Figure 1). Light energy falls on the photosites and generates charge packets proportional to the light intensity. These charge packets are then transferred in parallel to two analog transport registers, which are clocked by 2-phase clocks. The packets are next delivered to an on-chip output amplifier where they are converted to proportional voltage levels. A series of pulses, amplitude modulated with the optical information, appear at the output.

Table 1 summarizes the features of the CCD110F 256-element, CCD131 1024-element and CCD121H 1728-element linear image sensors. The CCD110F and CCD121H have similar cell size and number of output amplifiers. The CCD131 has two separate output amplifiers, one for each 512-stage analog transport register, which permit higher total output data rate. The linear image sensors are packaged in hermetically sealed ceramic packages with a high quality optical glass window.

Linear sensors find applications ranging from simple optical character recognition (OCR) using the 256 x 1 device to high speed facsimile sensing using the 1728 x 1. The precise location of the photosites on the sensors allows the device to be used in high precision non-contact measurement applications such as dimensional measurements of objects, shape recognition and sorting, defect detection and so on. The three linear sensors have the same sensing element center-to-center spacing; selection is determined by the user's resolution requirement.

5

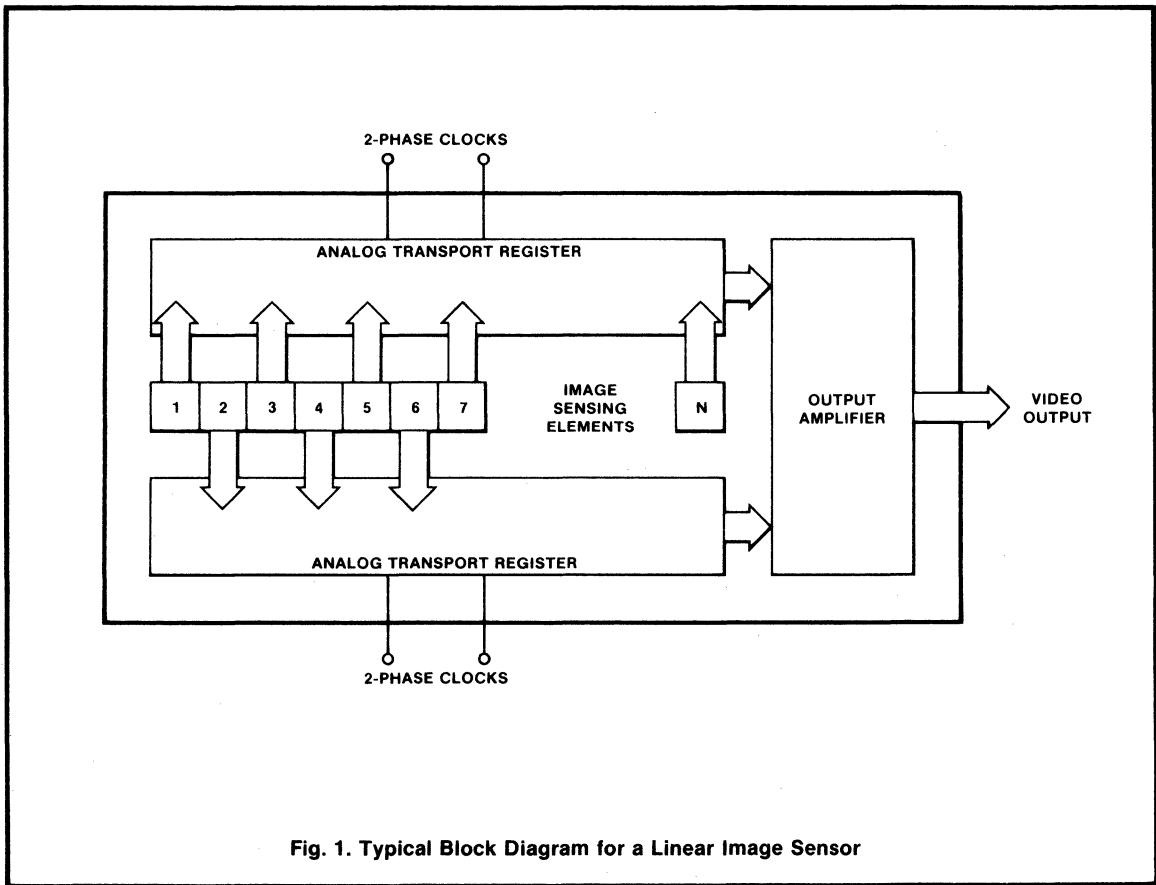


Fig. 1. Typical Block Diagram for a Linear Image Sensor

FAIRCHILD CHARGE-COUPLED DEVICES

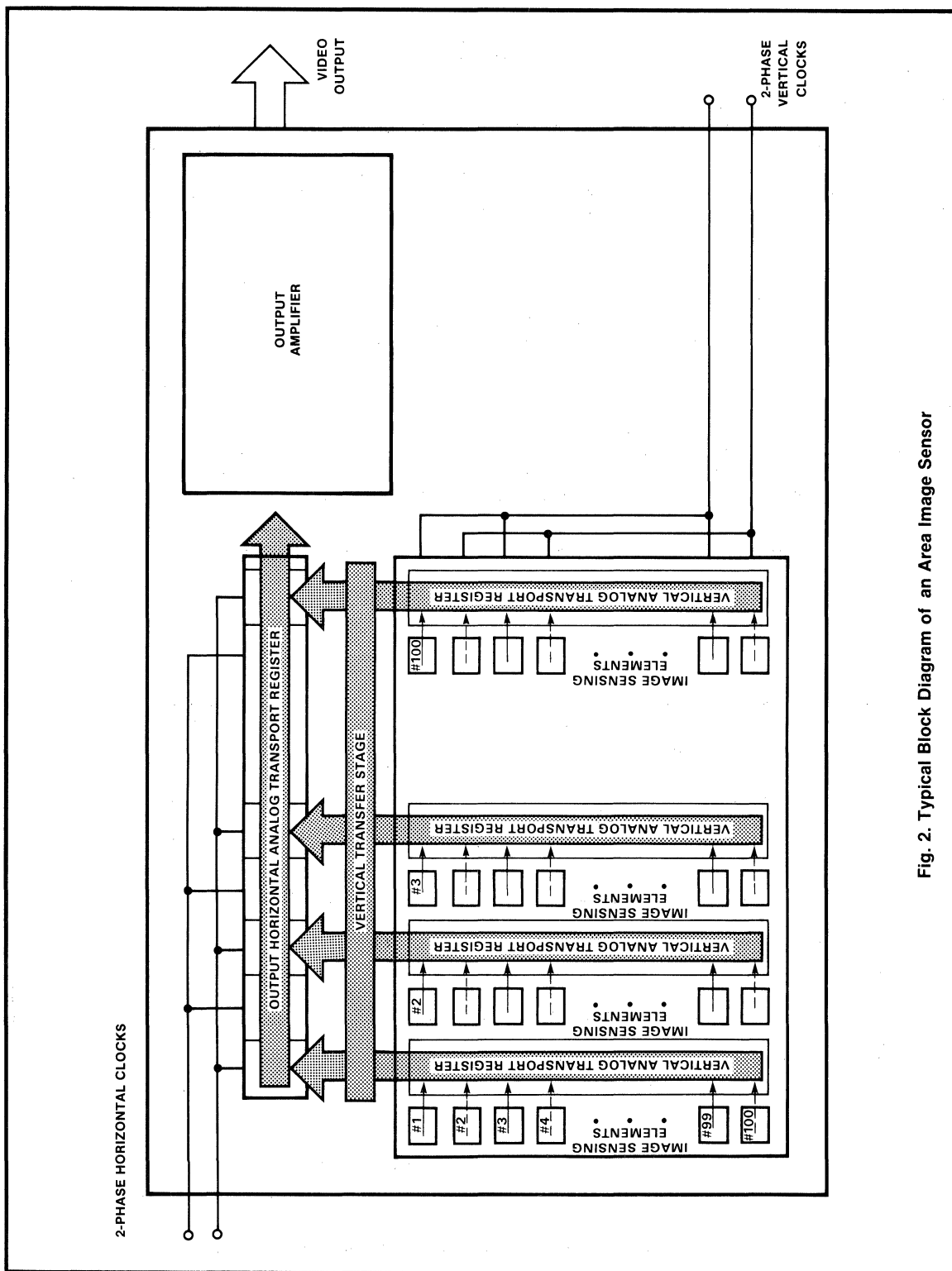


Fig. 2. Typical Block Diagram of an Area Image Sensor

FAIRCHILD CHARGE-COUPLED DEVICES

PARAMETERS	CCD110F	CCD131	CCD121H
Number of Elements	256	1024	1728
Dynamic Range	500:1	500:1	500:1
Number of Output Amplifiers	1	2	1
Package Type	Non-Hermetic	Hermetic	Hermetic
Number of Pins	18	24	24
Saturation Exposure	1.0 $\mu\text{J}/\text{cm}^2$	1.0 $\mu\text{J}/\text{cm}^2$	1.0 $\mu\text{J}/\text{cm}^2$
Saturation Output Voltage	150 mV	750 mV	750 mV
Photo Element Dimensions	13 μ X 17 μ	13 μ X 13 μ	13 μ X 17 μ
Video Data Rate	10 MHz	24 MHz	10 MHz
Design Development Board	CCD110FB	CCD131DB	CCD121HB

Table 1. Linear Image Sensors

PARAMETERS	CCD202	CCD211
Number of Elements	100 X 100	244 X 190
Dynamic Range	300:1	300:1
Package Type	Hermetic	Hermetic
Number of Pins	24	24
Saturation Exposure	0.4 $\mu\text{J}/\text{cm}^2$	0.2 $\mu\text{J}/\text{cm}^2$
Saturation Output Voltage	1,600 mV	200 mV
Photoelements Dimensions	18 μm X 30 μm	14 μm X 18 μm
Video Data Rate	2 MHz	7 MHz
Design Development Boards	CCD202DB	—

Table 2. Area Image Sensors

AREA IMAGE SENSORS

Area arrays are similar to the linear sensors except that the photosites are arranged in a matrix format and the opaque transport registers are located between the photosite columns (*Figure 2*). The charge packets are transferred to the output amplifier in two separate fields, line by line. This technique is called the interline transfer approach.

Table 2 summarizes the features of the CCD202 100 x 100 element and CCD211 244 x 190 element devices. The x-y format of the area sensors was selected to provide a 4 x 3 image aspect ratio. The highly precise location of the photosites allows precise identification of each component of the image signal, an important feature for applications requiring exact dimensional measurements. The devices are also well suited for use in video cameras that require low power, small size, high sensitivity and high reliability. Both devices are packaged in a hermetically sealed package with a high quality optical glass window.

ANALOG SHIFT REGISTERS

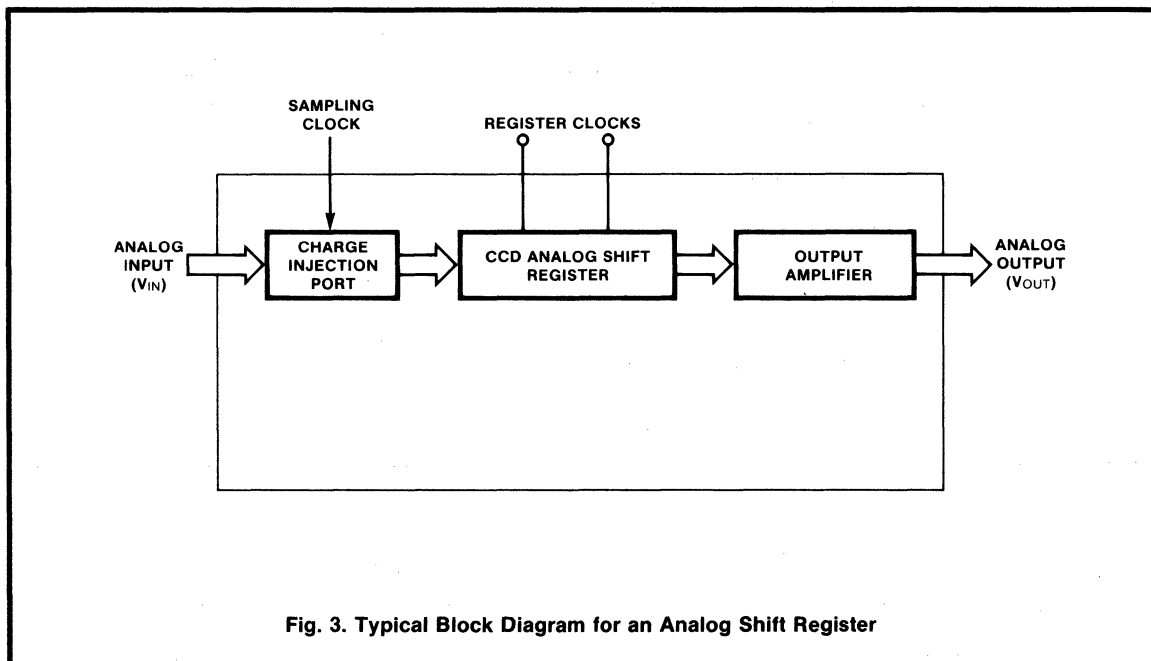
The capability to manipulate information in the form of charge packets makes CCD technology ideal for analog signal processing. In a CCD analog shift register, electrical inputs are applied to the charge-injection port which samples the input signal at a rate determined by the input signal bandwidth.

This signal is then transformed into a charge packet and injected into the register. The clocks shift the charge packet through the register to the output amplifier for conversion to an output signal voltage. A filtering or sample-and-hold technique is usually required to recover the analog information. The time delay between the input and output signals is equal to the number of elements in the CCD register (N) divided by the clock rate frequency. Since N is fixed, varying the clock rate provides a variable delay that makes the CCD shift register a powerful device for applications requiring highly precise delay of analog information.

FAIRCHILD CHARGE-COUPLED DEVICES

Figure 3 shows a typical block diagram for a CCD analog shift register. Table 3 summarizes the features of the CCD311 130/260-element device and the CCD321A 455/910-element device. The CCD321A is capable of storing one full horizontal line of video information (1H) at a 14.3 MHz data rate. The device finds applications in a wide number of video applications as replacement for glass delay lines. Such systems include comb filters, signal-to-noise enhancers and drop-out compensators for videotape recorders. Other types of applications include time-base compression and expansion systems where data can be fed to the device at one speed and fed out of the device at a different speed. Pre-processing the analog data through a CCD321A eliminates the need for expensive high speed A-to-D converters in these applications. Finally, the device can also be used in audio systems for echo-effect simulations, reverberation systems, etc.

The CCD321A comes in four different classes—the CCD321A-1 for high quality video applications, the CCD321A-2 for medium quality video applications, the CCD321A-3 for general purpose time-base compression and expansion applications and the CCD321A-4 for audio applications.



PARAMETERS	CCD311	CCD321A
Number of Elements	130 or 260	455 or 910 (Dual 455)
Number of Charge Injection Ports	2	2
Number of Outputs	1	2
Range of Clock Rates	20 KHz - 10 MHz	20 KHz - 40 MHz
Number of Pins	18	16
Signal to Noise Ratio	50 db	58 db
Video Signal Bandwidth	4.2 MHz	5.0 MHz
Differential Gain	3%	1% to 3%
Differential Phase	3°	1° to 3°
Total Harmonic Distortion	3%	<1%

Table 3. Analog Shift Registers

FAIRCHILD CHARGE-COUPLED DEVICES

DESIGN DEVELOPMENT BOARDS AND MODULES

Fairchild offers a series of printed circuit boards for use as construction aids for experimental systems using CCD linear and area image sensors. These design development boards are fully assembled and tested, and require only power supplies and an oscilloscope to display the video information corresponding to the image positioned in front of the sensor. A typical board (Figure 4) includes an on-board variable-frequency clock generator that can be overrun by an external input, logic circuitry for timing drive signals, drivers to interface the TTL logic to CCD levels, a socket for mounting the device at 90° on the edge of the board, video buffer circuits and simple video processing electronics. Design development boards are available for the CCD110F, CCD131, CCD121H and the CCD202.

To operate the board, supply +5 V, +15 V and -15 V through a 22-pin standard edge connector to the pc board. Video information, typically 1.0 V peak-to-peak, as well as synchronization pulses are supplied to the connector for display on an oscilloscope. The CCD202 board also includes sweep waveform generators for driving an x-y monitor.

In addition, Fairchild offers the CCD321VM video delay module which includes the CCD321A-2 analog shift register plus driver electronics package with VCO, drivers, device socket, video amplifiers and filters. A 1.0 V peak-to-peak input comes out 1.0 V peak-to-peak, delayed by 455 or 910 divided by the clock frequency. The CCD321VM module is capable of storing a full video line (1H) at a 14.3 MHz clock rate with a 58 dB signal-to-noise ratio and excellent linearity. Assembled and thoroughly tested, the module requires only a single power supply. Also available is the CCD321AM audio module which includes the CCD321A-4 plus driver package and processing electronics.

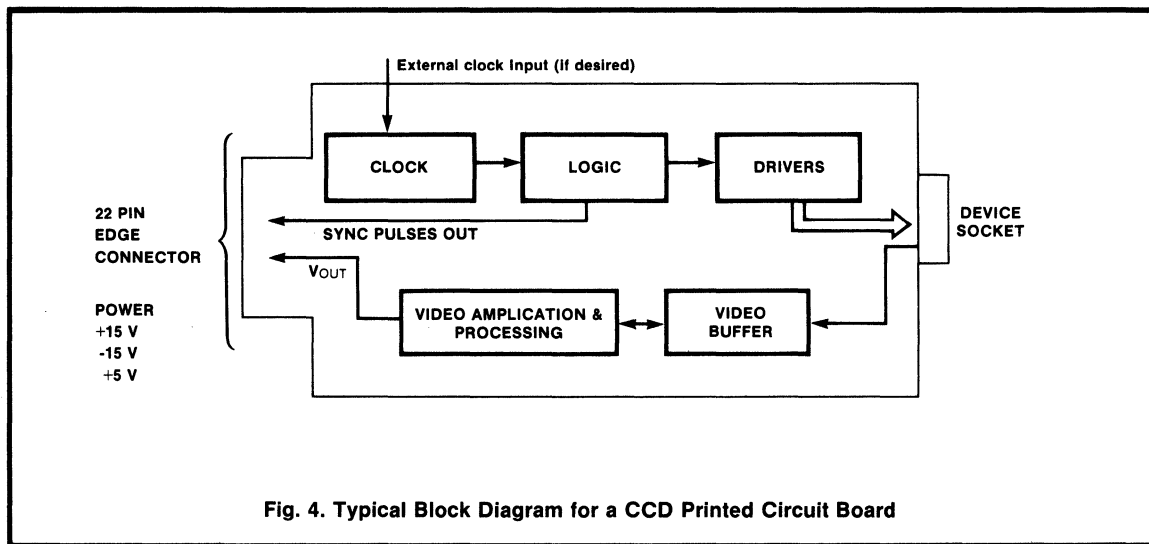


Fig. 4. Typical Block Diagram for a CCD Printed Circuit Board

LINE-SCAN CAMERA SUBSYSTEMS

There are presently three models of the line-scan camera sub-systems—the 256-element CCD1100, the 1024-element CCD1300 and the 1728-element CCD1400. The choice among them is determined primarily by resolution requirements, since each camera model offers essentially equivalent performance in other respects. The line-scan camera can be ordered with a C-mount lens with a focal length to meet the specific application.

Each camera subsystem includes a line-scan camera, a camera-control unit and interconnecting cables. Within the camera is a CCD image sensor, a logic board to provide clock signals for controlling sensor operation, and a video processing assembly to generate an analog-video and a binary-video output signal. The analog-video signal is a continuous analog representation of the spatial distribution of image brightness, obtained by sample-and-hold processing of the raw sensor output. The binary-video output, provided by a comparator, is a digital version of the analog video waveform and corresponds to black-to-white and white-to-black transitions of the analog-video signal across the threshold. The threshold adjustment can be varied across the full dynamic range of the camera.

FAIRCHILD CHARGE-COUPLED DEVICES

The camera-control unit provides the power supply voltages and interface connections for the subsystem input and output signals. It also contains the adjustment controls for camera exposure time, video data rate, the threshold voltage for the binary-video comparator, and an AGC off-on switch. The camera-to-control interconnection cable permits complete remote control of the camera by the control unit. Emulation of the control unit signals permits camera control by microcomputer.

CCD line-scan camera subsystems are being used for non-contact measurement, inspection, defect detection, shape and pattern recognition, color sorting, and for a wide variety of quality process-control industrial applications.

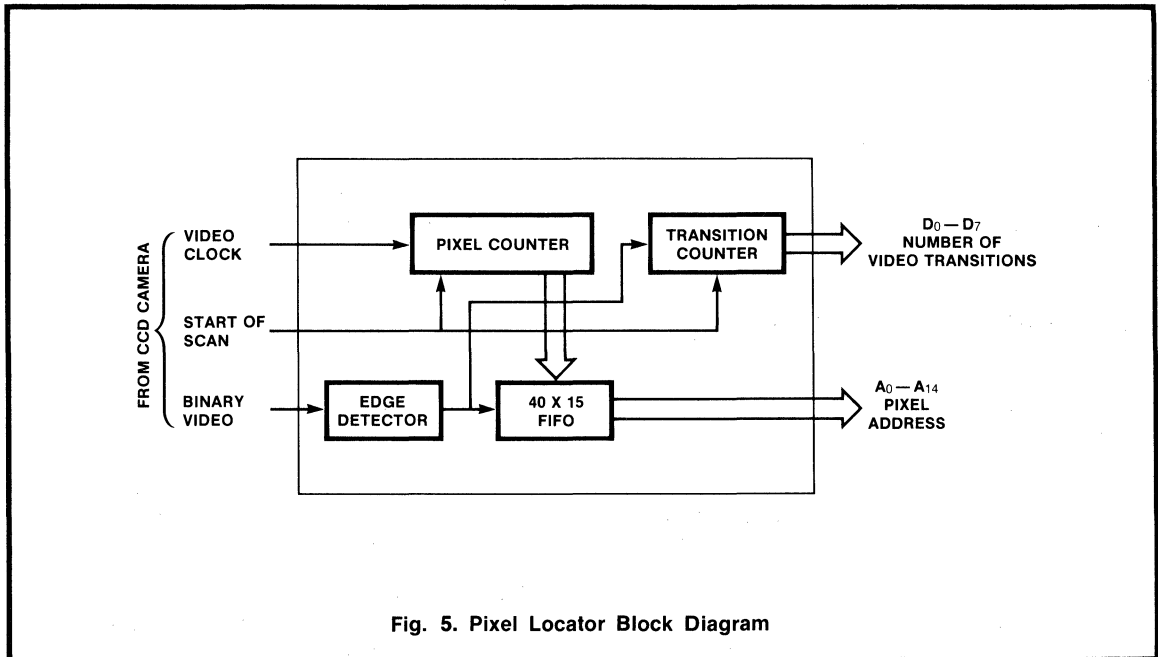
PIXEL LOCATOR


The pixel locator is an optional accessory for use with any of the Fairchild standard product line-scan camera subsystems; the 256-element CCD1100, the 1024-element CCD1300 or the 1728-element CCD1400. It is a single printed circuit board which is installed in a 3" x 6" x 10" enclosure designed as a companion to the line-scan camera control unit. All required bias-voltage and camera-signal input connections are made by a single 15-wire cable which is provided for interconnection between the pixel locator and control unit. A mating 50-pin connector is provided to allow user construction of a cable for accessing of the pixel locator I/O ports.

The primary electrical function of the pixel locator is generation of a set of digit output data words which indicate the pixel address locations where white-to-black and black-to-white transitions occur in the binary video signal from the associated line-scan camera. A pixel is a "picture element," which physically corresponds to a discrete photosite in the CCD image sensor in the camera. There are 256 pixels (hence 256 corresponding pixel addresses) in the CCD1100 camera, 1024 pixels in the CCD1300 and 1728 pixels in the CCD1400.

First-in first-out buffer memory storage provided for the set of address words detected by the pixel locator allows the users system to access address data at any rate up to 2M words per second. The sequentially available set of digital address output words permits many non-contract measurement application problems to be resolved with simple binary subtraction or digital display circuitry.

As a secondary function, the pixel locator also provides an 8-bit output word to indicate the number of video signal transitions detected in a proceeding camera line-scan readout.





PRODUCT INDEX 1

DIODES 2

TRANSISTORS 3

OPTOELECTRONICS 4

CHARGE-COUPLED DEVICES 5

HYBRIDS 6

LINEAR 7

INTERFACE 8

DIGITAL 9

MEMORIES 10

MICROCOMPUTERS 11

AEROSPACE AND DEFENSE 12

LOGIC/CONNECTION DIAGRAMS 13

ORDERING INFORMATION AND PACKAGE OUTLINES 14

FAIRCHILD FIELD SALES OFFICES, REPRESENTATIVES AND DISTRIBUTORS 15

FAIRCHILD HYBRIDS

INTERFACE

HIGH CURRENT DRIVERS

Item	DEVICE NO.	Description	Function	Input Compatibility	Output Current A (Max)	Output Standoff Voltage-V	Drivers per Package	Logic/Connection Diagram	Package(s)
1	SH2001	High Voltage, High Current	NAND	DTL,TTL	1.0	50	1	H5	TO-100
2	SH2002	High Voltage, High Current	NAND	DTL,TTL	1.0	40	1	H5	TO-100
3	SH2200	High Voltage, High Current	NAND	DTL,TTL	2.0	50	1	H5	TO-100
4	SH2201	High Voltage, High Current	NAND	DTL,TTL	2.0	100	1	H5	TO-100
5	SH3011*	Dual Hammer	Non- Inverting	TTL	5.0	80	2	H8	8-pin TO-3

ANALOG SWITCHES

Item	DEVICE NO.	Description	Input Logic	Channel Resistance Ω (Max)	Supply Voltage V	Logic/Connection Diagram	Package(s)
6	SH3002	SPDT Analog Switch	TTL	200	± 12	H6	TO-100
7	SH3003	DPST Analog Switch	TTL	200	± 12	H7	TO-100

CONSUMER

RADIO-AUDIO/TV CIRCUITS

Item	DEVICE NO.	Description	Logic/Connection Diagram	Package(s)
4	SH1549	Memory Control Hybrid	H4	1"x2" Single In-line
5	SH1552	Ladder Network for Signal Conversion	H3	1"x2" Single In-line
6	SH3006*	Wideband Amplifier/Prescaler	—	—

*To be announced

FAIRCHILD HYBRIDS

VOLTAGE REGULATORS

VOLTAGE REGULATORS

Item	DEVICE NO.	Description	Input Voltage Range-V	Output Voltage Range-V	Output Current A (Max)	Output Current Peak A (Typ)
1	SH123	3 Term. Pos. VR	7.5 to 25	5.0	3.0	8.0
2	SH223	3 Term. Pos. VR	7.5 to 25	5.0	3.0	8.0
3	SH323	3 Term. Pos. VR	7.5 to 25	5.0	3.0	8.0
4	μ A78H05	3 Term. Pos. VR	7.5 to 25	5.0	5.0	8.0
5	μ A78H05A	3 Term. Pos. VR	7.0 to 40	5.0	5.0	8.0
6	μ A78P05	3 Term. Pos. VR	7.0 to 40	5.0	10	12
7	μ A78H12	3 Term. Pos. VR	15.5 to 25	12	5.0	8.0
8	μ A78H15	3 Term. Pos. VR	18.5 to 25	15	5.0	8.0
9	SH1605*	Switching Regulator	5.0 to 40	2.0 to 20	5.0	10
10	μ A78HG	4 Term. Pos. VR	7.5 to 40	5.0 to 24	5.0	8.0
11	μ A79HG	4 Term. Neg. VR	7.0 to -40	-2.2 to -24	5.0	8.0

AMPLIFIERS

OPERATIONAL AMPLIFIER

Item	DEVICE NO.	Description	Input Offset Voltage mV	Input Offset Voltage Drift μ V/ $^{\circ}$ C	Input Offset Current nA
12	SH2714	Dual Instrumentation Amplifier	0.5	0.7	2.8

SERVO AMPLIFIER

Item	DEVICE NO.	Description	Input Offset Voltage mV	Input Offset Voltage Drift μ V/ $^{\circ}$ C	Input Offset Current-nA
13	SH3015*	Servo Amplifier	6.0	—	200

CURRENT AMPLIFIER

Item	DEVICE NO.	Function	Voltage Gain (Typ)	AC Current Gain-A/mA	Input Impedance K Ω (Typ)
14	SH0002	Current Amplifier	0.97	40	400

*To be announced

FAIRCHILD HYBRIDS

Line Regulation %	Quiescent Current mA	Ripple Rejection dB	Dropout Voltage V	Logic/ Connection Diagram	Package(s)
1	10	60	2.5	H12	TO-3
1	10	60	2.5	H12	TO-3
1	10	60	2.5	H12	TO-3
1	10	60	2.5	H12	TO-3
1	10	60	1.75	H12	TO-3
1	10	60	2.0	H12	TO-3
1	10	60	3.5	H9	TO-3
1	10	60	3.5	H9	TO-3
—	30	—	—	—	—
1	10	60	2.5	H10	4-pin TO-3
1	5	50	3.5	H11	4-pin TO-3

Input Bias Current nA	Common Mode Range V	Diff. Input Voltage V	Voltage Gain V/V	Bandwidth $A_V = \text{MHz}$	Output Current A	Logic/ Connection Diagram	Package(s)
3.0	± 30	0.3	20K	1.0	—	H2	TO-116

Input Bias Current nA	Common Mode Range V	Diff. Input Voltage V	Voltage Gain V/V	Bandwidth $A_V = \text{MHz}$	Output Current A	Logic/ Connection Diagram	Package(s)
500	± 12	—	—	—	6.0	—	—

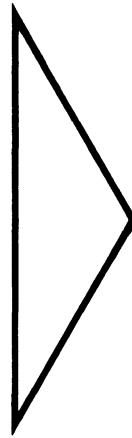

Output Impedance Ω (Typ)	Output Voltage Swing (Typ)	DC Offset Voltage mV (Typ)	Bandwidth MHz (Typ)	Logic/ Connection Diagram	Package(s)
6.0	± 11	30	50	H1	TO-99

FAIRCHILD HYBRIDS

AUTOMOTIVE

IGNITION MODULES

Item	DEVICE NO.	Description	Input Capability	Output Current A	Package(s)
1	SH4240	Ignition Module	Magnetic Pickup	2.0 to 7.0	Module A,B
2	SH4241	Ignition Module	Magnetic Pickup	2.0 to 7.0	Module A,B
3	SH4242	Ignition Module	Logic	2.0 to 7.0	Module A,B
4	SH4243	Ignition Module	Logic	2.0 to 7.0	Module A,B
5	SH4244	Ignition Module	Opto, Logic, Hall Effect	2.0 to 7.0	Module C
6	SH4245	Ignition Module	Opto, Logic, Hall Effect	2.0 to 7.0	Module C



PRODUCT INDEX	
DIODES	2
TRANSISTORS	3
OPTOELECTRONICS	4
CHARGE-COUPLED DEVICES	4
HYBRIDS	6
LINEAR	
INTERFACE	8
DIGITAL	
MEMORIES	1
MICROCOMPUTERS	1
AEROSPACE AND DEFENSE	1
LOGIC/CONNECTION DIAGRAMS	1
ORDERING INFORMATION AND PACKAGE OUTLINES	1
FAIRCHILD FIELD SALES OFFICES, REPRESENTATIVES AND DISTRIBUTORS	1



VOLTAGE REGULATORS

VOLTAGE REGULATORS (BY OUTPUT CURRENT)

Item	DEVICE NO.	Output Voltage V (Typ)	Temperature *	Line Regulation mV (Max)	Load Regulation mV (Max)	Ripple Rejection dB (Min)	Quiescent Current mA	Input Voltage Range V	Dropout Voltage V (Typ)	Logic/Connection Diagram(s)	Package(s)
Fixed Positive 100 mA											
1	μ A78L26	2.6	C, V	100	50	43	5.5	4.8 to 35	2.2	L-VR1,2	TO-39,TO-92
2	μ A78L05	5.0	C, V	150	60	41	5.5	7.2 to 35	2.2	L-VR1,2	TO-39,TO-92
3	μ A78L62	6.2	C, V	175	80	40	5.5	8.4 to 35	2.2	L-VR1,2	TO-39,TO-92
4	μ A78L82	8.2	C, V	175	80	39	5.5	10.4 to 35	2.2	L-VR1,2	TO-39,TO-92
5	μ A78L09	9.0	C, V	188	90	38	5.5	11.2 to 35	2.2	L-VR1,2	TO-39,TO-92
6	μ A78L12	12	C, V	250	100	37	6.0	14.2 to 35	2.2	L-VR1,2	TO-39,TO-92
7	μ A78L15	15	C, V	300	150	34	6.0	17.2 to 35	2.2	L-VR1,2	TO-39,TO-92
8	μ A78L18	18	C, V	300	170	33	6.0	20.2 to 40	2.2	L-VR1,2	TO-39,TO-92
9	μ A78L24	24	C, V	300	200	31	6.0	26.2 to 40	2.2	L-VR1,2	TO-39,TO-92

Fixed Positive 500 mA

10	μ A78M05	5.0	M	50	50	62	6.0	8.0 to 35	2.5	L-VR2	TO-39
11	μ A78M05	5.0	C	100	100	62	6.0	7.5 to 35	2.5	L-VR2,6	TO-39,TO-220
12	μ A78C05	5.0	M	100	50	62	6.0	8.0 to 35	3.0	L-VR6	TO-220
13	μ A78M06	6.0	M	60	60	59	6.0	9.0 to 35	2.5	L-VR2	TO-39
14	μ A78M06	6.0	C	100	120	59	6.0	8.5 to 35	2.5	L-VR2,6	TO-39,TO-220
15	μ A78C06	6.0	C, V	100	60	59	6.0	9.0 to 35	3.0	L-VR6	TO-220
16	μ A78M08	8.0	M	60	80	56	6.0	11 to 35	2.5	L-VR2	TO-39
17	μ A78M08	8.0	C	100	160	56	6.0	10.5 to 35	2.5	L-VR2,6	TO-39,TO-220
18	μ A78C08	8.0	C, V	100	80	46	6.0	11 to 35	3.0	L-VR6	TO-220
19	μ A78C10	10	C	100	100	55	6.0	13 to 35	3.0	L-VR6	TO-220
20	μ A78M12	12	M	60	120	55	6.0	15 to 35	2.5	L-VR2	TO-39
21	μ A78M12	12	C, V	100	240	55	6.0	14.5 to 35	2.5	L-VR2,6	TO-39,TO-220
22	μ A78C12	12	C	100	120	46	6.0	15 to 35	3.0	L-VR6	TO-220
23	μ A78M15	15	M	60	150	54	6.0	18 to 35	2.5	L-VR2	TO-39
24	μ A78M15	15	C	100	300	54	6.0	17.5 to 35	2.5	L-VR2,6	TO-39,TO-220

* Operating junction temperature range:

C = Commercial temperature range, 0°C to +125°C; V = Vehicular & Industrial temperature range, -40°C to +125°C; M = Extended Military, -55°C to +150°C.

FAIRCHILD LINEAR

VOLTAGE REGULATORS

VOLTAGE REGULATORS (BY OUTPUT CURRENT) (Cont'd)

Item	DEVICE NO.	Output Voltage V (Typ)	Temperature *	Line Regulation mV (Max)	Load Regulation mV (Max)	Ripple Rejection dB (Min)	Quiescent Current mA	Input Voltage Range V	Dropout Voltage V (Typ)	Logic/Connection Diagram(s)	Package(s)
Fixed Positive 500 mA (Cont'd)											
1	μA78C15	15	C	100	150	46	6.0	18 to 35	3.0	L-VR6	TO-220
2	μA78C17	17	C	100	170	52	6.0	20 to 35	3.0	L-VR6	TO-220
3	μA78C18	18	C	100	180	46	6.0	21 to 35	3.0	L-VR6	TO-220
4	μA78M20	20	M	60	200	53	6.0	23 to 40	2.5	L-VR2	TO-39
5	μA78M20	20	C	100	400	53	6.0	22.5 to 40	2.5	L-VR2,6	TO-39,TO-220
6	μA78C20	20	C	100	200	46	6.0	23 to 40	3.0	L-VR6	TO-220
7	μA78C22	22	C	100	220	53	6.0	24.5 to 40	2.5	L-VR6	TO-220
8	μA78M24	24	M	60	240	50	6.0	27 to 40	2.5	L-VR2	TO-39
9	μA78M24	24	C	100	480	50	6.0	26.5 to 40	2.5	L-VR2,6	TO-39,TO-220
10	μA78C24	24	C	100	240	46	6.0	27 to 40	3.0	L-VR6	TO-220
Fixed Negative 500 mA											
11	μA79M05	-5.0	M	50	100	54	2.0	-7.5 to -35	2.5	L-VR3	TO-39
12	μA79M05	-5.0	C	50	100	54	2.0	-7.3 to -35	2.3	L-VR3,7	TO-39
13	μA79M06	-6.0	M	60	120	54	2.0	-8.5 to -35	2.5	L-VR3	TO-39,TO-220
14	μA79M06	-6.0	C	60	120	54	2.0	-8.3 to -35	2.3	L-VR3,7	TO-220
15	μA79M08	-8.0	M	80	160	54	2.0	-10.5 to -35	2.5	L-VR3	TO-39
16	μA79M08	-8.0	C	80	160	54	2.0	-10.3 to -35	2.3	L-VR3,7	TO-39,TO-220
17	μA79M12	-12	M	80	240	54	3.0	-14.5 to -35	2.5	L-VR3	TO-39
18	μA79M12	-12	C	80	240	54	3.0	-14.3 to -35	2.3	L-VR3,7	TO-39,TO-220
19	μA79M15	-15	M	80	240	54	3.0	-17.5 to -35	2.5	L-VR3	TO-39
20	μA79M15	-15	C	80	240	54	3.0	-17.3 to -35	2.3	L-VR3,7	TO-39,TO-220
21	μA79M20	-20	M	80	300	54	3.5	-22.5 to -40	2.5	L-VR3	TO-39
22	μA79M20	-20	C	80	300	54	3.5	-22.3 to -40	2.3	L-VR3,7	TO-39,TO-220
23	μA79M24	-24	M	80	300	54	3.5	-26.5 to -40	2.5	L-VR3	TO-39
24	μA79M24	-24	C	80	300	54	3.5	-26.3 to -40	2.3	L-VR3,7	TO-39,TO-220

* Operating junction temperature range:

C = Commercial temperature range, 0°C to +125°C; V = Vehicular & Industrial temperature range, -40°C to +125°C; M = Extended Military, -55°C to +150°C.

FAIRCHILD LINEAR

VOLTAGE REGULATORS

VOLTAGE REGULATORS (BY OUTPUT CURRENT) (Cont'd)

Item	DEVICE NO.	Output Voltage V (Typ)	Temperature *	Line Regulation mV (Max)	Load Regulation mV (Max)	Ripple Rejection dB (Min)	Quiescent Current mA	Input Voltage Range V	Dropout Voltage V (Typ)	Logic/Connection Diagram(s)	Package(s)
Fixed Positive 1.0 A											
1	μA7805	5.0	M	50	50	68	6.0	8.0 to 35	3.0	L-VR10	TO-3
2	μA7805	5.0	C	100	100	62	8.0	7.5 to 35	2.5	L-VR6,10	TO-3,TO-220
3	μA309	5.0	C	50	100	—	10	—	—	L-VR10	TO-3
4	μA109	5.0	M	50	100	—	10	—	—	L-VR10	TO-3
5	μA209	5.0	V	50	100	—	10	—	—	L-VR10	TO-3
6	μA7806	6.0	M	60	60	65	6.0	9.0 to 35	3.0	L-VR10	TO-3
7	μA7806	6.0	C	120	120	59	8.0	8.5 to 35	2.5	L-VR6,10	TO-3,TO-220
8	μA7808	8.0	M	80	80	62	6.0	11 to 35	3.0	L-VR6,10	TO-3,TO-220
9	μA7808	8.0	C	160	160	56	8.0	10.5 to 35	2.5	L-VR6,10	TO-3,TO-220
10	μA7885	8.5	M	85	85	60	6.0	11.5 to 35	3.0	L-VR10	TO-3
11	μA7885	8.5	C	170	170	54	8.0	11 to 35	2.5	L-VR6,10	TO-3,TO-220
12	μA7812	12	M	120	120	61	6.0	15 to 35	3.0	L-VR10	TO-3
13	μA7812	12	C	240	240	55	8.0	14.5 to 35	2.5	L-VR6,10	TO-3,TO-220
14	μA7815	15	M	150	150	60	6.0	18 to 35	3.0	L-VR10	TO-3
15	μA7815	15	C	300	300	54	8.0	17.5 to 35	2.5	L-VR6,10	TO-3,TO-220
16	μA7818	18	M	180	180	59	6.0	21 to 35	3.0	L-VR10	TO-3
17	μA7818	18	C	360	360	53	8.0	20.5 to 35	2.5	L-VR6,10	TO-3,TO-220
18	μA7824	24	M	240	240	56	6.0	27 to 40	3.0	L-VR10	TO-3
19	μA7824	24	C	480	480	50	8.0	26.5 to 40	2.5	L-VR6,10	TO-3,TO-220
Fixed Negative 1.0 A											
20	μA7905	-5.0	M	50	50	54	2.0	-7.8 to -35	2.8	L-VR11	TO-3
21	μA7905	-5.0	C	100	100	54	2.0	-7.3 to -35	2.3	L-VR7,11	TO-3,TO-220
22	μA7906	-6.0	M	60	60	54	2.0	-8.8 to -35	2.8	L-VR11	TO-3
23	μA7906	-6.0	C	120	120	54	2.0	-8.3 to -35	2.3	L-VR7,11	TO-3,TO-220
24	μA7908	-8.0	M	80	80	54	2.0	-10.8 to -35	2.8	L-VR11	TO-3

*Operational junction temperature range:

C = Commercial temperature range, 0°C to +125°C; V = Vehicular & Industrial temperature range,

-40°C to +125°C; M = Extended Military, -55°C to +150°C.

FAIRCHILD LINEAR

VOLTAGE REGULATORS

VOLTAGE REGULATORS (BY OUTPUT CURRENT) (Cont'd)

Item	DEVICE NO.	Output Voltage V (Typ)	Temperature (1)	Line Regulation mV (Max)	Load Regulation mV (Max)	Ripple Rejection dB (Min)	Quiescent Current mA	Input Voltage Range V	Dropout Voltage V (Typ)	Logic/Connection Diagram(s)	Package(s)
Fixed Negative 1.0 A (Cont'd)											
1	μA7908	-8.0	C	160	160	54	2.0	-10.3 to -35	2.3	L-VR7,11	TO-3,TO-220
2	μA7912	-12	M	120	120	54	3.0	-14.8 to -35	2.8	L-VR11	TO-3
3	μA7912	-12	C	240	240	54	3.0	-14.3 to -35	2.3	L-VR7,11	TO-3,TO-220
4	μA7915	-15	M	150	150	54	3.0	-17.8 to -35	2.8	L-VR11	TO-3
5	μA7915	-15	C	300	300	54	3.0	-17.3 to -35	2.3	L-VR7,11	TO-3,TO-220
6	μA7918	-18	M	180	180	54	3.0	-20.8 to -35	2.8	L-VR11	TO-3
7	μA7918	-18	C	360	360	54	3.0	-20.3 to -35	2.3	L-VR7,11	TO-3,TO-220
8	μA7924	-24	M	240	240	54	3.0	-26.8 to -40	2.8	L-VR11	TO-3
9	μA7924	-24	C	480	480	54	3.0	-26.3 to -40	2.3	L-VR7,11	TO-3,TO-220
Fixed Positive 2.0 A											
10	μA78CB	13.8	C	150	150	50	8.0	17 to 25	2.5	L-VR6,10	TO-3,TO-220
Fixed Positive 3.0 A											
11	SH123	5.0	M	25	100	—	20	7.5 to 20	2.5	H12	TO-3
12	SH223	5.0	M	25	100	—	20	7.5 to 20	2.5	H12	TO-3
13	SH323	5.0	C	25	100	—	20	7.5 to 20	2.5	H12	TO-3
Fixed Positive 5.0 A											
14	μA78H05	5.0	C, M	120	50	60	10	8.5 to 25	3.5	H12	TO-3
15	μA78H05A ⁽²⁾	5.0	C, M	25	50	60	10	7.8 to 2.5	2.3	H12	TO-3
16	μA78H12	12	C	—	120	60	10	15.5 to 25	3.5	H9	TO-3
17	μA78H15	15	C	30	30	60	10	18.5 to 25	—	H9	TO-3
Fixed Positive 10 A											
18	μA78P05 ⁽²⁾	5.0	C	25	50	60	10	7.5 to 40	2.5	H12	TO-3

- Operating junction temperature range:
C = Commercial temperature range, 0°C to +125°C; V = Vehicular & Industrial temperature range, -40°C to +125°C; M = Extended Military, -55°C to +150°C.
- To be announced

FAIRCHILD LINEAR

VOLTAGE REGULATORS

VOLTAGE REGULATORS (BY OUTPUT CURRENT) (Cont'd)

Item	DEVICE NO.	Output Current (mA)	Output Voltage Range V	Temperature (1)	Line Regulation %V _{OUT}	Load Regulation %V _{OUT}	Ripple Rejection dB	Quiescent Current mA	Input Voltage Range V	Dropout Voltage V	Logic/Connection Diagram(s)	Package(s)
Positive Adjustable												
1	μA105	12	4.5 to 30	M	0.06	0.1	1.0	2.0	8.5 to 50	3.0	L-VR14	TO-99
2	μA305	12	4.5 to 30	C	0.06	0.1	1.0	2.0	8.5 to 40	3.0	L-VR14	TO-99
3	μA376	25	5.0 to 37	C	0.1	0.5	1.0	2.5	9.0 to 40	3.0	L-VR20	9T
4	μA305A	45	4.5 to 40	C	0.06	0.4	—	2.0	8.5 to 50	3.0	L-VR14	TO-99
5	μA723	150	2.0 to 37	M	0.3	0.15	58	3.5	9.5 to 40	3.0	L-VR15,17	TO-100,6A
6	μA723	150	2.0 to 37	C	0.5	0.2	58	4.0	9.5 to 40	3.0	L-VR15,17	TO-100,6A,9A
7	μA78MG	500	5.0 to 30	M	1.0	1.0	62	5.0	7.5 to 40	3.0	L-VR4	TO-39
8	μA78MG	500	5.0 to 30	C	1.0	1.0	62	5.0	7.5 to 40	2.5	L-VR4,8,18	TO-39,8Z,9V
9	μA78G	1000	5.0 to 30	M	1.0	1.0	68	5.0	7.5 to 40	2.5	L-VR12	TO-3
10	μA78G	1000	5.0 to 30	C	1.0	1.0	62	5.0	7.5 to 40	3.0	L-VR8,12	TO-3,8Z
11	μA78HG	5000	5.0 to 24	C	1.0	1.0	60	10	8.5 to 25	3.5	H10	TO-3
Negative Adjustable												
12	μA104	25	-0.015 to -40	M	0.1	5mV	1.0	5.0	-8.0 to -50	2.0	L-VR16	TO-100
13	μA304	25	-0.035 to -30	C	0.1	5mV	1.0	5.0	-8.0 to -40	2.0	L-VR16	TO-100
14	μA79MG	500	-2.23 to -30	M	1.0	1.0	50	2.5	-7.0 to -30	2.5	L-VR5	TO-39
15	μA79MG	500	-2.23 to -30	C	1.0	1.0	50	2.5	-7.0 to -30	2.3	L-VR5,9,19	TO-39,8Z,9V
16	μA79G	1000	-2.23 to -30	M	1.0	2.0	50	2.0	-7.0 to -40	2.8	L-VR13	TO-3
17	μA79G	1000	-2.23 to -30	C	1.0	2.0	50	2.0	-7.0 to -40	2.3	L-VR9,13	TO-3,8Z
18	μA79HG	5000	-2.25 to -24	C,M	1.0	1.0	50	5.0	-7.0 to -40	2.0	H11	TO-3
Adjustable Switching Regulator												
19	μA78S	1500	-1.3 to -40	M	—	—	100	2.0	-2.5 to -40	—	L-VR21	6B
20	μA78S	1500	-1.3 to -40	C	—	—	100	2.0	-2.5 to -40	—	L-VR21	6B,9B
21	SH1605 ⁽²⁾	5000	2.0 to 20	C	—	—	—	30	5.0 to 40	—	—	—

1. Operating junction temperature range:

C = Commercial temperature range, 0°C to +125°C; V = Vehicular & Industrial temperature range, -40°C to +125°C; M = Extended Military, -55°C to +150°C.

2. To be announced

FAIRCHILD LINEAR

OPERATIONAL AMPLIFIERS

OPERATIONAL AMPLIFIERS—COMMERCIAL (0°C TO +70°C)

Item	DEVICE NO. *	Description	Input Offset Voltage mV (Max)	Input Offset Voltage Drift $\mu\text{V}/^\circ\text{C}$ (Max)	Input Offset Current nA (Max)	Input Bias Current nA (Max)	Common Mode Range V
1	μA301A	General Purpose Op Amp	7.5	30	50	250	± 12
2	μA302	Voltage Follower	15	30	—	30	± 10
3	μA307	General Purpose Op Amp	7.5	30	50	250	± 15
4	μA308	Super Beta Op Amp	7.5	30	1.0	7.0	± 13.5
5	μA308A	Super Beta Op Amp	0.5	5.0	1.0	7.0	± 13.5
6	μA310	Voltage Follower	7.5	—	—	7.0	± 10
7	μA318	High Speed Op Amp	10	—	200	500	± 11.5
8	μA324	Quad Op Amp	7.0	—	50	250	$+13, -V_S$
9	μA348	Quad Op Amp	6.0	—	50	200	± 12
10	μAF355	FET Input Op Amp	10	—	0.05	0.2	± 10
11	μAF356	FET Input Op Amp	10	—	0.05	0.2	± 10
12	μA702C	WideBand dc Amp	5.0	10	2000	7500	$-4, +0.5$
13	μA709C	High Perf Op Amp	7.5	—	500	1500	± 8
14	μA714C	High Perf Op Amp	0.15	1.8	6.0	7.0	± 13
15	μA714E	High Perf Op Amp	0.075	1.3	3.8	4.0	± 13
16	μA714L	High Perf Op Amp	0.25	3.0	20	30	± 13
17	μA715C	High Speed Op Amp	7.5	—	250	1500	± 10
18	μA725C	Instr Op Amp	2.5	—	35	125	± 13.5
19	μA725E	Instr Op Amp	0.5	2.0	5.0	75	± 13.5
20	μA727C	Temp Controlled Diff Amp	10	1.5	25	75	± 12
21	μA730C	Differential Amp	5.0	—	3.0	16	± 3.5
22	μA740E	FET Input Op Amp	100	—	0.3	2.0	± 10
23	μA741C	Freq Comp Op Amp	6.0	—	200	500	± 12
24	μA741E	Freq Comp Op Amp	3.0	15	30	80	± 12
25	μA747C	Dual Freq Comp Op Amp	6.0	—	200	500	± 12
26	μA747E	Dual Freq Comp Op Amp	3.0	—	200	500	± 12
27	μA748C	High Perf Op Amp	6.0	—	200	500	± 12
28	μA776C	Multi-Purpose Prog Op Amp ($I_{SET} = 15 \mu\text{A}$)	6.0	—	25	50	± 10

* Military, automotive and industrial range devices are available. Please request specific data.

FAIRCHILD LINEAR

	Differential Input Voltage V	Voltage Gain V/V	Bandwidth Av = 1 MHz	Output Current mA (Max)	Slew Rate Av = 1 V/ μ s	Supply Voltage		Supply Current mA (max)	Compensation Components	Logic/Connection Diagram	Package(s)
						Min V (Typ)	Max V (Typ)				
	± 30	25K	1.0	5.0	0.5	± 3	± 18	3.0	1	L-OA9,22	TO-99,6A,9T
	—	0.9985	10	1.0	10	± 12	± 18	5.5	0	L-OA1	TO-99
	± 30	25K	1.0	5.0	0.5	± 3	± 18	3.0	0	L-OA2	TO-99,9T
	± 0.5	15K	1.0	1.0	0.3	± 5	± 18	0.8	1	L-OA3,27	TO-99,9T
	± 0.5	80K	1.0	1.0	0.3	± 2	± 20	0.8	1	L-OA3,27	TO-99,9T
	—	0.999	20	1.0	30	± 5	± 18	5.5	0	L-OA1	TO-99
	± 10	25K	15	6.0	50	± 5	± 18	10	0	L-OA8	TO-99
	± 32	25K	1.0	1.2	0.5	+5	+32	2.0	0	L-OA25	6A,9A
	± 36	25K	1.0	5.0	0.5	± 5	± 18	4.5	0	L-OA25	6A,9A
	± 30	50K	2.5	—	5.0	± 5	± 18	4.0	0	L-OA8	TO-99,9T
	± 30	50K	5.0	—	12	± 5	± 18	10	0	L-OA8	TO-99,9T
	± 5	2K	30	3.5	3.5	+6,-3	+14,-7	6.7	2	L-OA4,17	TO-99,6A
	± 5	15K	1.0	5.0	0.3	± 9	± 18	2.9	0	L-OA5,18	TO-99,6A,9A,9T
	± 30	—	1.2	5.5	0.25	± 3	± 22	5.0	0	L-OA1	TO-99
	± 30	—	1.2	6.0	0.25	± 3	± 22	4.0	0	L-OA1	TO-99
	± 30	—	1.2	5.0	0.25	± 3	± 18	6.0	0	L-OA1	TO-99
	± 15	10K	65	5.0	100	± 6	± 18	10	3	L-OA12,19	TO-100,6A
	± 22	250K	1.0	5.0	—	± 3	± 22	3.0	4	L-OA6	TO-99
	± 22	1000K	1.0	5.0	—	± 3	± 22	3.0	4	L-OA6	TO-99
	± 15	0.06K	1.0	0.001	—	± 9	± 18	5.7	2	L-OA13	TO-100
	± 5	0.1K	1.5	—	—	+6	+14	13	0	L-OA7	TO-99
	± 30	25K	3.0	5.0	6.0	± 5	± 22	8.0	0	L-OA8	TO-99
	± 30	20K	1.0	5.0	0.5	± 5	± 18	2.8	0	L-OA8,20	TO-99,6A,9A,9T
	± 30	50K	1.0	5.0	0.7	± 5	± 22	3.75	0	L-OA8,20	TO-99,6A,9T
	± 30	20K	1.0	5.0	0.5	± 5	± 18	5.6	0	L-OA14,21	TO-100,6A,9A
	± 30	20K	1.0	5.0	0.5	± 5	± 18	4.25	0	L-OA14,21	TO-100,6A
	± 30	20K	1.0	5.0	0.5	± 5	± 18	2.8	1	L-OA9,22	TO-99,6A,6T,9T
	± 30	50K	1.0	2.0	0.8	± 1.2	± 18	0.19	1	L-OA10,23	TO-99,6A,9T

FAIRCHILD LINEAR

OPERATIONAL AMPLIFIERS

OPERATIONAL AMPLIFIERS—COMMERCIAL (0°C TO +70°C) (Cont'd)

Item	DEVICE NO.	Description	Input Offset Voltage mV (Max)	Input Offset Voltage Drift $\mu\text{V}/^\circ\text{C}$ (Max)	Input Offset Current nA (Max)	Input Bias Current nA (Max)	Common Mode Range V
1	μA776C	Multi-Purpose Prog Op Amp ($I_{SET} = 1.5 \mu\text{A}$)	6.0	—	6.0	10	± 10
2	μA777C	Precision Op Amp	7.5	—	50	250	± 12
3	μA791C	Power Operational Amp	6.0	—	200	500	± 12
4	μA798C	Dual Op Amp	6.0	—	50	250	+36, $-V_S$
5	μA1458C	Internally Comp, High Perf Dual Mono Op Amp	6.0	—	200	500	± 12
6	μA3401	Quad Single Supply Amp	—	—	—	300	—
7	μA3403	Quad Op Amp	8.0	—	50	-500	+13, $-V_S$
8	μA4136	Quad Op Amp	6.0	—	200	500	± 12
9	μA4558	Dual Op Amp	6.0	—	200	500	± 12
10	SH0002 ⁽²⁾	Current Amp	30	—	—	10K	—
11	SH2714 ⁽²⁾	Dual Instrumentation Amp	0.25	3.0	20	30	± 18
12	SH3006 ^(2,3)	1.0 GHz Preamp	—	—	—	—	—
13	SH3015 ^(2,3)	Servo Amp	6.0	—	200	500	± 12

1. Military, automotive and industrial range devices are available. Please request specific data.
2. Also see Hybrid Section
3. To be announced

VOLTAGE COMPARATORS

Item	DEVICE NO.	Description	Input Bias Current ⁽¹⁾ μA (Max)	Input Offset Current ⁽¹⁾ μA (Max)	Input Offset Voltage ⁽¹⁾	Voltage Gain (Typ)
14	μAF111	Voltage Comparator (FET Front End Inputs)	0.05	0.000025	4.0	200K
15	μAF211	Voltage Comparator (FET Front End Inputs)	0.05	0.000025	4.0	200K
16	μAF311	Voltage Comparator (FET Front End Inputs)	0.15	0.000075	10	200K

Notes on following pages.

FAIRCHILD LINEAR

	Differential Input Voltage V	Voltage Gain V/V	Bandwidth AV = 1 MHz	Output Current mA (Max)	Slew Rate AV = 1 V/ μ s	Supply Voltage		Supply Current mA (max)	Compensation Components	Logic/Connection Diagram	Package(s)
						Min V (Typ)	Max V (Typ)				
	± 30	50K	0.2	0.12	0.1	± 1.2	± 18	0.03	1	L-OA10,23	TO-99,6A,9T
	± 30	25K	1.0	5.0	0.5	± 5	± 20	2.8	1	L-OA9,22	TO-99,6A,9T
	± 30	20K	1.0	1080	0.5	± 5	± 18	25	4	L-OA15,16	TO-100,9W
	± 30	20K	1.0	6.0	0.5	+5	+36	4.0	0	L-OA11	TO-99,6T,9T
	± 30	20K	1.0	5.0	0.5	± 5	± 18	2.9	0	L-OA11	TO-99,9T
	—	1K	5.0	10	0.6	+5	± 9	10	0	L-OA24	9A
	± 30	25K	1.0	5.0	0.6	+5	+18	7.0	0	L-OA25	6A,9A
	± 36	20K	3.0	5.0	1.2	± 5	± 18	10	0	L-OA26	6A,9A
	± 36	20K	3.0	5.0	1.2	± 5	± 18	5.0	0	L-OA11	TO-99,9T
	—	0.97	50	100	200	± 5	± 20	± 10	0	H1	TO-99
	30	150	1.2	5.0	0.25	± 3	± 10	12	0	H2	6A
	—	200	>1K	—	—	+12	+18	—	0	—	—
	—	—	—	10K	1.0	± 12	± 40	30	0	—	—

	Supply Voltage V (Typ)	Response Time ⁽²⁾ ns (Typ)	DTL/TTL Fanout	Temperature Range ⁽³⁾	Logic/Connection Diagram	Package(s)
	+36	200	2	M	L-OA28,29	TO-99
	+36	200	2	A	L-OA28,29	TO-99
	+36	200	2	C	L-OA28,29	TO-99

OPERATIONAL AMPLIFIERS

VOLTAGE COMPARATORS (Cont'd)

Item	DEVICE NO.	Description	Input Bias Current ⁽¹⁾ μA (Max)	Input Offset Current ⁽¹⁾ μA (Max)	Input Offset Voltage ⁽¹⁾	Voltage Gain (Typ)
1	μA111	Voltage Comparator (Strobed Inputs, Single Supply, Low I _B)	0.1	0.04	0.7	200K
2	μA211	Voltage Comparator (Strobed Inputs, Single Supply, Low I _B)	0.1	0.04	0.7	200K
3	μA311	Voltage Comparator (Strobed Inputs, Single Supply, Low I _B)	0.25	0.06	2.0	200K
4	μA139	Quad Comparator (Single Supply, MRR incl. gnd)	0.1	0.025	5.0	200K
5	μA139A	Quad Comparator (Single Supply, MRR incl. gnd)	0.1	0.025	2.0	200K
6	μA239	Quad Comparator (Single Supply, MRR incl. gnd)	0.25	0.05	5.0	200K
7	μA239A	Quad Comparator (Single Supply, MRR incl. gnd)	0.25	0.05	2.0	200K
8	μA339	Quad Comparator (Single Supply, MRR incl. gnd)	0.25	0.05	5.0	200K
9	μA339A	Quad Comparator (Single Supply, MRR incl. gnd)	0.25	0.05	2.0	200K
10	μA710	Voltage Comparator	20/25	3.0/5.0	2.0/5.0	1.75K
11	μA711	Dual Comparator	75/100	10/15	3.5/5.0	1.5K
12	μA734	Precision Comparator (Low Drift -3.5μV/°C)	0.15	0.025/0.05	5.0/3.0	25K
13	μA760	High Speed Differential Comparator	60	7.5	6.0	5K
14	μA775	Quad Comparator (Single Supply, MRR incl. gnd)	0.3	0.07	9.0	200K
15	μA2901	Quad Comparator (Single Supply, MRR incl. gnd)	0.25	0.05	7.0	200K
16	μA7302	Quad Comparator (Single Supply, MRR incl. gnd)	0.1	0.03	5.0	200K

1. Measured at T_A = 25°C

2. Response time is specified for 100 mV step input with 5.0 mV overdrive.

3. M = Military temperature range, -55°C to +125°C; A = Automotive temperature range, -40°C to +85°C;

C = Commercial temperature range, 0°C to +70°C.

FAIRCHILD LINEAR

Supply Voltage V (Typ)	Response Time ⁽²⁾ ns (Typ)	DTL/TTL Fanout	Temperature Range ⁽³⁾	Logic/Connection Diagram	Package(s)
0, +5 to ±15	200	5	M	L-OA28,29	TO-99, 6T
0, +5 to ±15	200	5	A	L-OA28,29	TO-99, 6T
0, +5 to ±15	200	5	C	L-OA28,29	TO-99, 6T
±1 to ±18, gnd to +2 or gnd to +36	1300	1	M	L-OA30	6A
±1 to ±18, gnd to +2 or gnd to +36	1300	1	M	L-OA30	6A
±1 to ±18, gnd to +2 or gnd to +36	1300	1	A	L-OA30	6A, 9A
±1 to ±18, gnd to +2 or gnd to +36	1300	1	A	L-OA30	6A, 9A
±1 to ±18, gnd to +2 or gnd to +36	1300	1	C	L-OA30	6A, 9A
±1 to ±18, gnd to +2 or gnd to +36	1300	1	C	L-OA30	6A
+12, -6	40	1	M, C	L-OA31, 32, 33	TO-99, 3F, 6A, 9A
+12, -6	40	1	M, C	L-OA34, 35, 36	TO-100, 3F, 6A, 9A
±5 to ±15	200	2	M, C	L-OA37, 38	TO-100, 6A
±4.5 to ±6.5	25	2	M, C	L-OA39, 40	TO-99, 6A
±1 to ±18, gnd to +2 or gnd to +36	1300	1	M, C	L-OA30	6A, 9A
±1 to ±18, gnd to +2 or gnd to +36	1300	1	A	L-OA30	9A
±1 to ±18, gnd to +2 or gnd to +36	1300	1	C	L-OA30	6A, 9A

7

FAIRCHILD LINEAR

CONSUMER CIRCUITS

AUDIO POWER AMPLIFIERS

Item	DEVICE NO.	Features	Power Supply Voltage V	Speaker Impedance Ω	Power Output W	Logic/Connection Diagram	Package(s)
1	TBA641A12	High current capability	9.0	4.0	2.2	L-C12	9H (Quil)
2	TBA641B11	High current capability	14	4.0	4.5	L-C12	9J (Quil)
3	TBA800	Suitable for 24 V supply operation; eg: TV	24	16	5.0	L-C11	9W-P3
4	TBA800A	Suitable for 24 V supply operation; eg: TV	24	16	5.0	L-C11	9W-P4
5	TBA810S	Thermal shutdown	14.4	4.0	6.0	L-C10	9W-P3
6	TBA810AS	Thermal shutdown	14.4	4.0	6.0	L-C10	9W-P4
7	TBA810DS	Thermal shutdown over voltage protection	14.4	4.0	6.0	L-C10	9W-P3
8	TBA810DAS	Thermal shutdown over voltage protection	14.4	4.0	6.0	L-C10	9W-P4
9	TBA820	Low power supply operation-suitable for battery operation	12 9.0 6.0 3.5	8.0 8.0 4.0 4.0	2.0 1.2 0.75 0.22	L-C29	9A (Quil)
10	TBA820L	Low power supply operation-suitable for battery operation	12 9.0 6.0 3.5	8.0 8.0 4.0 4.0	2.0 1.2 0.75 0.22	L-C29	9A
11	TDA2002	Thermal shutdown, over voltage protection, short circuit protection	16 14.4 14.4	2.0 2.0 4.0	10 8.0 5.0	L-C1	GO (TO-220 type)
12	TDA2002A	Thermal shutdown, short circuit protection	16 14.4 14.4	2.0 2.0 4.0	10 8.0 5.0	L-C1	GO (TO-220 type)
13	μ A706A	High current capability	9.0	4.0	2.2	L-C12	9H
14	μ A706B	High current capability	14	4.0	5.5	L-C12	9J
15	μ A783	Thermal shutdown (operation from 4.0 to 30 V)	24	8.0	9.0	L-C10	9W-P3,P4

TELEVISION CIRCUITS

Item	DEVICE NO.	Description	Useful for		Logic/Connection Diagram(s)	Package(s)
			NTSC	PAL		
16	TAA630S	Chroma Demodulator		X	L-C33	9B
17	TBA510	Chroma Processor		X	L-C44	9B
18	TBA520	Chroma Demodulator		X	L-C45	9B

CONSUMER CIRCUITS

TELEVISION CIRCUITS (Cont'd)

Item	DEVICE NO.	Description	Useful for		Logic/Connection Diagram(s)	Package(s)
			NTSC	PAL		
1	TBA530	RGB Matrix Preamplifier	X	X	L-C43	9B
2	TBA540	Reference Combination		X	L-C31	9B
3	TBA560C	Luma & Chroma Control Combination		X	L-C32	9B
4	TBA920	Horizontal Oscillator	X	X	L-C34	9B
5	TBA920S	Horizontal Oscillator	X	X	L-C34	9B
6	TBA970	Video Amplifier	X	X	L-C35	9B
7	TBA990	Chroma Demodulator		X	L-C36	9B
8	TDA1190	TV Sound System	X	X	L-C8	9W
9	TDA1190Z	TV Sound System	X	X	L-C8	9W
10	TDA2510	Chroma Combination	X	X	L-C47	9B
11	TDA2521	Chroma Demodulator		X	L-C46	9B
12	μ A746	Chroma Demodulator	X		L-C17	TO-100, 9A
13	μ A780	PLL Chroma Subcarrier Regenerator	X		L-C39	9B
14	μ A781	Gain Controlled Chroma Amplifier	X		L-C21	9A
15	μ A787	Chroma Processor	X		L-C40	9B
16	μ A788	Chroma Demodulator—DC Tint Control	X		L-C41	9B
17	μ A796	Double Balanced Modulator/Demodulator	X	X	L-C4, 22	TO-100, 9A
18	μ A1391	Horizontal Processor (+ Flyback)	X	X	L-C7	9T
19	μ A1394	Horizontal Processor (- Flyback)	X	X	L-C7	9T
20	μ A3064	Automatic Fine Tuning	X		L-C25	TO-100, 9A
21	μ A3065	Sound IF	X	X	L-C26	9A


7

CONSUMER CIRCUITS

RADIO-AUDIO CIRCUITS

Item	DEVICE NO.	Description	Logic/Connection Diagram(s)	Package(s)
IF, RF Amplifiers, Gain Blocks, Detectors, Decoders				
1	μ A703	IF, RF Amplifier	L-C2	TO-99
2	μ A720	AM Radio Circuit (RF, Converter, IF)	L-C13	6A,9A
3	μ A721	AM/FM IF Amplifier, FM Limiter, Detector	L-C37	9B
4	μ A732	Stereo Decoder	L-C14	9A
5	μ A753	FM Gain Block	L-C5	9T
6	μ A757	Gain Controlled IF Amplifier	L-C19	6A
7	μ A758	PLL Stereo Decoder	L-C38	9B
8	μ A767	Stereo Decoder	L-C20	9A
9	μ A1310	PLL Stereo Decoder	L-C23	9A
10	μ A2136	FM IF Limiter Detector	L-C24	9A
11	μ A3075	FM IF Limiter Detector	L-C27	9A
12	μ A3089	FM IF Limiter Detector	L-C42	9B
Preamplifiers				
13	μ A739	Dual Audio Preamplifier	L-C15	6A,9A
14	μ A749	Dual Audio Preamplifier	L-C3, 18	TO-99,6A,9A
Dolby				
15	μ A7300	Dolby "B" Noise Reduction	L-C48	9B
Special Functions				
16	SH1549*	Station Memory Control Hybrid	H4	1" x 2" Single In-line
17	SH1552*	Ladder Network for Signal Conversion	H3	1" x 2" Single In-line
18	μ A742	Zero Crossing ac Trigger Trigac	L-C16	6A
19	μ A7390	Ground Fault Detector	L-C6	9T
20	μ A7391	2.0 A Motor Speed Control	L-C9	9W-P6
21	μ A7392	300 mA Motor Speed Control	L-C30	6A, 9A

* For further information contact Hybrid Marketing



PRODUCT INDEX	1
DIODES	2
TRANSISTORS	3
OPTOELECTRONICS	4
CHARGE-COUPLED DEVICES	5
HYBRIDS	6
LINEAR	7
INTERFACE	8
DIGITAL	9
MEMORIES	10
MICROCOMPUTERS	11
AEROSPACE AND DEFENSE	12
LOGIC/CONNECTION DIAGRAMS	13
ORDERING INFORMATION AND PACKAGE OUTLINES	14
FAIRCHILD FIELD SALES OFFICES, REPRESENTATIVES AND DISTRIBUTORS	15

FAIRCHILD INTERFACE

LINE DRIVERS/RECEIVERS/TRANSCIVERS

LINE DRIVERS

Item	DEVICE NO. ⁽¹⁾	Function ⁽²⁾	Companion Receiver	Input Compatibility	Type Output	Output Configuration	Output Current mA (Typ)	t _{pd} -ns (Typ)	Supply Voltage V	Power Dissipation mW (Typ)	Drivers per Package	Logic/Connection Diagram(s)	Package(s)
1	μA1488	Quad	μA1489	TTL	Volt	Single Ended	±10	220	±15	—	4	I49	6A,9A
2	54/7437	Quad 2-NAND	Any TTL	TTL	Volt	Single Ended	48	10	+5.0	108	4	D2	3I, 6A,9A
3	54/7438	Quad 2-NAND	96106	TTL	Volt	Single Ended	48	13	+5.0	98	4	D2	3I, 6A,9A
4	54/7440	Dual 2-NAND	Any TTL	TTL	Volt	Single Ended	48	11	+5.0	52	2	D5	3I, 6A,9A
5	54H/74H40	Dual 2-NAND	Any TTL	TTL	Volt	Single Ended	48	7.0	+5.0	88	2	D5	3I, 6A,9A
6	54S/74S40	Dual 2-NAND	Any TTL	TTL	Volt	Single Ended	48	4.0	+5.0	88	2	D5	3I, 6A,9A
7	8T13	Dual	8T14	TTL	Volt	Single Ended	250 ⁽³⁾	20	+5.0	280	2	I21	4L 6B,9B
8	8T23	Dual IBM-370	8T24	TTL	Volt	Single Ended	250 ⁽³⁾	20	+5.0	280	2	I21	6B,9B
9	9009	Dual 2-NAND	Any TTL	TTL	Volt	Single Ended	48	10	+5.0	54	2	D5	3I,6A
10	9612	Dual	9613	TTL	Volt	Diff	50	14	+5.0	150	2	I23	6T,9T
11	9614	Dual	9615	TTL	Volt	Diff or Single	40	16	+5.0	170	2	I2	4L 6B,9B
12	9616	Triple RS232	9617, 9627	TTL	Volt	Single Ended	17	300	±12	250	3	I4	3I 6A,9A
13	9621	Dual	9622	TTL	Volt	Diff or Single	20	10	+5.0, +15	100	2	I7	3I,6A
14	9634	Dual	9637A	TTL, CMOS	Volt	Diff	±50	10	+5.0	200	2	I33	4L 6B,9B
15	9636	Dual	9637A	TTL, CMOS	Volt	Single Ended	±75	—	±9.0 to ±15	200	2	I34	6T,9T
16	9638	Dual	9637A	TTL	Volt	Diff	±50	10	+5.0	—	2	I36	6T,9T
17	10123/ 10523 ⁽⁴⁾	Triple Bus Dvr	All 10K ECL	ECL	Volt	Single Ended	20	3.0	-5.2	312	3	E78	4L, 6B,9B

1. In some cases, only commercial temperature range devices are listed. Please request specific information for military versions.

2. OC = open collector, 3S = 3-state

3. Foldback current limited

4. 105XX and 106XX denote military temperature range

FAIRCHILD INTERFACE

LINE DRIVERS/RECEIVERS/TRANSCIVERS

LINE DRIVERS (Cont'd)

Item	DEVICE NO. ⁽¹⁾	Function ⁽²⁾	Companion Receiver	Input Compatibility	Type Output	Output Configuration	Output Current mA (Typ)	t_{pd} -ns (Typ)	Supply Voltage V	Power Dissipation mW (Typ)	Drivers per Package	Logic/Connection Diagram(s)	Package(s)
1	10192/ 10592 ⁽⁴⁾	Quad	All ECL Logic	ECL	Volt	Single Ended	16	3.0	-5.2	510	4	E105	4L,6B
2	54S/ 74S140	Dual 2-NAND	Any TTL	TTL	Volt	Single Ended	40	4.0	+5.0	88	2	D5	3I, 6A,9A
3	54LS/ 74LS240	Octal Inverting Bus Dvr	Any TTL	TTL	Volt	Single Ended	40	12	+5.0	175	8	D73	9Z
4	54LS/ 74LS241	Octal Bus Dvr	Any TTL	TTL	Volt	Single Ended	40	12	+5.0	180	8	D74	9Z
5	54LS/ 74LS244	Octal Bus Dvr	Any TTL	TTL	Volt	Single Ended	40	12	+5.0	180	8	D77	9Z
6	54LS/ 74LS540	Octal 3S Inverting	Any TTL	TTL	Volt	Single Ended	40	12	+5.0	175	8	D80	9Z
7	54LS/ 74LS541	Octal 3S	Any TTL	TTL	Volt	Single Ended	40	12	+5.0	180	8	D81	9Z
8	55/75109	Dual	75107, 75108	TTL	Curr	Diff	6.0	9.0	±5.0	180	2	I14	3I 6A,9A
9	55/75110	Dual	75107, 75108	TTL	Curr	Diff	12	9.0	±5.0	285	2	I14	3I 6A,9A
10	55/75121	Dual	75122	TTL	Volt	Single Ended	250 ⁽³⁾	20	+5.0	280	2	I21	6B,9B
11	75123	Dual IBM-370	75124	TTL	Volt	Single Ended	250 ⁽³⁾	20	+5.0	280	2	I21	6B,9B
12	75150	Quad	75154	TTL DTL	Volt	Single Ended	15	20	±12	100	2	I51, 52	6A,6T, 9A,9T
13	96101	Quad 2-NAND OC	96106	TTL	Volt	Single Ended	80	13	+5.0	98	4	D3	TO-86 6A,9A
14	100123	Hex Bus Dvr	All 95K and 100K ECL	ECL	Volt	Single Ended	20	1.8	-4.5	730	6	E14	4Q
15	100194	Quint Duplex Bus Dvr	All 100K ECL	ECL	Volt	—	—	2.0	-4.5	—	—	E110	4Q,6Q

1. In some cases, only commercial temperature range devices are listed. Please request specific information for military versions.

2. OC = open collector, 3S = 3-state

3. Foldback current limited

4. 105XX and 106XX denote military temperature range

FAIRCHILD INTERFACE

LINE DRIVERS/RECEIVERS/TRANSCIEVERS

LINE RECEIVERS

Item	DEVICE NO. (1)	Function	Companion Driver	Output Compatibility	Input Threshold Sensitivity V _{TH} -V	Common Mode V	Hysteresis Capability	tpd-ns (Typ)	Supply Voltage V	Power Dissipation mW (Typ)	Receivers per Package	Logic/Connection Diagram	Package(s)
1	μ A1489	Quad RS232	μ A1488	TTL	+0.5	± 30	0.25V	220	—	—	4	I50	6A,9A
2	μ A1489A	Quad RS232	μ A1488	TTL	+0.5	± 30	1.0V	25	—	—	4	I50	6A,9A
3	8T14	Triple	8T13	TTL	—	+5.0	Yes	20	+5.0	315	3	I22	6B,9B
4	8T24	Triple IBM-370	8T23	TTL	—	+5.0	Yes	20	+5.0	315	3	I22	6B,9B
5	9582	Triple	All ECL Logic	ECL	V _{REF}	± 1.0	No	2.2	-5.2	250	3	E22	6B
6	9613	Dual Diff	9612	TTL	± 0.5	± 15	No	25	+5.0	143	2	I24	6T,9T
7	9615	Dual Diff	9614	TTL	± 1.0	± 15	No	30	+5.0	150	2	I3	4L,6B,9B
8	9617	Triple RS232	9616	TTL	+1.5	± 25	Yes	60	+5.0	60	3	I5	6A
9	9620	Dual Diff	9621	TTL	± 0.5	± 15	No	35	+5.0 -12	110	2	I6	3I,6A
10	9622	Dual	9621	TTL	+1.5	± 10	No	38	+5.0 -12	140	2	I8	3I,6A
11	9627	Dual RS232/ mil. std. 188	9616	TTL	+0.45	± 25	No	70	± 12	234	2	I11	4L 6B,9B
12	9637A	Dual RS422/423	9634, 9636, 9638	TTL	+0.2	± 15	0.3V	17	+5.0	—	2	I35	6T,9T
13	10014	Active Terminator	All ECL Logic	ECL	V _{REF}	—	No	—	-5.2	65	14	E18	4L 6B,9B
14	10114/ 10514 ⁽²⁾	Triple	All ECL Logic	ECL	V _{REF}	± 1.0	No	2.2	-5.2	145	3	E24	4L 6B,9B
15	10115/ 10515 ⁽²⁾	Quad	All ECL Logic	ECL	V _{REF}	+2.0	No	1.9	-5.2	95	4	E23	4L 6B,9B
16	10116	Triple	All ECL Logic	ECL	V _{REF}	+2.0	No	1.9	-5.2	75	3	E24	4L 6B,9B
17	55/75107	Dual	75109 75110	TTL	± 25	± 3.0	No	17	± 5.0	130	2	I13	3I 6A,9A
18	55/75108	Dual	75109 75110	TTL	± 25	± 3.0	No	19	± 5.0	130	2	I13	3I 6A,9A

1. In some cases, only commercial temperature range devices are given. Please request specific information for military versions.
2. 105XX and 106XX denote military temperature range.

FAIRCHILD INTERFACE

LINE DRIVERS/RECEIVERS/TRANSCIVERS

LINE RECEIVERS (Cont'd)

Item	DEVICE NO. ⁽¹⁾	Function	Companion Driver	Output Compatibility	Input Threshold Sensitivity V_{TH-V}	Common Mode V	Hysteresis Capability	t _{pd} -ns (Typ)	Supply Voltage V	Power Dissipation mW (Typ)	Receivers per Package	Logic/Connection Diagram	Package(s)
1	55/75122	Triple	75121	TTL	—	+5.0	Yes	20	+5.0	315	3	I22	6B,9B
2	75124	Triple IBM-370	75123	TTL	—	+5.0	Yes	20	+5.0	315	3	I22	6B,9B
3	75154	Quad RS232	75150	TTL, DTL	2.2	±15	Yes	22	+5.0 +12	200	4	I38	6A,9A
4	75207	Dual	75109 75110	TTL	±10	±3.0	No	17	±5.0	130	2	I13	6A,9A
5	75208	Dual	75109 75110	TTL	±10	±3.0	No	19	±5.0	130	2	I13	6A,9A
6	95115	Quad	All ECL Logic	ECL	V_{REF}	+2.0	No	1.9	-5.2	95	4	E23	6B
7	95116	Triple	All ECL Logic	ECL	V_{REF}	+2.0	No	1.9	-5.2	75	3	E24	6B
8	96106	Quad 2-NOR Bus	96101	TTL	1.5	—	No	20	+5.0	90	4	D39	TO-86 6A,9A
9	100114	Quint	All ECL Logic	ECL	V_{REF}	±1.0	No	1.2	-4.5	380	5	E25	4Q

TRANSCIVERS

Item	DEVICE NO.	Function ⁽²⁾	Driver Output Current-mA	Receiver Output Current-mA	Hysteresis Capability	Receiver t _{pd} -ns	Driver t _{pd} -ns	Transceivers per Package	Logic/Connection Diagram	Package(s)
10	8T26	Quad 3S	40	16	—	13	16	4	I53	6B,9B
11	8T28	Quad 3S	40	16	—	13	16	4	I54	6B,9B
12	9640/26S10	Quad OC Inverting	100	20	—	15	18	4	I37	6B,9B
13	9641/26S11	Quad OC	100	20	—	15	20	4	I55	6B,9B
14	9642	Quad OC Inverting	100	20	0.6V	15	18	4	I56	6B,9B

1. In some cases, only commercial temperature range devices are given. Please request specific information for military versions.

2. OC = open collector, 3S = 3-state

LINE DRIVERS/RECEIVERS/TRANSCIVERS

TRANSCIVERS (Cont'd)

Item	DEVICE NO.	Function (2)	Driver Output Current-mA	Receiver Output Current-mA	Hysteresis Capability	Receiver t _{pd} -ns	Driver t _{pd} -ns	Transceivers per Package	Logic/Connection Diagram	Package(s)
1	54LS/74LS242	Quad Inverting 3S	40	40	0.4V	12	12	4	D75	3I,6A,9A
2	54LS/74LS243	Quad 3S	40	40	0.4V	12	12	4	D76	3I,6A,9A
3	54LS ⁽¹⁾ /74LS245	Octal 3S	40	40	0.4V	12	12	8	D79	9Z
4	100194 ⁽¹⁾	Duplex	—	—	—	2.0	1.1	5	E110	4Q,6Q

DISPLAY DRIVERS

DISPLAY DRIVERS

Item	DEVICE NO.	Function (2)	Input Compatibility	BCD Decoder	Ripple Blanking	Blanking Above BCD 9 Input	Output Current mA	Output Standoff Voltage-V (Max)	Active HIGH/LOW	Display Type	Standby Power Dissipation-mW	Logic/Connection Diagram	Package(s)
5	4511B	7-Seg Latch/Decoder/Dvr	CMOS	Yes	No	Yes	25	—	H	LED	0.015	C111	4L,6B,9B
6	4734B	7-Seg Latch/Decoder/Dvr	CMOS	Yes	Yes	Yes	25	—	H	LED	0.015	C114	7D,9M
7	4543B	7-Seg Latch/Decoder/Dvr	CMOS	Yes	No	Yes	—	—	H	LCD	0.015	C112	4L,6B,9B
8	54/7441	1-of-10 Cold Cathode	TTL	Yes	No	No	7.0	55	L	Gas Discharge	145	D140	4L,6B,9B
9	54/7445	1-of-10 OC Dvr	TTL	Yes	No	Yes	80	30	L	Common Anode	215	D135	4L,7B,9B
10	54/7446	7-Seg Decoder/Dvr	TTL	Yes	Yes	No	40	30	L	Common Anode	320	D143	4L,7B,9B
11	54/7447	7-Seg Decoder/Dvr	TTL	Yes	Yes	No	40	15	L	Common Anode	320	D143	4L,7B,9B
12	54LS/74LS47	7-Seg Decoder/Dvr	TTL	Yes	Yes	No	12	15	L	Common Anode	35	D143	4L,6B,9B
13	54/7448	7-Seg Decoder	TTL	Yes	Yes	No	8.0	5.5	H	—	265	D141	4L,7B,9B

1. To be announced

2. OC = open collector, 3S = 3-state

FAIRCHILD INTERFACE

DISPLAY DRIVERS

DISPLAY DRIVERS (Cont'd)

Item	DEVICE NO.	Function *	Input Compatibility	BCD Decoder	Ripple Blanking	Blanking Above BCD 9 Input	Output Current mA	Output Standoff Voltage-V (Max)	Active HIGH/LOW	Display Type	Standby Power Dissipation-mW	Logic/Connection Diagram	Package(s)
1	54LS/ 74LS48	7-Seg Decoder/Dvr	TTL	Yes	Yes	No	1.3	5.5	H	—	125	D141	4L,6B, 9B
2	5449	7-Seg Decoder	TTL	Yes	Yes	No	9.6	5.5	H	—	165	D142	3I
3	54LS/ 74LS49	7-Seg Decoder/ Dvr OC	TTL	Yes	Yes	No	1.3	5.5	H	—	40	D142	3I,6A, 9A
4	9302	1-of-10 OC Dvr	TTL	Yes	No	Yes	16	5.5	L	—	145	D133	4L,6B, 9B
5	9307	7-Seg Decoder	TTL	Yes	Yes	No	11	5.5	H	LED, Com Cathode	165	D141	4L,7B, 9B
6	9315	1-of-10 Cold Cathode	TTL	Yes	No	No	7.0	55	L	Gas Discharge	145	D140	4L,6B, 9B
7	9317B	7-Seg Decoder/Dvr	TTL	Yes	Yes	Yes	40	20	L	LED, Com Anode	220	D143	4L,7B, 9B
8	9317C	7-Seg Decoder/Dvr	TTL	Yes	Yes	Yes	20	30	L	LED, Com Anode	220	D143	4L,7B, 9B
9	9368	7-Seg LED Dvr	TTL	Yes	Yes	No	20	1.7	H	LED, Com Cathode	320	D144	7B,9B
10	9370	7-Seg LED Dvr	TTL	Yes	Yes	No	25	5.5	L	LED, Com Anode	350	D145	6B,9B
11	9374	7-Seg LED Dvr	TTL, CMOS	Yes	Yes	No	15	10	L	LED, Com Anode	175	D145	6B,9B
12	9664	Hex Digit Dvr	MOS, TTL, CMOS	No	No	No	150	20	L	LED	Neg	I26	6A,9A
13	9665	7-Darlington Dvr	DTL, TTL MOS, CMOS	No	No	No	350	50	L	LED, Gas Discharge	0	I39	6B,9B
14	9666	7-Darlington Dvr	PMOS	No	No	No	350	50	L	LED, Gas Discharge	0	I39	6B,9B
15	9667	7-Darlington Dvr	TTL, CMOS	No	No	No	350	50	L	LED, Gas Discharge	0	I39	6B,9B
16	9668	7-Darlington Dvr	CMOS, PMOS	No	No	No	350	50	L	LED, Gas Discharge	0	I39	6B,9B

*OC = open collector, 3S = 3-state

FAIRCHILD INTERFACE

DISPLAY DRIVERS

DISPLAY DRIVERS (Cont'd)

Item	DEVICE NO.	Function*	Input Compatibility	BCD Decoder	Ripple Blanking	Blanking Above BCD 9 Input	Output Current mA	Output Standoff Voltage-V (Max)	Active HIGH/LOW	Display Type	Standby Power Dissipation-mW	Logic/Connection Diagram	Package(s)
1	54/ 74141	1-of-10 Cold Cathode	TTL	Yes	No	No	7.0	55	L	Gas Discharge	80	D140	4L,7B, 9B
2	54/ 74145	1-of-10 OC Dvr	TTL	Yes	No	Yes	80	15	L	Common Anode	215	D135	4L,7B, 9B
3	54LS/ 74LS247	7-Seg Decoder/Dvr	TTL	Yes	Yes	No	12	15	L	LED, Com Anode	30	D143	4L,6B, 9B
4	54LS/ 74LS248	7-Seg Decoder/Dvr	TTL	Yes	Yes	No	1.3	5.5	H	—	125	D141	4L,6B, 9B
5	54LS/ 74LS249	7-Seg OC Decoder/Dvr	TTL	Yes	Yes	No	1.3	5.5	H	—	40	D141	4L,6B, 9B
6	75491	Quad Digit Seg Dvr	MOS, TTL, CMOS	No	No	No	50	20	L	LED	Neg	I25	TO-99, 6T,9A, 9T
7	75492	Hex Digit Dvr	MOS, TTL, CMOS	No	No	No	250	20	L	LED	Neg	I26	TO-99, 6T,9A, 9T

*OC = open collector, 3S = 3-state

AUXILIARY DRIVERS

HIGH SPEED BUFFERS AND PERIPHERAL DRIVERS

Item	DEVICE NO.	Function	Input Compatibility	Gate Function	Circuit Function	Transistor Connection Mode	Output Current mA	Output Voltage V	Latchup Voltage mV (Min)	t _{pd} -ns (Typ)	Drivers per Package	Logic/Connection Diagram	Package(s)
8	55/75430	Dual Drivers	TTL	AND	AND	External	300	15	15	15	2	I16	3I,6A,9A
9	55/75431	Dual Drivers	TTL	AND	AND	Internal	300	15	15	10	2	I17	TO-99 6T,9T
10	55/75432	Dual Drivers	TTL	NAND	NAND	Internal	300	15	15	15	2	I18	TO-99 6T,9T
11	55/75433	Dual Drivers	TTL	OR	OR	Internal	300	15	15	10	2	I19	TO-99 6T,9T

FAIRCHILD INTERFACE

AUXILIARY DRIVERS

HIGH SPEED BUFFERS AND PERIPHERAL DRIVERS (Cont'd)

Item	DEVICE NO.	Function	Input Compatibility	Gate Function	Circuit Function	Transistor Connection Mode	Output Current mA	Output Voltage V	Latchup Voltage mV (Min)	t _{pd} -ns (Typ)	Drivers per Package	Logic/Connection Diagram	Package(s)
1	55/75434	Dual Drivers	TTL	NOR	NOR	Internal	300	15	15	13	2	I20	TO-99 6T,9T
2	55/75450	Dual Drivers	TTL	AND	AND	External	300	30	20	30	2	I16	31,6A,9A
3	55/75451	Dual Drivers	TTL	AND	AND	Internal	300	30	20	25	2	I17	TO-99 6T,9T
4	55/75452	Dual Drivers	TTL	AND	NAND	Internal	300	30	20	35	2	I18	TO-99 6T,9T
5	55/75453	Dual Drivers	TTL	NOR	OR	Internal	300	30	20	25	2	I19	TO-99 6T,9T
6	55/75454	Dual Drivers	TTL	OR	NOR	Internal	300	30	20	35	2	I20	TO-99 6T,9T

HIGH CURRENT, HIGH VOLTAGE BUFFERS AND PERIPHERAL DRIVERS

Item	DEVICE NO.	Function	Input Compatibility	Gate Function	Circuit Function	Output Current mA (Max)	Output Voltage-V	Latchup Voltage V (Min)	t _{pd} -ns (Typ)	Drivers per Package	Logic/Connection Diagram	Package(s)
7	SH2001	High Current, High Voltage	DTL, TTL	—	NAND	1000	50	—	70	1	H5	TO-100
8	SH2002	High Current, High Voltage	DTL, TTL	—	NAND	1000	40	—	70	1	H5	TO-100
9	SH2200	High Current, High Voltage	DTL, TTL	—	NAND	2000	50	—	80	1	H5	TO-100
10	SH2201	High Current High Voltage	DTL, TTL	—	NAND	2000	100	—	—	1	H5	TO-100
11	SH3011*	Dual Hammer	TTL	—	Non- Inverting	5000	80	—	—	2	H8	8-pin TO-3
12	9664	Hex Driver	TTL, MOS, CMOS	—	—	150	20	—	600	6	I26	6A,9A
13	55/75450	Dual Drivers	TTL	NAND	—	300	30	20	30	2	I16	31,6A,9A

*To be announced

FAIRCHILD INTERFACE

AUXILIARY DRIVERS

HIGH CURRENT, HIGH VOLTAGE BUFFERS AND PERIPHERAL DRIVERS (Cont'd)

Item	DEVICE NO.	Function	Input Compatibility	Gate Function	Circuit Function	Output Current mA (Max)	Output Voltage-V	Latchup Voltage V (Min)	t_{pd} -ns (Typ)	Drivers per Package	Logic/Connection Diagram	Package(s)
1	55/75451	Dual Drivers	TTL	—	AND	300	30	20	30	2	I17	TO-99 6T,9T
2	55/75452	Dual Drivers	TTL	—	NAND	300	30	20	35	2	I18	TO-99 6T,9T
3	55/75453	Dual Drivers	TTL	—	OR	300	30	20	25	2	I19	TO-99 6T,9T
4	55/75454	Dual Drivers	TTL	—	NOR	300	30	20	35	2	I20	TO-99 6T,9T
5	55/75460	Dual Drivers	TTL	NAND	—	300	35	30	35	2	I16	3I,6A,9A
6	55/75461	Dual Drivers	TTL	—	AND	300	35	30	35	2	I17	TO-99 6T,9T
7	55/75462	Dual Drivers	TTL	—	NAND	300	35	30	35	2	I18	TO-99 6T,9T
8	55/75463	Dual Drivers	TTL	—	OR	300	35	30	35	2	I19	TO-99 6T,9T
9	55/75464	Dual Drivers	TTL	—	NOR	300	35	30	35	2	I20	TO-99 6T,9T
10	55/75471	Dual Drivers	TTL	—	AND	300	80	55	30	2	I17	TO-99 6T,9T
11	55/75472	Dual Drivers	TTL	NAND	NAND	300	80	55	45	2	I18	TO-99 6T,9T
12	55/75473	Dual Drivers	TTL	—	OR	300	80	55	30	2	I19	TO-99 6T,9T
13	55/75474	Dual Drivers	TTL	—	NOR	300	80	55	40	2	I20	TO-99 6T,9T
14	75491	Quad Driver	TTL, MOS, CMOS	—	—	50	20	—	600	4	I25	TO-99 6T,9A,9T
15	75492	Hex Driver	TTL, MOS, CMOS	—	—	250	20	—	600	6	I26	TO-99 6T,9A,9T

FAIRCHILD INTERFACE

AUXILIARY DRIVERS

MOS, CCD AND CORE MEMORY DRIVERS

Item	DEVICE NO.	Function	Input Compatibility	Output Current (Capacitive Drive Capability) mA (pF)	t _{pd} -ns (Typ)	Supply Voltage V	Logic/Connection Diagram(s)	Package(s)
1	9643	Dual TTL to CCD/MOS Dvr	TTL	(300)	8.0	+5.0	I57,58	6A,6T,9A,9T
2	9644	Dual TTL to CCD/MOS Dvr	TTL	(300)	8.0	+5.0	I57	6T,9T
3	9645	Quad TTL to CCD/MOS Dvr	TTL	(300)	8.0	+5.0	I59	6B,9B
4	9646	Dual MOS Clock Dvr	TTL	(1000)	30	-22 to +22	I60,61	6A,9A,9T
5	55/75325	Core Memory Dvr	TTL	600	25	+5.0, +24	I15	4L,7B,9B
6	55/75326	Core Memory Dvr	TTL	600	30	+5.0	I68	4L,7B,9B
7	55/75327	Core Memory Dvr	TTL	600	35	+5.0 or +4.5 to +24	I69	4L,7B,9B

LEVEL TRANSLATORS

LEVEL TRANSLATORS

Item	DEVICE NO. ^(1,2)	Function	Supply Voltage V ₊ (Typ)	Supply Voltage V ₋ (Typ)	VOH-V (Min)	VOL-V (Max)	t _{pd} -ns (Typ)	Power Dissipation mW	Logic/Connection Diagram (s)	Package(s)
8	4049B	Hex Inverting Buffer	+3.0 to +15	0.0	-2.5 ⁽³⁾	+16 ⁽⁴⁾	—	—	C12	4L, 6B,9B
9	4050B	Hex Non-Inverting Buffer	+3.0 to +15	0.0	-2.5 ⁽³⁾	+16 ⁽⁴⁾	—	—	C13	4L, 6B,9B
10	4104B	TTL to Logic HIGH MOS	+3.0 to +15	0.0	+9.95	+0.05	85	1.4	C62	4L, 6B,9B
11	9109	HLDTL-TTL Hex	+12 to +20	0.0	OC	+0.4	120	380	G12	6A

1. In some cases, only commercial temperature range devices are given. Please request specific information for military versions.
2. 105XX and 106XX denote military temperature range.
3. I_{OH}-mA
4. I_{OL}-mA

FAIRCHILD INTERFACE

LEVEL TRANSLATORS

LEVEL TRANSLATORS (Cont'd)

Item	DEVICE NO. ^(1,2)	Function	Supply Voltage V ⁺ (Typ)	Supply Voltage V ⁻ (Typ)	VOH-V (Min)	VOL-V (Max)	I _{pd} -ns (Typ)	Power Dissipation mW	Logic/Connection Diagram (s)	Package(s)
1	9112	TTL-HLDTL Hex	+12 to +20	0.0	(+V)-2.0	+0.4	90	440	G12	6A
2	9595	Dual ECL-TTL	+5.0	-5.2	+2.4	+0.4	6.0	375	E15	6B
3	9624	TTL-MOS	+5.0	0.0 to -30	V _{TAP} -1.0	(-V)+2.0	120	40	I9	3I,6A,9A
4	9625	MOS-TTL Dual	+5.0	0.0 to -30	+3.2	+0.4	70	60	I10	3I,6A,9A
5	9643	Dual TTL to MOS Driver	+5.0 to +12	0.0	V _{CC} -0.5	+0.3	8.0	—	I57, 58	6A,6T, 9A,9T
6	9644	Dual TTL to MOS Driver	+5.0 to +12	0.0	V _{CC} -0.5	+0.3	8.0	—	I57	6T,9T
7	9645	Quad TTL to MOS Driver	+5.0	0.0	V _{CC} -0.5	+0.3	8.0	—	I59	6B,9B
8	9646	Dual MOS Clock Driver	-22 to +22	0.0	V _{CC} -0.5	+1.0	30	—	I60, 61	6A,9A 9T
9	11C24	Dual TTL Voltage Controlled Multivibrator	+5.0	—	+2.5	+0.5	30	160	E19	6A
10	11C44	Phase-Freq Detector	+5.0	—	+2.5	+0.5	—	165	E20	6A
11	11C58	ECL Voltage Controlled Multivibrator	+5.0	-5.2	-0.96	-1.62	—	260	E21	6B
12	10124/ 10524	TTL-ECL Quad Diff Driver	+5.0	-5.2	-0.96	-1.65	3.0	265	E16	4L,6B, 9B
13	10125/ 10525	ECL-TTL Quad Buffer	+5.0	-5.2	+2.5	+0.5	3.0	410	E17	4L,6B 9B
14	10177	ECL to MOS	+5.0 or +6.0	-5.2	+3.0 or +4.0	+0.5 or +0.6	6.0	430	E106	4L,6B 9B
15	95124	TTL-ECL Quad Diff Driver	+5.0	-5.2	-1.05	-1.595	3.0	295	E16	6B

1. In some cases, only commercial temperature range devices are given. Please request specific information for military versions.
2. 105XX and 106XX denote military temperature range.

FAIRCHILD INTERFACE

CONVERTERS

CONVERTERS

Item	DEVICE NO.	Function	Input Compatibility	Output Current MSB-mA (Max)	Non-Linearity % (Full Scale)	Output Current Settling Time ns	Logic/Connection Diagram	Package(s)
1	μ A0801/ DAC-08	8-Bit High Speed Digital-to-Analog Converter	TTL, CMOS, ECL, HTL, MOS	2.0	± 0.1	85	I62	6B,9B
2	μ A0802/ 1408	8-Bit Multiplying Digital-to-Analog Converter	TTL, CMOS	2.0	± 0.19	250	I63	6B,9B
3	μ A4151	Voltage-to-Frequency Converter	TTL, CMOS	—	—	—	I64	5S,6T,9T
4	μ A7151	Voltage-to-Frequency Converter w/Op Amp	TTL, CMOS	—	—	—	I65	6A,9A
5	9650	4-Bit Current Source	TTL	2.0	± 0.1	—	I12	6B
6	9706 ⁽¹⁾	8-Channel, 6-Bit Microprocessor, Digital-to-Analog Converter	TTL	—	—	—	I66	6A,9A
7	9708 ⁽¹⁾	6-Channel, 8-Bit Microprocessor, Analog-to-Digital Converter	TTL	—	± 0.2	—	I67	6B,9B
8	9710 ⁽¹⁾	10-Bit High Speed Digital-to-Analog Converter	TTL, CMOS, ECL	8.0	± 0.25	200	—	6N,9N
9	9712 ⁽¹⁾	12-Bit High Speed Digital-to-Analog Converter	TTL, CMOS, ECL	8.0	± 0.25	300	—	6N,9N

AMPLIFIERS

CORE SENSE AMPLIFIERS

Item	DEVICE NO. ⁽²⁾	Function	Differential Threshold Voltage Range V _{REF} = 15mV mV	Common Mode Range V	Gate Function	Output Configuration	t _{pd} -ns (Typ)	Logic/Connection Diagram	Package(s)
10	7524	Dual Sense Amp	11 to 19	± 2.5	AND	Com Collector	25	I30	6B,9B
11	7525	Dual Sense Amp	8.0 to 22	± 2.5	AND	Com Collector	25	I30	6B,9B
12	7528	Dual Sense Amp	11 to 19	± 2.5	AND	Com Collector	25	I31	6B,9B
13	7529	Dual Sense Amp	8.0 to 22	± 2.5	AND	Com Collector	25	I31	6B,9B

1. To be announced

2. In some cases, only commercial temperature range devices are given. Please request specific information for military versions.

FAIRCHILD INTERFACE

AMPLIFIERS

CORE SENSE AMPLIFIERS

Item	DEVICE NO.*	Function	Differential Threshold Voltage-mV	Common Mode Range V	Gate Function	Output Configuration	t _{pd} -ns (Typ)	Logic/Connection Diagram	Package(s)
1	7534	Dual Sense Amp	11 to 19	±2.5	NAND	Uncom Collector	25	I32	6B,9B
2	7535	Dual Sense Amp	8.0 to 22	±2.5	NAND	Uncom Collector	25	I32	6B,9B
3	75234	Dual Sense Amp	11 to 19	±2.5	NAND	Com Collector	25	I32	6B,9B
4	75235	Dual Sense Amp	8.0 to 22	±2.5	NAND	Com Collector	25	I32	6B,9B

TAPE/DISC PREAMPLIFIERS

Item	DEVICE NO.	Function	Voltage Gain V/V (Typ)	Bandwidth Unity Gain MHz (Typ)	Input Offset Current μ A (Typ)	Input Offset Voltage mV (Typ)	Output Voltage Swing V (Typ)	Logic/Connection Diagram	Package(s)
5	μ A733	Diff Video Amp	400	120	0.4	0.6	2.5	I1	TO-91 5B, 6A, 9A
6	μ A739	Dual Low Noise Preamp	20	1.0	0.05	1.0	+12,-14	I48	6A,9A

* In some cases, only commercial temperature range devices are given. Please request specific information for military versions.

FAIRCHILD INTERFACE

SWITCHES

ANALOG SWITCHES

Item	DEVICE NO.	Description	Input Logic	Channel Resistance Ω (Max)	Supply Voltage V	Logic/Connection Diagram	Packages
1	SH3002	SPDT Analog Switch	TTL	200	± 12	H6	TO-100
2	SH3003	DPST Analog Switch	TTL	200	± 12	H7	TO-100
3	4016B	Quad Bilateral SPST Switch	CMOS	1080	3.0 to 15	C63	3I,6A,9A
4	4051B	8-Chan Analog Multiplexer	CMOS	340	3.0 to 15	C65	4L,6B,9B
5	4052B	Dual 4-Chan Analog Multiplexer	CMOS	340	3.0 to 15	C64	4L,6B,9B
6	4053B	Triple 2-Chan Analog Multiplexer	CMOS	340	3.0 to 15	C96	4L,6B,9B
7	4066B	Quad Bilateral SPST Switch	CMOS	300	3.0 to 15	C63	3I,6A,9A
8	4067B	16-Chan Analog Multiplexer	CMOS	340	3.0 to 15	C97	4M,6N,9N
9	4741B	4x4 Crosspoint Switch	CMOS	340	3.0 to 15	C98	4L,6B,9B

SPECIAL FUNCTIONS

TIMERS AND COUNTERS

Item	DEVICE NO.*	Function	Time Delay Hrs	Free Running Frequency KHz	Output Compatibility	Output Current mA	Supply Voltage V (Max)	Timing Error %	Logic/Connection Diagram	Package(s)
10	μ A555	Single Timer	1.0	100	TTL	200	18	1.0	I28	5B,9T
11	μ A556	Dual Timer	1.0	100	TTL	200	18	1.0	I29	7B,9B
12	μ A2240	Programmable Timer-Counter	120	—	TTL	5.0	18	0.5	I27	7B,9B

*In some cases, only commercial temperature range devices are given. Please request specific information for military versions.

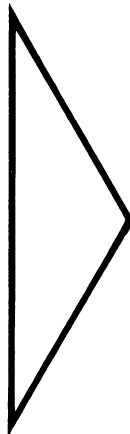

FAIRCHILD INTERFACE

SPECIAL FUNCTIONS

ARRAYS

Item	DEVICE NO.*	Function	Balanced Input	Balanced Output	Low Noise	AGC Capability	Multiple Unit	Wideband	Switching Application	VCBO-V	VCEO-V	VEBO-V	IC-MA	Diode Matching mV	Reverse Recovery Time-ns	Logic/Connection Diagram	Package(s)
1	μ A726	Temp Controlled Diff Pair	•	•	•	—	—	—	—	40	30	5.0	5.0	—	—	140	5U
2	μ A3018	Matched Transistor Array	•	•	—	•	•	•	—	20	15	5.0	50	—	—	141	5G
3	μ A3018A	Matched Transistor Array	•	•	—	•	•	•	—	20	15	5.0	50	—	—	141	5G
4	μ A3019	Diode Array	—	—	—	—	—	—	•	—	—	—	—	1.0	—	147	5E
5	μ A3026	Dual Diff Amp Transistor Array	—	—	—	—	—	—	—	20	15	5.0	50	—	—	144	5G
6	μ A3036	Dual Darlington Transistor Array	•	•	•	—	•	—	—	30	15	5.0	50	—	—	142	5E
7	μ A3039	Quad Plus Two Diodes	—	—	—	—	—	—	•	—	—	—	—	1.0	1.0	146	5G
8	μ A3045	Diff Pair Plus Three Transistors	•	•	—	—	•	•	—	20	15	5.0	50	—	—	143	6A
9	μ A3046	Diff Pair Plus Three Transistors	•	•	—	—	•	•	—	20	15	5.0	50	—	—	143	6A, 9A
10	μ A3054	Dual Diff Amp Transistor Array	—	—	—	—	•	—	—	20	15	5.0	50	—	—	145	6A 9A
11	μ A3086	Diff Pair Plus Three Transistors	•	•	—	—	•	•	—	20	15	5.0	50	1.0	—	143	6A

*Military grade available.



PRODUCT INDEX	1
DIODES	2
TRANSISTORS	3
OPTOELECTRONICS	4
CHARGE-COUPLED DEVICES	5
HYBRIDS	6
LINEAR	7
INTERFACE	8
DIGITAL	9
MEMORIES	10
MICROCOMPUTERS	11
AEROSPACE AND DEFENSE	12
LOGIC/CONNECTION DIAGRAMS	13
ORDERING INFORMATION AND PACKAGE OUTLINES	14
FAIRCHILD FIELD SALES OFFICES, REPRESENTATIVES AND DISTRIBUTORS	15

TTL

SSI FUNCTIONS

Item	Function ⁽¹⁾	9000 Series 8 ns/10 mW	Low Power Schottky 54LS/74LS 5 ns/2 mW	Std. TTL 54/74 10 ns/10 mW	High Speed 54H/74H 6 ns/22 mW	High Speed Schottky 54S/74S 3 ns/19 mW	Logic/Connection Diagram ⁽²⁾	Packages ⁽³⁾
NAND Gates								
1	Hex Inverters	9016	54LS/74LS04	54/7404	54H/74H04	54S/74S04 9S04A	D1	3I,6A,9A
2	Hex Inverts (OC)	9017	54LS/74LS05	54/7405	54H/74H05	54S/74S05 9S05A	D1	3I,6A,9A
3	Hex Inverter (15 V)	—	—	54/7416	—	—	D1	3I,6A,9A
4	Hex Inverter (30 V)	—	—	54/7406	—	—	D1	3I,6A,9A
5	Hex Schmitt Trigger	—	54LS/74LS14	54/7414	—	—	D1	3I,6A,9A
6	Quad 2-Input	9002	54LS/74LS00	54/7400	54H/74H00	54S/74S00	D2	3I,6A,9A
7	Quad 2-Input (OC)	9012	54LS/74LS03	54/7403	54H/74H01	54S/74S03	D2	3I,6A,9A
8	Quad 2-Input (OC)	—	—	54/7401	—	—	D3	3I,6A,9A
9	Quad 2-Input (12 V)	—	54LS/74LS26	7426	—	—	D2	3I,6A,9A
10	Quad 2-Input (48 mA)	—	54LS/74LS37	54/7437	—	—	D2	3I,6A,9A
11	Quad 2-Input (OC/48 mA)	—	74LS38	54/7438	—	—	D2	3I,6A,9A
12	Quad 2-Input Line Dvr	96101	—	54/7439	—	—	D3	3I,6A,9A
13	Quad 2-Input Schmitt	—	74LS132	54/74132	—	54S/74S132	D2	3I,6A,9A
14	Triple 3-Input	9003	54LS/74LS10	54/7410	54H/74H10	54S/74S10	D4	3I,6A,9A
15	Triple 3-Input (OC)	—	—	54/7412	—	—	D4	3I,6A,9A
16	Dual 4-Input	9004	54LS/74LS20	54/7420	54H/74H20	74S20	D5	3I,6A,9A
17	Dual 4-Input Schmitt	—	54LS/74LS13	54/7413	—	—	D65	3I,6A,9A
18	Dual 4-Input (OC)	—	54LS/74LS22	54/7422	54H/74H22	74S22	D5	3I,6A,9A
19	Dual 4-Input Buffer	9009	54LS/74LS40	54/7440	54H/74H40	54S/74S40	D5	3I,6A,9A
20	Dual 4-Input Line Dvr	—	—	—	—	54S/74S140	D5	3I,6A,9A
21	8-Input	9007	—	—	—	—	D6	3I,6A
22	8-Input	—	54LS/74LS30	54/7430	54H/74H30	54S/74S30	D7	3I,6A,9A
23	13-Input	—	54LS/74LS133	—	—	54S/74S133	D8	4L,6B,9B
24	12-Input (3S)	—	—	—	—	54S/74S134	D9	4L,6B,9B

Notes on following pages.

FAIRCHILD DIGITAL

TTL

SSI FUNCTIONS (Cont'd)

Item	Function ⁽¹⁾	9000 Series 8 ns/10 mW	Low Power Schottky 54LS/74LS 5 ns/2 mW	Std. TTL 54/74 10 ns/10 mW	High Speed 54H/74H 6 ns/22 mW	High Speed Schottky 54S/74S 3 ns/19 mW	Logic/Connection Diagram ⁽²⁾	Packages ⁽³⁾
NOR Gates								
1	Quad 2-Input	—	54LS/74LS02	54/7402	—	54S/74S02	D10	3I,6A,9A
2	Quad 2-Input	9015	—	—	—	—	D11	4L,6B
3	Triple 3-Input	—	54LS/74LS27	54/7427	—	—	D12	3I,6A,9A
4	Dual 4-Input w/Strobe	—	—	54/7425	—	—	D13	3I,6A,9A
5	Dual 4-Input (Exp)	—	—	54/7423	—	—	D14	4L,6B,9B
6	Dual 5-Input	—	54LS/74LS260	—	—	—	D72	3I,6A,9A
7	Quad 2-Input	—	54LS/74LS28	—	—	—	D10	3I,6A,9A
8	Quad 2-Input (OC)	—	74LS33	—	—	—	D10	6A,9A
AND Gates								
9	Hex Buffer (OC/15 V)	—	—	54/7417	—	—	D15	3I,6A,9A
10	Hex Buffer (OC/30 V)	—	—	54/7407	—	—	D15	3I,6A,9A
11	Quad 2-Input	—	54LS/74LS08	54/7408	54H/74H08	54S/74S08	D16	3I,6A,9A
12	Quad 2-Input (OC)	—	54LS/74LS09	54/7409	—	54S/74S09	D16	3I,6A,9A
13	Quad 2-2-3-3 Input	—	—	—	—	9S41	D17	4L,6B,9B
14	Triple 3-Input	—	54LS/74LS11	54/7411	54H/74H11	54S/74S11	D18	3I,6A,9A
15	Triple 3-Input (OC)	—	54LS/74LS15	—	—	54S/74S15	D18	3I,6A,9A
16	Dual 4-Input	—	54LS/74LS21	54/7421	54H/74H21	—	D19	3I,6A,9A
OR Gates								
17	Quad 2-Input	—	54LS/74LS32	54/7432	—	54S/74S32	D20	3I,6A,9A
Exclusive OR Gates								
18	Quad 2-Input	—	54LS/74LS86	54/7486	—	54S/74S86	D21	3I,6A,9A
19	Quad 2-Input (OC)	—	54LS/74LS136	—	—	—	D21	3I,6A,9A
20	Quad 2-Input OR/NOR	9014	—	—	—	—	D22	4L,6B
21	Quad 2-Input OR/NOR	—	—	—	—	54S/74S135	D23	4L,6B,9B
22	Quad 2-Input	—	54LS/74LS386	—	—	—	D94	3I,6A,9A

Notes on following pages.

FAIRCHILD DIGITAL

TTL

SSI FUNCTIONS (Cont'd)

Item	Function ⁽¹⁾	9000 Series 8 ns/10 mW	Low Power Schottky 54LS/74LS 5 ns/2 mW	Std. TTL 9N 54/74 10 ns/10 mW	High Speed 54H/74H 6 ns/22 mW	High Speed Schottky 54S/74S 3 ns/19 mW	Logic/Connection Diagram ⁽²⁾	Packages ⁽³⁾
Exclusive NOR Gate								
1	Quad 2-Input (OC)	—	74LS266	9386 (8242)	—	—	D94	3I,6A,9A
AND-OR Gates								
2	Dual 4-2 Input	—	—	—	—	9S42	D25	4L,6B,9B
3	2-2-2-3 Input (Exp)	—	—	—	54H/74H52	—	D26	3I,6A,9A
AND-OR-INVERT Gates								
4	Dual 2-2 Input (Exp)	9005	—	54/7450	54H/74H50	—	D27	3I,6A,9A
5	Dual 2-2 Input	—	54LS/74LS51	54/7451	54H/74H51	54S/74S51	D28	3I,6A,9A
6	2-2-2-3 Input (Exp)	9008	—	54/7453	54H/74H53	—	D29	3I,6A,9A
7	2-2-2-3 Input	—	—	54/7454	54H/74H54	—	D30	3I,6A,9A
8	2-2-3-3 Input	—	54LS/74LS54	—	—	—	D31	3I,6A,9A
9	2-2-3-4 Input	—	—	—	—	74S64	D32	6A,9A
10	2-2-3-4 Input (OC)	—	—	—	—	74S65	D32	6A,9A
11	4-4 Input (Exp)	—	—	—	54H/74H55	—	D33	3I,6A,9A
12	4-4 Input	—	54LS/74LS55	—	—	—	D34	3I,6A,9A
Gate Expanders								
13	Triple 3-Input	—	—	—	54H/74H61	—	D35	3I,6A,9A
14	Dual 4-Input	9006	—	54/7460	54H/74H60	—	D36	3I,6A,9A
15	2-2-3-3 AND-OR	—	—	—	54H/74H62	—	D37	3I,6A,9A
Buffer Gates and Drivers								
16	Quad Buffer (3S)	—	54LS/74LS125	54/74125	—	—	D66	3I,6A,9A
17	Quad Buffer (3S)	—	54LS/74LS126	54/74126	—	—	D67	3I,6A,9A
18	Hex (3S)	—	54LS/74LS365	—	—	—	D68	4L,6B,9B
19	Hex Inverter (3S)	—	54LS/74LS366	—	—	—	D69	4L,6B,9B
20	Hex (3S)	—	54LS/74LS367	—	—	—	D70	4L,6B,9B
21	Hex Inverter (3S)	—	54LS/74LS368	—	—	—	D71	4L,6B,9B

1. OC = open collector, 3S = 3-state.

2. The logic symbols located in the Logic/Connection Diagram Section are for the DIP version.

3. For specific availability or delivery information on a given package and temperature grade, consult the Fairchild O.E.M. Price List or call the local sales representative or distributor.

FAIRCHILD DIGITAL

TTL

TTL SINGLE AND DUAL FLIP-FLOPS

Item	Function	DEVICE NO.	Inputs	Clock Edge	Direct Set	Direct Clear	Clock Frequency MHz (Typ)	Clock to Output Delay-ns (Typ)	Power Dissipation mW (Typ)	Logic/Connection Diagram	Package(s)
1	Single JK	9000	3J, 3K, JK		X	X	20	16	100	D50	3I, 6A
2	Single JK	9001	2J, 2K, J, K, JK		X	X	50	16	115	D51	3I, 6A
3	Single JK	54H/74H71	(AOI) (2+2)J, (2+2)K		X	—	30	22	95	D52a	3I, 6A, 9A
4	Single JK	54H/74H101	(AOI) (2+2)J, (2+2)K		X	—	50	16	100	D52b	3I, 6A, 9A
5	Single JK	54/7472	3J, 3K		X	X	20	25	50	D53a	3I, 6A, 9A
6	Single JK	54H/74H72	3J, 3K		X	X	30	22	80	D53a	3I, 6A, 9A
7	Single JK	54H/74H102	3J, 3K		X	X	50	16	100	D53b	3I, 6A, 9A
8	Single JK	54/7470	2J, 2K, \bar{J} , \bar{K}		X	X	35	27	65	D54	3I, 6A, 9A
9	Dual D	54/7474	D		X	X	25	20	85	D61	3I, 6A, 9A
10	Dual D	54H/74H74	D		X	X	43	13	150	D61	3I, 6A, 9A
11	Dual D	54S/74S74	D		X	X	100	7.0	150	D61	3I, 6A, 9A
12	Dual D	54LS/74LS74	D		X	X	50	15	20	D61	3I, 6A, 9A
13	Dual JK	9020	J, K, \bar{J} , \bar{K} , JK		—	X	50	16	210	D55	4L, 6B
14	Dual JK	9022	J, \bar{K} , JK		X	X	15	16	210	D56	4L, 6B
15	Dual JK	54/7473	J, K		—	X	20	25	100	D57a	3I, 6A, 9A
16	Dual JK	54/74107	J, K		—	X	20	25	100	D57a	3I, 6A, 9A
17	Dual JK	54H/74H73	J, K		—	X	30	22	160	D57a	3I, 6A, 9A
18	Dual JK	54H/74H103	J, K		—	X	50	16	200	D57b	3I, 6A, 9A
19	Dual JK	54S/74S113	J, K		X	—	125	5.0	150	D63	3I, 6A, 9A
20	Dual JK	54LS/74LS113	J, K		X	—	60	12	20	D63	3I, 6A, 9A
21	Dual JK	54/7476	J, K		X	X	20	25	100	D58	4L, 6B, 9B
22	Dual JK	54H/74H76	J, K		X	X	30	22	150	D58	4L, 6B, 9B
23	Dual JK	54H/74H106	J, K		X	X	50	16	200	D58	4L, 6B, 9B
24	Dual JK	54S/74S112	J, K		X	X	125	5.0	150	D62	4L, 6B, 9B
25	Dual JK	54LS/74LS112	J, K		X	X	60	12	20	D62	4L, 6B, 9B
26	Dual JK	54H/74H78	J, K		X	X	30	22	160	D59a	3I, 6A, 9A
27	Dual JK	54H/74H108	J, K		X	X	50	16	200	D59b	3I, 6A, 9A

FAIRCHILD DIGITAL

TTL

TTL SINGLE AND DUAL FLIP-FLOPS (Cont'd)

Item	Function	DEVICE NO.	Inputs	Clock Edge	Direct Set	Direct Clear	Clock Frequency MHz (Typ)	Clock to Output Delay ns (Typ)	Power Dissipation mW (Typ)	Logic/Connection Diagram	Package(s)
1	Dual JK	54S/74S114	J,K		X	X	125	5.0	150	D64	3I,6A,9A
2	Dual JK	54LS/74LS114	J,K		X	X	60	12	20	D64	3I,6A,9A
3	Dual JK	9024,54/74109	J,K		X	X	25	22	90	D60	4L,6B,9B
4	Dual JK	54S/74S109	J,K		X	X	100	7.0	160	D60	4L,6B,9B
5	Dual JK	54LS/74LS109	J,K		X	X	50	15	20	D60	4L,6B,9B
6	Dual JK	54LS/74LS76	J,K		X	X	60	12	20	D58	4L,6B,9B
7	Dual JK	54LS/74LS107	J,K		—	X	60	12	20	D57a	3I,6A,9A
8	Dual JK	54LS/74LS78	J,K		X	X	45	16	20	D82	3I,6A,9A

LATCHES/FLIP-FLOPS

Item	Function	DEVICE NO.	Data Inputs	Common Clear	Enable/Clock Inputs (Level)	Required Enable/Clock Pulse Width-ns (Typ)	Enable/Clock to Q Delay-ns (Typ)	Data to Q Delay ns (Typ)	Power Dissipation mW (Typ)	Logic/Connection Diagram	Package(s)
9	4-Bit RS Latch	9314	4x($\overline{R}_1\overline{S}_1$)	L	1(L)	12	18	18	175	D146	4L,7B,9B
10	4-Bit RS Latch	93L14	4x($\overline{R}_1\overline{S}_1$)	L	1(L)	30	51	45	50	D146	4L,7B,9B
11	4-Bit RS Latch	54/74279	4x($\overline{R}\overline{S}$)	—	—	—	—	14	90	D147	4L,6B,9B
12	4-Bit RS Latch	54LS/74LS279	4x($\overline{R}\overline{S}$)	—	—	—	—	14	19	D147	4L,6B,9B
13	4-Bit D Latch	9314	4xD	L	1(L)	12	18	18	175	D146	4L,7B,9B
14	4-Bit D Latch	93L14	4xD	L	1(L)	30	51	45	50	D146	4L,7B,9B
15	4-Bit D Latch	54/7475	4xD	—	2(H)	20	16	16	160	D148	4L,6B,9B
16	4-Bit D Latch	5477	4xD	—	2(H)	20	16	16	160	D149	3I
17	4-Bit D Latch	54/74196	4xD	L	1(L)	20	23	20	240	D125	3I,6A,9A
18	4-Bit D Latch	54LS/74LS196	4xD	L	1(L)	20	28	24	60	D125	3I,6A,9A
19	4-Bit D Latch	54/74197	4xD	L	1(L)	20	23	20	240	D125	3I,6A,9A
20	4-Bit D Latch	54LS/74LS197	4xD	L	1(L)	20	28	24	60	D125	3I,6A,9A
21	4-Bit D Latch	54LS/74LS75	4xD	—	2(H)	20	10	10	32	D148	4L,6B,9B
22	4-Bit D Latch	54LS/74LS77	4xD	—	2(H)	20	10	10	32	D149	4L,6B,9B

FAIRCHILD DIGITAL

TTL

LATCHES/FLIP-FLOPS (Cont'd)

Item	Function ⁽¹⁾	DEVICE NO.	Data Inputs	Common Clear	Enable/Clock Inputs (Level)	Required Enable/Clock Pulse Width-ns (Typ)	Enable/Clock to Q Delay-ns (Typ)	Data to Q Delay ns (Typ)	Power Dissipation mW (Typ)	Logic/Connection Diagram	Package(s)
1	4-Bit D Latch	54LS/74LS375	4xD	—	2(H)	20	10	10	32	D190	4L,6B,9B
2	4-Bit D Flip-Flop	54/74175	4xD	L	1(L)	20	20	—	150	D150	4L,6B,9B
3	4-Bit D Flip-Flop	54LS/74LS175	4xD	L	1(L)	20	21	—	55	D150	4L,6B,9B
4	4-Bit D Flip-Flop	54S/74S175	4xD	L	1(L)	7.0	10	—	300	D150	4L,6B,9B
5	4-Bit D Flip-Flop	54/74298	4x2	—	1(L)	20	20	—	195	D156	4L,7B,9B
6	4-Bit D Flip-Flop	54LS/74LS298	4x2	—	1(L)	20	20	—	65	D156	4L,6B,9B
7	Dual 4-Bit D Latch	9308	8xD	2xL	2x2 AND	15	19	12	300	D151	4M,6N,9N
8	Dual 4-Bit D Latch	93L08	8xD	2xL	2x2 AND	30	32	32	100	D151	4M,6N,9N
9	Dual 4-Bit D Latch	54/74116	8xD	2xL	2x2 AND	15	19	12	300	D151	4M,6N,9N
10	Dual 4-Bit Addr. Latch	54LS/74LS256	8xD	X	2(L)	12	20	20	100	D87	4L,6B,9B
11	6-Bit D Flip-Flop	54/74174	6	L	1(L)	20	20	—	225	D152	4L,6B,9B
12	6-Bit D Flip-Flop	54S/74S174	6	L	1(L)	7.0	10	—	450	D152	4L,6B,9B
13	6-Bit D Flip-Flop	54LS/74LS174	6	L	1(L)	20	21	—	80	D152	4L,6B,9B
14	8-Bit D Flip-Flop(3S)	54LS ⁽²⁾ /74LS374	8xD	—	1(L)	10	23	23	135	D86	9Z
15	8-Bit D Latch	54LS ⁽²⁾ /74LS373	8xD	—	1(H)	15	24	16	120	D85	9Z
16	8-Bit D Latch	54LS ⁽²⁾ /74LS573	8xD	—	1(L)	—	—	—	—	D179	9Z
17	8-Bit Addr Latch	9334	1xD	L	1(L) 3 addr bits	11	18	28	280	D134	4L,7B,9B
18	8-Bit Addr Latch	93L34	1xD	L	1(L) 3 addr bits	18	30	37	70	D134	4L,6B,9B
19	8-Bit Addr Latch	54LS/74LS259	1xD	L	1(L) 3 addr bits	11	18	28	70	D134	4L,6B,9B
20	8-Bit Multi Port Reg	9338	1xD	—	1(L) 9 addr bits	7.0	24	35	425	D153	4L,7B,9B
21	8-Bit Multi Port Reg	93L38	1xD	—	1(L) 9 addr bits	19	38	52	105	D153	4L,7B,9B
22	4x4 Register File	54/74170	4xD	—	2	25	—	25	635	D154	4L,7B,9B
23	4x4 Register File	54LS/74LS170	4xD	—	2	25	—	26	125	D154	4L,7B,9B
24	4x4 Register File(3S)	54LS/74LS670	4xD	—	2	25	—	24	150	D154	4L,7B,9B

1. 3S = 3-state 2. To be announced

TTL

MULTIPLEXERS

Item	Function	DEVICE NO.	Enable Inputs	True Output ⁽¹⁾	Complement Output ⁽¹⁾	Select Delay ns (Typ)	Enable Delay ns (Typ)	Data Delay ns (Typ)	Power Dissipation mW (Typ)	Fan-Out (UL) ⁽²⁾	Logic/Connection Diagram	Package(s)
1	Quad 2-Input	9322	1	X	—	18	14	9.0	150	10	D157	4L,7B,9B
2	Quad 2-Input	93L22	1	X	—	23	20	14	45	5.0	D157	4L,7B,9B
3	Quad 2-Input	54/74157	1	X	—	18	14	9.0	150	10	D157	4L,7B,9B
4	Quad 2-Input	54LS/74LS157	1	X	—	18	14	9.0	49	5.0	D157	4L,6B,9B
5	Quad 2-Input	54S/74S157	1	X	—	10	8.0	5.0	250	12.5	D157	4L,6B,9B
6	Quad 2-Input	54LS/74LS158	1	—	X	16	12	7.0	24	5.0	D157	4L,6B,9B
7	Quad 2-Input	54S/74S158	1	—	X	8.0	7.0	4.0	195	12.5	D157	4L,6B,9B
8	Quad 2-Input	54LS/74LS257	1	3S	—	14	16	12	50	5.0	D157	4L,6B,9B
9	Quad 2-Input	54S/74S257	1	3S	—	10	13	5.0	320	12.5	D157	4L,6B,9B
10	Quad 2-Input	54LS/74LS258	1	—	3S	12	16	10	35	5.0	D157	4L,6B,9B
11	Quad 2-Input	54S/74S258	1	—	3S	8.0	13	4.0	280	12.5	D157	4L,6B,9B
12	Quad 2-Input	54/74298	Clocked (edge-trigger)	X Latched	—	—	20	—	195	10	D156	4L,7B,9B
13	Quad 2-Input	54LS/74LS298	Clocked (edge-trigger)	X Latched	—	—	20	—	65	5.0	D156	4L,6B,9B
14	Dual 4-Input	9309	—	X	X	15	—	10	150	10	D155	4L,6B,9B
15	Dual 4-Input	93L09	—	X	X	45	—	30	38	5.0	D155	4L,6B,9B
16	Dual 4-Input	54/74153	2	X	—	22	19	15	180	10	D158	4L,6B,9B
17	Dual 4-Input	54LS/74LS153	2	X	—	18	16	10	31	5.0	D158	4L,6B,9B
18	Dual 4-Input	54S/74S153	2	X	—	12	10	6.0	225	12.5	D158	4L,6B,9B
19	Dual 4-Input	54LS/74LS253	2	3S	—	18	16	10	43	5.0	D158	4L,6B,9B
20	Dual 4-Input	54S/74S253	2	3S	—	12	13	6.0	325	12.5	D158	4L,6B,9B
21	Dual 4-Input	54LS/74LS352	2	—	X	17	15	8.0	31	5.0	D180	4L,6B,9B
22	Dual 4-Input	54LS/74LS353	2	3S	3S	20	12	10	42	5.0	D181	4L,6B,9B
23	8-Input	9312	1	X	X	18	15	10	135	10	D159	4L,7B,9B
24	8-Input	93L12	1	X	X	54	45	30	36	5.0	D159	4L,7B,9B
25	8-Input	93S12	1	X	X	12	10	7.0	190	12.5	D159	4L,7B,9B
26	8-Input	9313	1	X	OC	25	22	18	135	10	D159	4L,7B,9B

1. OC = open collector, 3S = 3-state
2. Unit Load (UL) = 40 μ A HIGH/1.6 mA LOW

FAIRCHILD DIGITAL

TTL

MULTIPLEXERS (Cont'd)

Item	Function	DEVICE NO.	Enable Inputs	True Output (1)	Complement Output ⁽¹⁾	Select Delay ns (Typ)	Enable Delay ns (Typ)	Data Delay ns (Typ)	Power Dissipation mW (Typ)	Fan-Out (UL) ⁽²⁾	Logic/Connection Diagram	Packages(s)
1	8-Input	54/74151A	1	X	X	25	21	16	145	10	D160	4L,7B,9B
2	8-Input	54LS/74LS151	1	X	X	28	25	18	30	5.0	D160	4L,6B,9B
3	8-Input	54S/74S151	1	X	X	12	11	8.0	225	12.5	D160	4L,6B,9B
4	8-Input	54LS/74LS251	1	3S	3S	29	21	18	33	5.0	D160	4L,6B,9B
5	8-Input	54S/74S251	1	3S	3S	12	12	8.0	275	12.5	D160	4L,6B,9B
6	8-Input	74152A	1	—	X	18	—	8.0	130	10	D161	7A,9A
7	8-Input	54LS/74LS152	—	—	X	22	—	11	28	5.0	D161	4L,6B,9B
8	16-Input	54/74150	1	—	X	22	21	13	200	10	D162	4M,6N,9N

DECODERS/DEMULTIPLEXERS

Item	Function	DEVICE NO.	Address Inputs	Active LOW Enable	Active LOW Outputs	Open Collector Output Voltage V	Address Delay ns (Typ)	Enable Delay ns (Typ)	Power Dissipation mW (Typ)	Fan-Out (UL) ⁽²⁾	Logic/Connection Diagram	Package(s)
9	Dual 1-of-4	9321	2+2	1+1	4+4	—	14	12	150	10	D131	4L,6B,9B
10	Dual 1-of-4	93L21	2+2	1+1	4+4	—	43	34	45	5.0	D131	4L,6B,9B
11	Dual 1-of-4	54LS/74LS139	2+2	1+1	4+4	—	22	19	34	5.0	D131	4L,6B,9B
12	Dual 1-of-4	54S/74S139	2+2	1+1	4+4	—	7.5	6.0	300	12.5	D131	4L,6B,9B
13	Dual 1-of-4	54/74155	2	2+2	4+4	—	21	18	125	10	D132	4L,6B,9B
14	Dual 1-of-4	54LS/74LS155	2	2+2	4+4	—	18	15	30	5.0	D132	4L,6B,9B
15	Dual 1-of-4	54/74156	2	2+2	4+4	5.5	23	20	125	10	D132	4L,6B,9B
16	Dual 1-of-4	54LS/74LS156	2	2+2	4+4	5.5	33	26	31	5.0	D132	4L,6B,9B
17	1-of-8	9301	3	1	8	—	22	22	145	10	D133	4L,6B,9B
18	1-of-8	93L01	3	1	8	—	36	36	45	5.0	D133	4L,6B,9B
19	1-of-8	9302	3	1	8	5.5	30	30	145	10	D133	4L,6B,9B
20	1-of-8	9334	3	1	8	—	30	19	280	6.0	D134	4L,7B,9B

1. OC = open collector, 3S = 3-state
2. Unit Load (UL) = 40 μ A HIGH/1.6mA LOW

TTL

DECODERS/DEMULTIPLIPLEXERS (Cont'd)

Item	Function	DEVICE NO.	Address Inputs	Active LOW Enable	Active LOW Outputs	Open Collector Output Voltage V	Address Delay ns (Typ)	Enable Delay ns (Typ)	Power Dissipation mW (Typ)	Fan-Out (UL)**	Logic/Connection Diagram	Package(s)
1	1-of-8	93L34	3	1	8	—	46	30	70	5.0	D134	4L,7B,9B
2	1-of-8	54LS/74LS259	3	1	8	—	30	19	60	5.0	D134	4L,6B,9B
3	1-of-8	54/7445	3	1	8	30	40	40	215	80mA	D135	4L,7B,9B
4	1-of-8	54/7442	3	1	8	—	26	26	140	10	D135	4L,6B,9B
5	1-of-8	54LS/74LS42	3	1	8	—	17	17	35	5.0	D135	4L,6B,9B
6	1-of-8	54LS/74LS138	3	3	8	—	22	21	34	5.0	D136	4L,6B,9B
7	1-of-8	54S/74S138	3	3	8	—	8.0	7.0	225	12.5	D136	4L,6B,9B
8	1-of-8	54/74145	3	1	8	15	40	40	215	80mA	D135	4L,7B,9B
9	1-of-8 w/ Input Latches	93S137	3	2	8	—	14	8.0	310	12.5	D137	4L,6B,9B
10	1-of-10	9301	4 (BCD)	—	10	—	22	—	145	10	D133	4L,7B,9B
11	1-of-10	93L01	4 (BCD)	—	10	—	36	—	45	5.0	D133	4L,7B,9B
12	1-of-10	9302	4 (BCD)	—	10	5.5	30	—	145	10	D133	4L,7B,9B
13	1-of-10	54/7445	4 (BCD)	—	10	30	40	—	215	80mA	D135	4L,7B,9B
14	1-of-10	54/7442	4 (BCD)	—	10	—	26	—	140	10	D135	4L,6B,9B
15	1-of-10	54LS/74LS42	4 (BCD)	—	10	—	17	—	35	5.0	D135	4L,6B,9B
16	1-of-10	54/7443	4 Excess-3	—	10	—	26	—	140	10	D135	4L,6B,9B
17	1-of-10	54/7444	4 Excess-3 (Gray)	—	10	—	26	—	140	10	D135	4L,6B,9B
18	1-of-10	54/74145	4 (BCD)	—	10	15	40	—	215	80mA	D135	4L,7B,9B
9	1-of-16	9311	4	2	16	—	21	17	175	10	D138	4M,6N,9N
20	1-of-16	93L11	4	2	16	—	70	48	58	5.0	D138	4M,6N,9N
21	1-of-16	54/74154	4	2	16	—	22	19	180	10	D138	4M,6N,9N
22	1-of-10 Sequential (Decade Sequencer)	9319		Clock	10			25	300	10	D139	4L,7B,9B
23	1-of-10 Sequential (Decade Sequencer)	9320		Clock	10	3K Pull- up		25	310	10	D139	4L,7B,9B

* Unit Load (UL) = 40 μ A HIGH/1.6mA LOW

FAIRCHILD DIGITAL

TTL

REGISTERS

Item	Function	DEVICE NO.	No. of Bits	Serial Entry	Parallel Entry No. of Bits *	Clock Edge	Max Clock Freq MHz (Typ)	Clock to Output Delay ns (Typ)	Power Dissipation mW (Typ)	Logic/Connection Diagram	Package(s)
1	Parallel-in/Parallel-out Shift Right	9300	4	J, \bar{K}	4S		38	16	300	D163	4L,7B,9B
2	Parallel-in/Parallel-out Shift Right	93H00	4	J, \bar{K}	4S		55	12	325	D163	4L,7B,9B
3	Parallel-in/Parallel-out Shift Right	93L00	4	J, \bar{K}	4S		17	28	75	D163	4L,7B,9B
4	Parallel-in/Parallel-out Shift Right	93S00	4	J, \bar{K}	4S		105	10	350	D163	4L,7B,9B
5	Parallel-in/Parallel-out Shift Right	93H72	4	D	4S		60	12	475	D164	4L,7B,9B
6	Parallel-in/Parallel-out Shift Right	54/7494	4	D	4S		20	25	175	D165	4L,7B,9B
7	Parallel-in/Parallel-out Shift Right	54/7495	4	D	4S		36	20	195	D166	3I,7A,9A
8	Parallel-in/Parallel-out Shift Right	54LS/74LS95	4	D	4S		36	20	65	D166	3I,6A,9A
9	Parallel-in/Parallel-out Shift Right	54/7496	5	D	5A		10	25	240	D167	4L,7B,9B
10	Parallel-in/Parallel-out Shift Right	54/74178	4	D	4A		39	23	230	D168	3I,7A,9A
11	Parallel-in/Parallel-out Shift Right	54/74179	4	D	4A		39	23	230	D169	4L,7B,9B
12	Parallel-in/Parallel-out Shift Right	54/74195	4	J, \bar{K}	4S		39	17	195	D163	4L,7B,9B
13	Parallel-in/Parallel-out Shift Right	54LS/74LS195	4	J, \bar{K}	4S		39	17	70	D163	4L,6B,9B
14	Parallel-in/Parallel-out Shift Right	54/74199	8	J, \bar{K}	8S		35	20	360	D170	4M,6N,9N
15	Parallel-in/Parallel-out Shift Right	54LS/74LS295	4	D	4S		28	40	75	D171	3I,6A,9A
16	Parallel-in/Parallel-out Bi-Directional	54/74194	4	DR, DL	4S		36	16	195	D172	4L,7B,9B
17	Parallel-in/Parallel-out Bi-Directional	54S/74S194	4	DR, DL	4S		105	10	425	D172	4L,7B,9B

*A = asynchronous, S = synchronous

FAIRCHILD DIGITAL

TTL

REGISTERS (Cont'd)

Item	Function	DEVICE NO.	No. of Bits	Serial Entry	Parallel Entry No. of Bits ⁽¹⁾	Clock Edge	Max Clock Freq MHz (Typ)	Clock to Output Delay-ns (Typ)	Power Dissipation mW (Typ)	Logic/Connection Diagram	Package(s)
1	Parallel-in/Parallel-out Bi-Directional	54LS/74LS194	4	DR, DL	4S	┌	36	16	75	D172	4L,6B,9B
2	Parallel-in/Parallel-out Bi-Directional	54/74198	8	DR, DL	8S	┌	35	19	360	D173	4M,6N,9N
3	Parallel-in/Parallel-out Bi-Directional	54LS ⁽²⁾ /74LS299	8	D	4S	┌	40	15	175	D88	9Z
4	Parallel-in/Parallel-out Bi-Directional	54LS ⁽²⁾ /74LS323	8	D	8S	┌	40	15	175	D89	9Z
5	Serial-in/Parallel-out	54/74164	8	2D	—	┌	36	19	185	D174	3I,7A,9A
6	Serial-in/Parallel-out	54LS/74LS164	8	2D	—	┌	18	50	95	D174	3I,6A,9A
7	Parallel-in/Parallel-out	54/74174	6	—	6S	┌	35	21	230	D152	4L,7B,9B
8	Parallel-in/Parallel-out	54S/74S174	6	—	6S	┌	110	11	450	D152	4L,7B,9B
9	Parallel-in/Parallel-out	54LS/74LS174	6	—	6S	┌	40	21	65	D152	4L,6B,9B
10	Parallel-in/Parallel-out	54/74175	4	—	4S	┌	35	21	150	D150	4L,7B,9B
11	Parallel-in/Parallel-out	54S/74S175	4	—	4S	┌	110	11	300	D150	4L,7B,9B
12	Parallel-in/Parallel-out	54LS/74LS175	4	—	4S	┌	40	21	45	D150	4L,6B,9B
13	Parallel-in/Parallel-out	54/74298	4	—	2D Mux	┌	30	21	195	D156	4L,7B,9B
14	Parallel-in/Parallel-out	54LS/74LS298	4	—	2D Mux	┌	30	21	65	D156	4L,6B,9B
15	Parallel-in/Parallel-out	54LS ⁽²⁾ /74LS395	4	D	4S	┌	35	21	75	D196	4L,7B,9B
16	Parallel-in/Parallel-out	54LS ⁽²⁾ /74LS273	8	—	8S	┌	45	18	85	D90	9Z
17	Parallel-in/Parallel-out	54LS ⁽²⁾ /74LS374	8	—	8S	┌	55	20	135	D86	9Z
18	Parallel-in/Parallel-out	54LS ⁽²⁾ /74LS377	8	—	8S	┌	45	18	85	D91	9Z
19	Parallel-in/Parallel-out	54LS/74LS378	6	—	6S	┌	45	20	65	D92	4L,6B,9B
20	Parallel-in/Parallel-out	54LS/74LS379	4	—	4S	┌	45	15	75	D93	4L,6B,9B
21	Parallel-in/Parallel-out	54LS ⁽²⁾ /74LS398	4	—	2D Mux	┌	35	20	37	D95	9Z

1. A = asynchronous, S = synchronous

2. To be announced

FAIRCHILD DIGITAL

TTL

REGISTERS (Cont'd)

Item	Function	DEVICE NO.	No. of Bits	Serial Entry	Parallel Entry No. of Bits ⁽¹⁾	Clock Edge	Max Clock Freq MHz (Typ)	Clock to Output Delay-ns (Typ)	Power Dissipation mW (Typ)	Logic/Connection Diagram	Package(s)
1	Parallel-in/Parallel-out	54LS/74LS399	4	—	2D Mux	┌	35	20	37	D96	4L,6B,9B
2	Parallel-in/Parallel-out	54LS ⁽³⁾ /74LS574	8	—	8S	┌	55	20	135	D97	9Z
3	Parallel-in/Serial-out	54/7494	4	D	4S	┌	10	25	175	D165	4L,7B,9B
4	Parallel-in/Serial-out	54/74165	8	D	8A	┌	26	19	210	D175	4L,7B,9B
5	Parallel-in/Serial-out	54/74166	8	D	8S	┌	35	20	360	D176	4L,7B,9B
6	Parallel-in/Serial-out	54LS/74LS165	8	D	8A	┌	40	19	105	D175	4L,7B,9B
7	Parallel-in/Parallel-out Shift Right	54LS/74LS95B	4	D	4S	┌	35	20	65	D166	3I,6A,9A
8	Parallel-in/Parallel-out Shift Right	54LS/74LS195	4	J,K	4S	┌	39	17	70	D163	4L,6B,9B
9	Parallel-in/Parallel-out Shift Right	54LS/74LS295A	4	D	4S	┌	28	40	75	D171	3I,6A,9A
10	Serial-in/Serial-out	9328	16	2x2D Mux	—	┌	30	17	300	D177	4L,7B,9B
11	Serial-in/Serial-out	93L28	16	2x2D Mux	—	└	15	42	80	D177	4L,7B,9B
12	Serial-in/Serial-out	54/7491	8	2D	—	└	18	25	175	D178	3I,7A,9A
13	Multiport Registers	9338	8	D	—	└	25	23	425	D153	4L,7B,9B
14	Multiport Registers	93L38	8	D	—	┌	20	38	105	D153	4L,7B,9B
15	Multiport Registers	54/74170	16	—	4A	└	—	25	635	D154	4L,7B,9B
16	Multiport Registers	54LS/74LS170	16	—	4A	┌	—	25	125	D154	4L,7B,9B
17	Multiport Registers	54LS/74LS670	16	—	4A	┌	—	30	150	D154	4L,7B,9B
18	Quad D (3S) ⁽²⁾	54/74173	4	—	4S	┌	35	28	250	D189	4L,7B,9B
19	Quad D (3S) ⁽²⁾	54LS/74LS173	4	—	4S	┌	30	18	35	D189	4L,7B,9B
20	Successive Approx Register	54LS/74LS502	8	D	—	┌	25	18	325	D98	4I,6B,9B

1. A = asynchronous, S = synchronous
2. 3S = 3-state
3. To be announced

TTL

COUNTERS

Item	Function	DEVICE NO.	Modulo	Parallel Load *	Clock Transition	Max Clock Rate MHz (Typ)	Clock to Q Output Delay-ns (Typ)	Power Dissipation mW (Typ)	Logic/Connection Diagram	Package(s)
1	Asynchronous	54/74290	2x5	—		40	33	160	D120	3I,6A,9A
2	Asynchronous	54/7490A	2x5	—		40	33	160	D121	3I,6A,9A
3	Asynchronous	54LS/74LS90	2x5	—		50	33	45	D121	3I,6A,9A
4	Asynchronous	54/7492	2x6	—		40	33	160	D122	3I,6A,9A
5	Asynchronous	74LS92	2x6	—		50	40	45	D122	6A,9A
6	Asynchronous	54/74293	2x8	—		40	46	160	D123	3I,6A,9A
7	Asynchronous	54/7493A	2x8	—		40	46	160	D124	3I,6A,9A
8	Asynchronous	54LS/74LS93	2x8	—		50	46	45	D124	3I,6A,9A
9	Asynchronous	54/74176	2x5	A		50	34	150	D125	3I,6A,9A
10	Asynchronous	54/74177	2x8	A		50	50	150	D125	3I,6A,9A
11	Asynchronous	54/74196	2x5	A		70	38	240	D125	3I,6A,9A
12	Asynchronous	54LS/74LS196	2x5	A		60	48	60	D125	3I,6A,9A
13	Asynchronous	54/74197	2x8	A		70	52	240	D125	3I,6A,9A
14	Asynchronous	54LS/74LS197	2x8	A		70	60	60	D125	3I,6A,9A
15	Asynchronous	54LS/74LS290	2x5	—		42	12	45	D120	3I,6A,9A
16	Asynchronous	54LS/74LS293	2x8	—		42	12	45	D123	3I,6A,9A
17	Asynchronous	54LS/74LS390	2x5	—		60	36	64	D194	4L,6B,9B
18	Asynchronous	54LS/74LS393	2x8	—		60	36	64	D195	4L,6B,9B
19	Asynchronous	54LS/74LS490	2x5	—		50	6.0	100	D84	4L,6B,9B
20	Variable Modulo	9305	2x5,6,7,8	—		26	44	210	D126	3I,7A,9A
21	Variable Modulo	93S05	2x5,6,7,8	—		100	20	300	D126	3I,7A,9A
22	Synchronous	9310	10 Presettable	S		45	15	325	D127	4L,7B,9B
23	Synchronous	93L10	10 Presettable	S		23	26	85	D127	4L,7B,9B
24	Synchronous	93S10	10 Presettable	S		90	9.0	410	D127	4L,7B,9B
25	Synchronous	9316	16 Presettable	S		45	15	325	D127	4L,7B,9B

*A = asynchronous, S = synchronous

FAIRCHILD DIGITAL

TTL

COUNTERS (Cont'd)

Item	Function	DEVICE NO.	Modulo	Parallel Load*	Clock Transition	Max Clock Rate MHz (Typ)	Clock to Q Output Delay-ns (Typ)	Power Dissipation mW (Typ)	Logic/Connection Diagram	Package(s)
1	Synchronous	93L16	16 Presettable	S	┌	23	26	85	D127	4L,7B,9B
2	Synchronous	93S16	16 Presettable	S	┌	90	9.0	410	D127	4L,7B,9B
3	Synchronous	54/74160	10 Presettable	S	┌	32	17	315	D127	4L,7B,9B
4	Synchronous	54LS/74LS160	10 Presettable	S	┌	45	15	95	D127	4L,7B,9B
5	Synchronous	54/74161	16 Presettable	S	┌	32	17	315	D127	4L,7B,9B
6	Synchronous	54LS/74LS161	16 Presettable	S	┌	45	15	95	D127	4L,7B,9B
7	Synchronous	54/74162	10 Presettable	S	┌	32	17	315	D128	4L,7B,9B
8	Synchronous	54LS/74LS162	10 Presettable	S	┌	45	15	95	D128	4L,7B,9B
9	Synchronous	54/74163	16 Presettable	S	┌	32	17	315	D128	4L,7B,9B
10	Synchronous	54LS/74LS163	16 Presettable	S	┌	45	15	95	D128	4L,7B,9B
11	Up/Down	54LS/74LS168	10 Presettable	—	┌	32	15	100	D83	4L,6B,9B
12	Up/Down	54LS/74LS169	16 Presettable	—	┌	32	15	100	D83	4L,6B,9B
13	Up/Down	54/74192	10	A	┌	30	30	325	D129	4L,7B,9B
14	Up/Down	54LS/74LS192	10	A	┌	40	30	85	D129	4L,7B,9B
15	Up/Down	54/74193	16	A	┌	30	30	325	D129	4L,7B,9B
16	Up/Down	54LS/74LS193	16	A	┌	40	30	85	D129	4L,7B,9B
17	Up/Down	54/74190	10	A	┌	25	20	325	D130	4L,7B,9B
18	Up/Down	74LS190	10	A	┌	40	20	90	D130	7B,9B
19	Up/Down	54/74191	16	A	┌	25	20	325	D130	4L,7B,9B
20	Up/Down	74LS191	16	A	┌	40	20	90	D130	7B,9B

*A = asynchronous, S = synchronous

FAIRCHILD DIGITAL

TTL

COUNTERS (Cont'd)

Item	Function	DEVICE NO.	Modulo	Parallel Load ⁽¹⁾	Clock Transition	Max Clock Rate MHz (Typ)	Clock to Q Output Delay ns (Typ)	Power Dissipation mW (Typ)	Logic/Connection Diagram	Package(s)
1	Up/Down	54LS ⁽²⁾ /74LS568	10 Presettable	S	┘	—	—	—	D99	9Z
2	Up/Down	54LS ⁽²⁾ /74LS569	16 Presettable	S	┘	—	—	—	D99	9Z
3	Rate Multiplier	54/7497	M.f./64	—	┘	32	20	400	D187	4L,7B,9B
4	Rate Multiplier	54/74167	M.f./10	—	┘	32	20	325	D188	4L,7B,9B

MONOSTABLES (ONE-SHOTS)

Item	Function	DEVICE NO.	Pulse Width Variation (%)		No. of Inputs		Resetable	Min Output (tw) ns	Power Dissipation mW (Typ)	Logic/Connection Diagram	Package(s)
			vs. Temp	vs. VCC	Positive	Negative					
5	Single Retriggerable	9600	±1.5	±1.5	3	2	X	75	125	D40	3I,6A
6	Single Retriggerable	9601	±2.7	±1.0	2	2	—	50	125	D41	3I,6A,9A
7	Dual Retriggerable	9602	±1.5	±1.5	1	1	X	72	250	D42	4L,6B,9B
8	Dual Retriggerable	96L02	±0.4	±1.5	1	1	X	110	50	D42	4L,6B,9B
9	Dual Retriggerable	96S02	±0.2	±0.2	1	1	X	27	250	D42	4L,6B,9B
10	Single Non-Retriggerable	9603,54/74121	±0.2	±0.15	1	2	—	40	90	D43	3I,6A,9A
11	Single Retriggerable	54/74122	±2.7	±1.0	2	2	X	45	115	D44	3I,6A,9A
12	Dual Retriggerable	54/74123	±2.7	±1.0	1	1	X	45	230	D45	4L,6B,9B
13	Dual Retriggerable	96LS02	±0.5	±0.7	1	1	X	35	175	D42	4L,6B,9B

1. A = asynchronous, S = synchronous

2. To be announced

FAIRCHILD DIGITAL

TTL

LINE AND BUS DRIVERS

Item	Function (1)	DEVICE NO.	Companion Receiver	Supply Voltages V	VOH V	VOL V	t_{pd} ns (Typ)	Power Dissipation mW (Typ)	Logic/Connection Diagram	Package(s)
1	Quad 2 NAND Driver	54/7437	Any TTL	5.0	2.4	0.4	10	108	D2	3I,6A,9A
2	Quad 2 NAND Driver	54/7438	96106	5.0	5.5	0.4	13	98	D2	3I,6A,9A
3	Quad 2 NAND Driver (OC)	96101	96106	5.0	5.5	0.6	13	98	D3	3I,6A,9A
4	Dual 2 NAND Driver	9009	Any TTL	5.0	2.4	0.4	10	54	D5	3I,6A
5	Dual 2 NAND Driver	54/7440	Any TTL	5.0	2.4	0.4	11	52	D5	3I,6A,9A
6	Dual 2 NAND Driver	54H/74H40	Any TTL	5.0	2.4	0.4	7.0	88	D5	3I,6A,9A
7	Dual 2 NAND Driver	54S/ 74S40	Any TTL	5.0	2.7	0.5	4.0	88	D5	3I,6A,9A
8	Dual 2 NAND 50Ω Driver	54S/ 74S140	Any TTL	5.0	2.0	0.5	4.0	88	D5	3I,6A,9A
9	Quad Inverting Bus Transceiver	54LS/ 74LS242	Any TTL	5.0	2.4	0.4	12	175	D75	3I,6A,9A
10	Quad Non-inverting Bus Transceiver	54LS/ 74LS243	Any TTL	5.0	2.4	0.4	12	180	D76	3I,6A,9A
11	Octal Inverting Bus Driver (3S)	54LS ⁽²⁾ / 74LS240	Any TTL	5.0	2.4	0.4	12	175	D73	9Z
12	Octal Non-inverting Bus Driver (3S)	54LS ⁽²⁾ / 74LS241	Any TTL	5.0	2.4	0.4	12	180	D74	9Z
13	Octal Non-inverting Bus Driver (3S)	54LS ⁽²⁾ / 74LS244	Any TTL	5.0	2.4	0.4	12	180	D77	9Z
14	Octal Bus Transceiver	54LS ⁽²⁾ / 74LS245	Any TTL	5.0	2.4	0.4	12	375	D78	9Z
15	Octal Inverting Bus Transceiver	54LS ⁽²⁾ / 74LS540	Any TTL	5.0	2.4	0.4	12	175	D80	9Z
16	Octal Non-inverting Bus Transceiver	54LS ⁽²⁾ / 74LS541	Any TTL	5.0	2.4	0.4	12	180	D81	9Z

1. OC = open collector, 3S = 3-state

2. To be announced

TTL

DISPLAY DECODER/DRIVERS

Item	Function *	DEVICE NO.	Output Current mA	Output Voltage V	Active HIGH/LOW	Ripple Blanking	Blanking Above BCD 9-Input	Power Dissipation mW (Typ)	Logic/Connection Diagram	Package(s)
1	1-of-10 Cold Cathode	54/7441	7.0	55	L	—	—	145	D140	4L,6B,9B
2	1-of-10-Cold Cathode	54/74141	7.0	55	L	—	X	80	D140	4L,7B,9B
3	1-of-10 Driver (OC)	9302	16	5.5	L	—	X	145	D133	4L,6B,9B
4	1-of-10 Driver (OC)	54/7445	80	30	L	—	X	215	D135	4L,7B,9B
5	1-of-10 Driver (OC)	54/74145	80	15	L	—	X	215	D135	4L,7B,9B
6	7-Seg Decoder	9307	11	5.5	H	X	—	165	D141	4L,7B,9B
7	7-Seg Decoder	54/7448	8.0	5.5	H	X	—	265	D141	4L,7B,9B
8	7-Seg Decoder	5449	9.6	5.5	H	X	—	165	D142	3I
9	1-of-10 Cold Cathode	9315	7.0	55	L	—	—	145	D140	4L,6B,9B
10	7-Seg Decoder/Driver	9317B	40	20	L	X	X	220	D143	4L,7B,9B
11	7-Seg Decoder/Driver	9317C	20	30	L	X	X	220	D143	4L,7B,9B
12	7-Seg Decoder/Driver	54/7446	40	30	L	X	—	320	D143	4L,7B,9B
13	7-Seg Decoder/Driver	54/7447	40	15	L	X	—	320	D143	4L,7B,9B
14	7-Seg Decoder/Driver	54LS/74LS47	12	15	L	X	—	35	D143	4L,6B,9B
15	7-Seg Decoder/Driver	54LS/74LS48	1.3	5.5	H	X	—	125	D141	4L,6B,9B
16	7-Seg Decoder/Driver	54LS/74LS49	1.3	5.5	H	X	—	40	D142	3I,6A,9A
17	7-Seg Decoder/Driver	54LS/74LS247	12	15	L	X	—	30	D143	4L,6B,9B
18	7-Seg Decoder/Driver	54LS/74LS248	1.3	5.5	H	X	—	125	D141	4L,6B,9B
19	7-Seg Decoder/Driver	54LS/74LS249	1.3	5.5	H	X	—	40	D141	4L,6B,9B
20	7-Seg LED Driver Common Cathode	9368	20	1.7	H	X	—	225	D144	6B,9B
21	7-Seg LED Driver Common Anode (OC)	9370	25	5.5	L	X	—	350	D145	6B,9B
22	7-Seg LED Driver Common Anode	9374	15	10	L	X	—	175	D145	6B,9B

* OC = open collector

FAIRCHILD DIGITAL

TTL

ARITHMETIC OPERATORS

Item	Function	DEVICE NO.	Description*	No. of Bits	t_{pd} ns	Power Dissipation mW (Typ)	Logic/Connection Diagram	Package(s)
1	Adder	54/7480	Gated 1-Bit with Carry	1	47	105	D100	3I,6A,9A
2	Adder	9304	Dual 1-Bit with Carry	2	26	150	D101	3I,6A,9A
3	Adder	93H183 54H/74H183	Dual 1-Bit with Carry	2	12	250	D102	3I,6A,9A
4	Adder	54/7482	Full 2-Bit with Carry	2	38	176	D103	3I,6A,9A
5	Adder	54/7483A	Full Binary 4-Bit w/Carry	4	16	330	D104	4L,6B,9B
6	Adder	54LS/74LS83	Full Binary 4-Bit w/Carry	4	15	95	D104	4L,6B,9B
7	Adder	54/74283	Full Binary 4-Bit w/Carry	4	16	330	D105	4L,6B,9B
8	Adder	54LS/74LS283	Full Binary 4-Bit w/Carry	4	15	95	D105	4L,6B,9B
9	Arithmetic Logic Unit	9340	ALU with Internal CLA	4	24	400	D106	4M,6N,9N
10	Arithmetic Logic Unit	54/74181	ALU with External CLA	4	27	450	D107	4M,6N,9N
11	Arithmetic Logic Unit	93L41	ALU with External CLA	4	35	120	D107	4M,6N,9N
12	Arithmetic Logic Unit	74LS181	ALU with External CLA	4	20	105	D107	6N,9N
13	Arithmetic Logic Unit	93S41	ALU with External CLA	4	12	500	D107	4M,6N,9N
14	Carry Lookahead	54/74182	CLA generator for 9341	—	12	180	D108	4L,6B,9B
15	Carry Lookahead	54S/74S182	CLA generator for 93S41/9405	—	7.0	260	D108	4L,6B,9B
16	Carry Lookahead	54LS/74LS182	CLA for 74LS181	4	20	60	D108	4L,6B,9B
17	Comparator	9386 (8242)	4-Bit Ident Excl NOR	4	18	170	D24	3I,6A,9A
18	Comparator	54/7485	4-Bit Magnitude w/Exp	4	21	275	D109	4L,7B,9B
19	Comparator	54LS/74LS85	4-Bit Magnitude w/Exp	4	21	52	D109	4L,7B,9B
20	Comparator	9324	5-Bit Magnitude	5	20	210	D110	4L,7B,9B
21	Comparator	93L24	5-Bit Magnitude	5	55	55	D110	4L,7B,9B
22	Comparator	93S46	6-Bit Identity w/Exp	6	9.0	225	D111	4L,6B,9B
23	Comparator	93S47	6-Bit Identity (OC)	6	10	175	D112	4L,6B,9B
24	Encoder	9318	Priority 8-Bit w/Exp	8	13	250	D113	4L,6B,9B
25	Encoder	93L18	Priority 8-Bit w/Exp	8	24	75	D113	4L,6B,9B

* CLA = carry lookahead, OC = open collector

FAIRCHILD DIGITAL

TTL

ARITHMETIC OPERATORS (Cont'd)

Item	Function	DEVICE NO.	Description	No. of Bits	t _{pd} ns	Power Dissipation mW (Typ)	Logic/Connection Diagram	Package(s)
1	Multiplier	9344	Binary 4x2-Bit	4x2	30	550	D114	4M,6N,9N
2	Multiplier	93S43	2s Complement	4x2	20	490	D115	4M,6N,9N
3	Parity Generator/Check	54/74180	8-Bit Parity Gen/Check	8	40	170	D116	3I,6A,9A
4	Parity Generator/Check	93S62	9-Bit Parity Gen/Check	9	20	225	D117	3I,6A,9A
5	Parity Generator/Check	9348	12-Bit Parity Gen/Check	12	40	235	D118	4L,6B,9B
6	True/Complement	54H/74H87	4-Bit True/Complement Zero/One Element	4	14	270	D119	3I,6A,9A
7	True/Complement	54S/74S135	Dual 2-Bit Exclusive OR/NOR	4	9	325	D23	4L,6B,9B

ECL

SSI FUNCTIONS

Item	Function	DEVICE NO.*	t _{pd} ns (Typ)	Power Dissipation mW (Typ)	Logic/ Connection Diagram	Package(s)
OR Gates						
8	Dual 3/3 OR	95110	2.5	145	E81	6B
9	Dual 3/3 OR	10110/10510	2.4	145	E81	4L,6B,9B
10	Dual 3/3 OR	10210/10610	1.5	160	E81	4L,6B
11	Quad OR	95103	2.0	100	E76	6B
12	Quad OR	10103/10503	2.0	100	E76	4L,6B,9B
13	Quad Exc OR	10113/10513	3.0	170	E84	4L,6B,9B
Quad AND Gates						
14	Quad AND	10104/10504	2.4	145	E83	4L,6B,9B
NOR Gates						
15	Dual 3/3 NOR	95111	2.5	145	E82	6B
16	Dual 3/3 NOR	10111/10511	2.4	145	E82	4L,6B,9B
17	Dual 3/3 NOR	10211/10611	1.5	160	E82	4L,6B

*105XX and 106XX = Military temperature range

FAIRCHILD DIGITAL

ECL

SSI FUNCTIONS (Cont'd)

Item	Function	DEVICE NO.*	t _{pd} ns (Typ)	Power Dissipation mW (Typ)	Logic/ Connection Diagram	Package(s)
NOR Gates (Cont'd)						
1	Triple NOR	95106	2.0	75	E78	6B
2	Triple NOR	10106/10506	2.0	75	E78	4L,6B,9B
3	Quad NOR	9504	2.3	280	E68	6B
4	Quad NOR	95H04	1.6	250	E68	6B
5	Quad NOR	95H24	1.6	210	E68	6B
6	Quad NOR	95L24	2.0	80	E68	6B
7	Quad NOR	95004	2.0	90	E73	6B
8	Quad NOR	95102	2.0	100	E75	6B
9	Quad NOR	10100/10500	2.0	100	E96	4L,6B,9B
10	Quad NOR	10102/10502	2.0	100	E75	4L,6B,9B

OR/NOR Gates

11	Dual OR/NOR	9502	2.3	180	E66	6B
12	Dual OR/NOR	95H02	1.6	170	E66	6B
13	Dual OR/NOR	95H22	1.6	130	E66	6B
14	Dual OR/NOR	95L22	2.0	55	E66	6B
15	Dual OR/NOR	95002	2.0	50	E71	6B
16	Dual OR/NOR	95109	2.0	50	E80	6B
17	Dual OR/NOR	10109/10509	2.0	50	E80	4L,6B,9B
18	Dual OR/NOR	11C01	0.7	125	E94	4L,6B
19	Triple OR/NOR	9503	2.3	250	E67	6B
20	Triple OR/NOR	95H03	1.6	225	E67	6B
21	Triple OR/NOR	95H23	1.6	165	E67	6B
22	Triple OR/NOR	95L23	2.0	65	E67	6B
23	Triple OR/NOR	95003	2.0	75	E72	6B
24	Triple OR/NOR	95105	2.0	75	E77	6B
25	Triple OR/NOR	10105/10505	2.0	75	E77	4L,6B,9B
26	Triple OR/NOR	100101	0.7	120	F89	4Q,6Q
27	Triple Exc OR/NOR	95107	2.4	115	E79	6B
28	Triple Exc OR/NOR	10107/10507	2.4	115	E79	4L,6B,9B
29	Quad OR/NOR	95101	2.0	100	E74	6B

*105XX and 106XX = Military temperature range

FAIRCHILD DIGITAL

ECL

SSI FUNCTIONS (Cont'd)

Item	Function	DEVICE NO.*	t _{pd} ns (Typ)	Power Dissipation mW (Typ)	Logic/ Connection Diagram	Package(s)
------	----------	-------------	-----------------------------	----------------------------------	---------------------------------	------------

OR/NOR Gates (Cont'd)

1	Quad OR/NOR	10101/10501	2.0	100	E74	4L,6B,9B
2	Quint OR/NOR	100102	0.7	230	E90	4Q,6Q
3	Quint Exc OR/NOR	100107	0.7	300	E91	4Q,6Q

OR/AND Gates

4	2-Wide OA	10118/10518	2.3	105	E86	4L,6B,9B
5	4-Wide OA	9505	2.6	315	E69	6B
6	4-Wide OA	10119/10519	2.3	105	E87	4L,6B,9B

OR/AND/Invert Gates

7	Triple 2-Wide OA/OAI	100117	0.7	240	E92	4Q,6Q
8	5-Wide OA/OAI	100118	0.7	175	E93	4Q,6Q
9	Dual 2-Wide OAI	10117/10517	2.3	105	E85	4L,6B,9B
10	4-Wide OAI	10121/10521	2.3	105	E88	4L,6B,9B

AND/NAND Gates

11	Quad AND/NAND	9507	3.2	315	E70	6B
----	---------------	------	-----	-----	-----	----

LATCHES/FLIP-FLOPS

Item	Function	DEVICE NO.*	Data Inputs	Direct Set/Clear or Common Clear	Enable/Clock Inputs (Level)	Required Enable/Clock Pulse Width-ns (Typ)	Enable /Clock to Q Delay-ns (Typ)	Data to Q Delay ns (Typ)	Power Dissipation mW (Typ)	Logic/Connection Diagram	Package(s)
12	750 MHz D Flip-Flop	11C06	2	No	┘	0.7	1.0	1.0	210	E43	6B
13	Dual D Flip-Flop	9528	2	Yes	┘	3.0	3.6	3.6	330	E26	6B
14	Dual D Flip-Flop	95H28	2	Yes	┘	2.0	3.0	3.0	330	E26	6B
15	Dual D Flip-Flop	95231	2	Yes	┘	2.5	2.8	2.8	245	E31	6B
16	Dual D Flip-Flop	10131/10531	2	Yes	┘	3.0	3.0	2.2	235	E31	4L,6B,9B
17	Dual D Flip-Flop	10231/10631	2	Yes	┘	2.5	2.8	2.8	245	E31	4L,6B,9B
18	Triple D Flip-Flop	100131	3	Yes	┘	1.0	1.3	0.85	475	E46	4Q,6Q
19	Hex D Flip-Flop	10176/10576	6	No	┘	3.0	3.0	5.0	455	E40	4L,6B,9B

*105XX and 106XX = Military temperature range

FAIRCHILD DIGITAL

ECL

LATCHES/FLIP-FLOPS (Cont'd)

Item	Function	DEVICE NO.*	Data Inputs	Direct Set/Clear or Common Clear	Enable/Clock Inputs (Level)	Required Enable/Clock Pulse Width-ns (Typ)	Enable /Clock to Q Delay-ns (Typ)	Data to Q Delay ns (Typ)	Power Dissipation mW (Typ)	Logic/Connection Diagram	Package(s)
1	Hex D Flip-Flop	10186/10586	6	Yes	┘	3.0	3.0	5.0	455	E41	4L,6B,9B
2	Hex D Flip-Flop	100151	6	Yes	┘	1.4	1.1	0.75	550	E48	4Q,6Q
3	Master/Slave D Flip-Flop	11C70	1	Yes	┘	0.7	1.0	1.0	210	E44	6B
4	JK Flip-Flop	95H29	1	Yes	┘	2.0	3.0	3.0	180	E27	6B
5	JK Flip-Flop	95029	3	Yes	┘	2.0	2.8	2.8	185	E29	6B
6	Dual JK Flip-Flop	10135/10535	2	No	┘	2.5	3.0	3.0	235	E35	4L,6B,9B
7	Dual D Latch	95130	2	Yes	H	2.5	2.7	2.5	135	E30	6B
8	Dual D Latch	10130/10530	2	Yes	H	2.5	2.7	2.5	135	E30	4L,6B,9B
9	Triple D Latch	100130	3	Yes	H	1.0	1.3	0.85	400	E45	4Q,6Q
10	Quad Latch	9534	4	Yes	L	2.2	5.6	4.3	415	E28	6B
11	Quad Latch	10133/10533	4	No	L	4.0	4.0	4.0	310	E33	4L,6B,9B
12	Quad Latch	10153/10553	4	No	H	4.0	4.0	4.0	310	E36	4L,6B,9B
13	Quad Latch	10168/10568	4	No	L	4.0	4.0	4.0	310	E39	4L,6B,9B
14	Quint Latch	10175/10575	5	Yes	H	3.3	3.3	2.5	405	E49	4L,6B,9B
15	Hex D Latch	100150	6	Yes	H	1.4	1.1	0.75	420	E37	4Q,6Q
16	Dual Mux/Latch	10132/10532	4	Yes	H	4.5	4.5	3.5	230	E32	4L,6B,9B
17	Dual Mux/Latch	10134/10534	4	No	H	4.6	4.5	3.0	230	E34	4L,6B,9B
18	Quad Mux/Latch	10173/10573	8	No	H	4.5	4.5	2.5	310	E38	4L,6B,9B
19	Quad Mux/Latch	100155	4+4	Yes	H	1.2	1.2	0.85	430	E47	4Q,6Q

*105XX and 106XX = Military temperature range

ECL

MULTIPLEXERS

Item	Function	DEVICE NO.*	Enable Inputs	True Output	Complement Output	Select Delay ns (Typ)	Enable Delay ns (Typ)	Data Delay ns (Typ)	Power Dissipation mW (Typ)	Fan-Out	Logic/Connection Diagram	Package(s)
1	Dual Multiplexer	10174/10574	1	2	0	4.0	2.0	3.0	210	50 Ω Line	E54	4L,6B,9B
2	Triple Multiplexer	100171	1	3	3	1.7	2.0	0.8	360	50 Ω Line	E55	4Q,6Q
3	Triple Multiplexer	9580	1	3	0	3.2	3.2	2.6	300	50 Ω Line	E51	6B
4	Quad Multiplexer	9579	0	4	0	4.0	—	2.6	260	50 Ω Line	E50	6B
5	Quad Multiplexer	10158/10558	0	4	0	3.2	—	2.5	200	50 Ω Line	E98	4L,6B,9B
6	Quad Multiplexer	10159/10559	1	0	4	3.2	2.5	2.5	220	50 Ω Line	E97	4L,6B,9B
7	8-to-1 Multiplexer	9581	1	1	0	5.5	3.5	3.2	260	50 Ω Line	E52	6B
8	8-to-1 Multiplexer	10164/10564	1	1	0	4.0	2.0	3.0	285	50 Ω Line	E53	4L,6B,9B
9	16-to-1 Multiplexer	100164	0	1	0	2.1	—	1.6	315	50 Ω Line	E99	4Q,6Q
10	Dual 8 Multiplexer	100163	0	2	0	1.95	—	1.3	500	50 Ω Line	E112	4Q,6Q

DECODERS/DEMULTIPLEXERS

Item	Function	DEVICE NO.*	Address Inputs	Active LOW Enable	Active LOW Outputs	Active HIGH Outputs	Select Delay ns (Typ)	Enable Delay ns (Typ)	Power Dissipation mW (Typ)	Fan-Out	Logic/Connection Diagram	Package(s)
11	1-of-8 Decoder	9538	3	2	8	0	3.0	5.0	275	50 Ω Line	E7	6B
12	1-of-8 Demux/Decoder	10161/10561	3	2	8	0	4.0	4.0	285	50 Ω Line	E8	4L,6B,9B
13	1-of-8 Demux/Decoder	10162/10562	3	2	0	8	4.0	4.0	285	50 Ω Line	E9	4L,6B,9B
14	Dual 1-of-4 Demux/Decoder	10171/10571	2	2+1	4+4	0	4.0	4.0	320	50 Ω Line	E10	4L,6B,9B
15	Dual 1-of-4 Demux/Decoder	10172/10572	2	2+1	0	4+4	4.0	4.0	320	50 Ω Line	E11	4L,6B,9B
16	Multipurpose Demux/Decoder	100170	5	2+2	4or 8	4or 8	1.7	1.2	565	50 Ω Line	E12	4Q,6Q

*105XX and 106XX = Military temperature range

FAIRCHILD DIGITAL

ECL

REGISTERS

Item	Function	DEVICE NO.*	No. of Bits	Serial Entry	Parallel Entry No. of Bits	Max Clock Freq. MHz (Typ)	Clock To Output Delay-ns (Typ)	Power Dissipation mW (Typ)	Logic/Connection Diagram	Package(s)
1	4-Bit Shift Register	95H00	4	D	4S	150	3.2	395	E63	6B
2	4-Bit Shift Register	95000	4	D	4S	200	3.2	345	E64	6B
3	4-Bit Shift Register	10000	4	D	4S	200	3.2	345	E64	4L,6B,9B
4	4-Bit Left/Right Shift Register	10141/10541	4	D _L ,D _R	4S	350	2.2	400	E65	4L,6B,9B
5	8-Bit Left/Right Shift Register	100141	8	D _R	8	500	1.6	765	E100	4Q,6Q
6	16x4 Register File	100145A	64	D _R	—	—	—	765	E101	4Q,6Q
7	8-Bit Shift Matrix	100158	8	—	8	—	—	630	E102	4Q,6Q

COUNTERS/PRESCALERS

Item	Function	DEVICE NO.*	Modulo	Parallel Load	Max Clock Rate MHz (Typ)	Clock to Q Output Delay ns (Typ)	Power Dissipation mW (Typ)	Logic/Connection Diagram	Package(s)
8	Binary Counter	95H16	2,4,8 or 16	4	200	3.6	470	E1	6B
9	Binary Counter	95016	2,4,8 or 16	4	200	3.6	415	E3	6B
10	Binary Counter	10016	2,4,8 or 16	4	200	3.6	415	E3	4L,7B,9B
11	Binary Counter	10136/10536	2,4,8 or 16	4	200	—	520	E4	4L,7B
12	Binary Counter/Register	100136	2,4,8 or 16	4	450	1.4	765	E103	4Q,6Q
13	Decade Counter	95010	10	4	200	3.6	415	E3	6B
14	Decade Counter	10010	10	4	200	3.6	415	E3	4L,7B,9B
15	Decade Counter	10137/10537	10	4	200	—	520	E4	4L,7B
16	÷ 4 Prescaler	11C05	4	—	1100	—	340	E5	6B
17	÷ 5/6 Prescaler	95H91	5 or 6	MS	320	5.1	390	E2	6B
18	÷ 5/6 Prescaler	11C91	5 or 6	MS	600	—	300	E6	6B
19	÷ 10/11 Prescaler	95H90	10 or 11	MS	320	5.1	440	E2	6B
20	÷ 10/11 Prescaler	11C90	10 or 11	MS	600	—	300	E6	6B
21	÷ 248/256 Prescaler	11C83	248 or 256	MS	1100	—	520	E104	6A

*105XX and 106XX = Military temperature range

FAIRCHILD DIGITAL

ECL

ARITHMETIC OPERATORS

Item	Function	DEVICE NO.*	No. of Input Bits	t_{pd} ns (Typ)	Power Dissipation mW (Typ)	Logic/Connection Diagram	Package(s)
1	Adder/Subtractor	95H84	2x2	4.6	485	E58	6B
2	Dual Adder/Subtractor	10180/10580	2x2	2.2	340	E62	4L,6B,9B
3	Carry Lookahead	10179/10579	4x2	3.0	305	E61	4L,6B,9B
4	Carry Lookahead	100179	16	2.1	742	E111	4Q,6Q
5	4-Bit ALU	10181/10581	4x2	6.0	600	E95	4M,6N
6	4-Bit Binary/Decimal ALU	100181	4x2	4.5	765	E107	4Q,6Q
7	4-Bit Comparator	9578	4x2	3.2	275	E57	6B
8	5-Bit Comparator	95H55	5x2	6.0	440	E56	6B
9	5-Bit Comparator	10166/10566	5x2	5.5	312	E42	4L,6B,9B
10	9-Bit Comparator	100166	9	—	—	E114	4Q,6Q
11	8-Input Priority Encoder	10165/10565	8	6.0	520	E13	4L,6B,9B
12	Universal Priority Encoder	100165	8	3.0	540	E108	4Q,6Q
13	Dual 9-Bit Parity Generator	100160	9x2	3.0	370	E109	4Q,6Q
14	11-Bit Parity Generator	10170/10570	11	4.0	275	E60	4L,6B
15	12-Bit Parity Generator	10160/10560	12	4.0	240	E59	4L,6B,9B
16	8-Bit Shift Matrix	100158	8	2.2	630	E102	4Q,6Q

*105XX and 106XX = Military temperature range

CMOS

SSI FUNCTIONS

Item	Function	DEVICE NO.	Logic/Connection Diagram	Package(s)
NAND Gates				
17	Quad 2-Input NAND	4011B	C1	31,6A,9A
18	Triple 3-Input NAND	4023B	C2	31,6A,9A
19	Dual 4-Input NAND	4012B	C3	31,6A,9A
20	8-Input NAND	4068B	C4	31,6A,9A

FAIRCHILD DIGITAL

CMOS

SSI FUNCTIONS (Cont'd)

Item	Function	DEVICE NO.	Logic/Connection Diagram	Package(s)
NOR Gates				
1	Quad 2-Input NOR	4001B	C5	31,6A,9A
2	Triple 3-Input NOR	4025B	C6	31,6A,9A
3	Dual 4-Input NOR	4002B	C7	31,6A,9A
4	8-Input NOR	4078B	C8	31,6A,9A
AND Gates				
5	Quad 2-Input AND	4081B	C9	31,6A,9A
6	Triple 3-Input AND	4073B	C87	31,6A,9A
7	Dual 4-Input AND	4082B	C88	31,6A,9A
OR Gates				
8	Quad 2-Input OR	4071B	C10	31,6A,9A
9	Dual 4-Input OR	4072B	C85	31,6A,9A
10	Triple 3-Input OR	4075B	C86	31,6A,9A
Inverters and Buffers				
11	Hex Inverter	4069UB	C11	31,6A,9A
12	Hex Inverting Buffer	4049B	C12	4L,6B,9B
13	Hex Non-Inverting Buffer	4050B	C13	4L,6B,9B
14	3-State Hex Inverting Buffer	40098B	C14	4L,6B,9B
15	3-State Hex Non-Inverting Buffer	40097B	C15	4L,6B,9B
16	Quad True/Complement Buffer	4041B	C81	31,6A,9A
Complex Gates				
17	Quad Exclusive OR	4030B	C16	31,6A,9A
18	Quad Exclusive OR	4070B	C16	31,6A,9A
19	Quad Exclusive NOR	4077B	C17	31,6A,9A
20	Dual 2-Wide, 2-Input AND-OR-Invert	4085B	C18	31,6A,9A
21	4-Wide, 2-Input AND-OR-Invert	4086B	C19	31,6A,9A
22	Dual Complementary Pair Plus Inverter	4007UB	C20	31,6A,9A
Schmitt Triggers				
23	Quad 2-Input NAND Schmitt Trigger	4093B	C82	31,6A,9A
24	Dual Schmitt Trigger	4583B	C83	4L,6B,9B
25	Hex Schmitt Trigger	40014B	C84	31,6A,9A

CMOS

LATCHES/FLIP-FLOPS

Item	Function	DEVICE NO.	Data Inputs	Common Clear	Enable/Clock Inputs (Level)	Required Enable/Clock Pulse Width-ns (Typ) VDD = 10V	Enable/Clock to Q Delay-ns (Typ) VDD = 10V	Logic/Connection Diagram	Package(s)
1	Dual JK Flip-Flop	4027B	JK	RS	H	35	45	C21	4L,6B,9B
2	Dual D Flip-Flop	4013B	D	RS	H	30	38	C22	3I,6A,9A
3	Quad D Flip-Flop	40175B	D	X	H	10	35	C23	4L,6B,9B
4	Quad D Flip-Flop w/3-State Ouputs	4076B	D	MR	L	35	35	C110	4L,6B,9B
5	Hex D Flip-Flop	40174B	D	X	H	10	35	C24	4L,6B,9B
6	4-Bit Latch	4042B	D	—	H	16	66	C25	4L,6B,9B
7	4-Bit Latch	4043B	RS	RS	H	14	30	C26	4L,6B,9B
8	4-Bit Latch	4044B	RS	RS	H	14	30	C27	4L,6B,9B
9	Dual 4-Bit Address Latch	4723B	D	X	L	20	50	C28	4L,6B,9B
10	8-Bit Address Latch	4724B	D	X	L	20	40	C29	4L,6B,9B
11	BCD-to-7-Seg Latch/Decoder/Dvr	4511B	D	X	L	14	90	C111	4L,6B,9B
12	BCD-to-7-Seg Latch/Decoder/Dvr for Liquid Crystal	4543B	D	X	H	40	200	C112	4L,6B,9B
13	BCD-to-7-Seg Latch/Decoder Dvr w/Ripple Blanking	4734B	D	X	L	14	90	C114	7D,9M

MULTIPLEXERS

Item	Function	DEVICE NO.	Enable Inputs	True Output	Select Delay ns (Typ) VDD = 10V	Enable Delay ns (Typ) VDD = 10V	Data Delay ns (Typ) VDD = 10V	Logic/Connection Diagram	Package(s)
14	Quad 2-Input	4019B	—	X	37	—	37	C30	4L,6B,9B
15	Quad 2-Input	4519B	—	X	50	—	50	C31	4L,6B,9B
16	Dual 4-Input	4539B	X	X	88	53	71	C32	4L,6B,9B
17	Single 8-Input	4512B	X	3-State	85	45	75	C33	4L,6B,9B

CMOS

REGISTERS

Item	Function	DEVICE NO.	No. of Bits	Serial Entry	Parallel Entry No. of Bits	Clock Edge	Max Clock Frequency MHz (Typ) VDD = 10V	Clock To Output Delay - ns (Typ) VDD = 10V	Logic/Connection Diagram	Package(s)
1	Parallel-In/Parallel-Out	4035B	4	J \bar{K}	4	L \rightarrow H	17	90	C39	4L,6B,9B
2	Parallel-In/Parallel-Out Bidirectional	40194B	4	D	4	L \rightarrow H	14	45	C40	4L,6B,9B
3	Parallel-In/Parallel-Out	40195B	4	J \bar{K}	4	L \rightarrow H	14	45	C41	4L,6B,9B
4	Serial-In/Parallel-Out	4015B	8	D	—	L \rightarrow H	14	85	C42	4L,6B,9B
5	Parallel-In/Serial-Out	4014B	8	D	8	L \rightarrow H	14.7	68	C43	4L,6B,9B
6	Parallel-In/Serial-Out	4021B	8	D	8	L \rightarrow H	18.1	74	C44	4L,6B,9B
7	Serial-In/Serial-Out	4006B	18	D	—	H \rightarrow L	30	37	C45	3I,6A,9A
8	Serial-In/Serial-Out	4731B	256	D	—	H \rightarrow L	8.0	95	C46	3I,6A,9A
9	Serial-In/Serial-Out	4031B	64	D	—	L \rightarrow H	8.0	60	C78	4L,6B,9B
10	Serial-In/Serial-Out Variable	4557B	1 to 64	D	—	2- H \rightarrow L or L \rightarrow H	10	150	C80	4L,6B,9B
11	Parallel/Serial-Input/Output	4034B	8	D	8	L \rightarrow H	8.0	155	C79	4M,6N,9N

DECODERS/DEMULTIPLEXERS

Item	Function	DEVICE NO.	Address Inputs	Active LOW Enable	Output Configuration	Select Delay ns (Typ) VDD = 10V	Enable Delay ns (Typ) VDD = 10V	Logic/Connection Diagram	Package(s)
12	Dual 1-of-4 Decoder	4555B	2x2	2	H	60	60	C34	4L,6B,9B
13	Dual 1-of-4 Decoder	4556B	2x2	2	L	68	58	C35	4L,6B,9B
14	1-of-10 Decoder	4028B	4	—	H	66	—	C36	4L,6B,9B
15	1-of-16 Decoder	4514B	4	1	H	95	95	C37	4M,6N,9N,9U
16	1-of-16 Decoder	4515B	4	1	L	95	95	C38	4M,6N,9N,9U
17	Dual 4-Channel Demultiplexer	4052B	2	1	H	125	105	C64	4L,6B,9B

CMOS

DECODERS/DEMULTIPLEXERS (Cont'd)

Item	Function	DEVICE NO.	Address Inputs	Active LOW Enable	Output Configuration	Select Delay ns (Typ) V _{DD} = 10V	Enable Delay ns (Typ) V _{DD} = 10V	Logic/Connection Diagram	Package(s)
1	8-Channel Demultiplexer	4051B	3	1	H	125	105	C65	4L,6B,9B
2	BCD-to-7-Segment Latch/Decoder/Dvr	4511B	4	1	H	90	98	C111	4L,6B,9B
3	BCD-to-7-Segment Latch/Decoder/Dvr for Liquid Crystals	4543B	4	—	H or L	200	200	C112	4L,6B,9B
4	BCD-to-7-Segment Latch/Decoder/Dvr w/Ripple Blanking	4734B	4	1	H	90	98	C114	7D,9M

COUNTERS

Item	Function	DEVICE NO.	Modulo	Parallel Load ⁽¹⁾	Clock Transition	Max Clock Rate MHz (Typ) V _{DD} = 10V	Clock to Q Output Delay ns (Typ) V _{DD} = 10V	Logic/Connection Diagram	Package(s)
5	4-Bit Sync Count Up	40160B	Decade	S	L→H	12	55	C47	4L,6B,9B
6	4-Bit Sync Count Up	40161B	Binary	S	L→H	12	55	C47	4L,6B,9B
7	4-Bit Sync Count Up	40162B	Decade	S	L→H	12	55	C48	4L,6B,9B
8	4-Bit Sync Count Up	40163B	Binary	S	L→H	12	55	C48	4L,6B,9B
9	4-Bit Sync Count Down	4522B ⁽²⁾	Decade	A	L→H or H→L	10	95	C49	4L,6B,9B
10	4-Bit Sync Count Down	4526B ⁽²⁾	Binary	A	L→H or H→L	10	95	C49	4L,6B,9B
11	4-Bit Sync Count Up/Down	4510B	Decade	A	L→H	12	62	C50	4L,6B,9B
12	4-Bit Sync Count Up/Down	4516B	Binary	A	L→H	12	62	C50	4L,6B,9B
13	4-Bit Sync Count Up/Down	40192B	Decade	A	L→H	8.0	105	C51	4L,6B,9B

1. A = Asynchronous, S = Synchronous
 2. To be announced

CMOS

COUNTERS (Cont'd)

Item	Function	DEVICE NO.	Modulo	Parallel Load ⁽¹⁾	Clock Transition	Max Clock Rate MHz (Typ) V _{DD} = 10V	Clock to Q Output Delay ns (Typ) V _{DD} = 10V	Logic/Connection Diagram	Package (s)
1	4-Bit Sync Count Up/Down	40193B	Binary	A	L→H	8.0	105	C51	4L,6B,9B
2	4-Bit Sync Count Up/Down	4029B	Decade or Binary	A	L→H	12	62	C52	4L,6B,9B
3	Dual 4-Bit Sync Count Up	4518B	Decade	—	L→H or H→L	10	95	C53	4L,6B,9B
4	Dual 4-Bit Synchronous Count Up	4520B	Binary	—	L→H or H→L	10	95	C53	4L,6B,9B
5	7-Bit Ripple Count Up	4024B	Binary	—	H→L	30	45	C54	3I,6A,9A
6	12-Bit Ripple Count Up	4040B	Binary	—	H→L	25	55	C55	4L,6B,9B
7	14-Bit Ripple Count Up	4020B	Binary	—	H→L	25	55	C56	4L,6B,9B
8	4-Bit Johnson Counter	4022B ⁽²⁾	1-of-8	—	L→H or H→L	16	95	C57	4L,6B,9B
9	5-Bit Johnson Counter	4017B	1-of-10	—	L→H or H→L	13.8	114	C58	4L,6B,9B
10	5-Bit Johnson Counter	4018B ⁽²⁾	—	—	L→H	10	115	C59	4L,6B,9B
11	Bit Rate Generator	4702B	14-Bit Rates	—	L→H	6.5	40	C60	4L,6B,9B
12	21-Stage Binary Counter	4045B	Binary	—	L→H	25	900	C89	3I,6A,9A
13	24-Stage Binary Counter	4521B	Binary	—	H→L	12	3200	C90	4L,6B,9B
14	Real Time 5-Decade Counter	4534B	Decade (x5)	—	L→H	4.5	1000	C91	4M,6N,9N
15	3-Digit BCD Counter	4553B	Decade (x3)	—	L→H or H→L	6.0	300	C92	4L,6B,9B
16	7-Stage Counter	4727B	Binary	—	L→H	8.0	90	C93	3I,6A,9A
17	7-Stage Counter	4737B	Binary	—	L→H	8.0	90	C95	3I,6A,9A
18	Programmable Timer/Counter	4722B	Binary	—	H→L	6.0	1000	C94	4L,6B,9B
19	Industrial Time Base Generator	4566B	Decade	—	H→L	3.2	400	C99	4L,6B,9B

1. A = Asynchronous, S = Synchronous

2. To be announced

CMOS

MONOSTABLES

Item	Function	DEVICE NO.	Typical Pulse Width Variation (%) V _{DD} = 15V	No. of Inputs		Resettable	Output (t _{pw})-ns V _{DD} = 5.0V	Logic/Connection Diagram	Package(s)
				Positive	Negative				
1	Dual Retriggerable Resettable Monostable Multivibrator	4528B	±3%	1	1	X	300	C61	4L,6B,9B
2	Low Power Monostable/Astable Multivibrator	4047B	—	1	1	X	—	C115	3I,6A,9A
3	Dual Precision Monostable Multivibrator	4538B	±0.5%	1	1	X	200	C116	4L,6B,9B
4	Micro Power Phase Locked Loop	4046B	—	—	—	—	—	C117	4L,6B,9B

ANALOG DEVICES

Item	Function	DEVICE NO.	Enable Input	Max ON Resistance-Ω V _{DD} = V _{IS} = 10V	Max OFF State Leakage Current-nA V _{DD} = 10V	Signal Capability V	Logic/Connection Diagram	Package(s)
5	Quad Bilateral Switch	4016B	X	840	125	0-15 ±7.5	C63	3I,6A,9A
6	Quad Bilateral Switch	4066B	X	520	100	0-15 ±7.5	C63	3I,6A,9A
7	Dual 4-Channel Multiplex/Demultiplex	4052B	X	600	100	0-15 ±7.5	C64	4L,6B,9B
8	8-Channel Multiplexer/Demultiplexer	4051B	X	600	100	0-15 ±7.5	C65	4L,6B,9B
9	Triple 2-Channel Multiplex/Demultiplexer	4053B	X	600	100	0-15 ±7.5	C96	4L,6B,9B
10	16 Channel Mux/Demux	4067B	X	600	100	0-15 ±7.5	C97	4M,6Q,9U
11	4x4 Cross Point Switch	4741B	X	840	100	0-15 ±7.5	C98	4L,6B,9B

FAIRCHILD DIGITAL

CMOS

ARITHMETIC OPERATORS

Item	Function	DEVICE NO.	Description	No. of Bits	Logic/Connection Diagram	Package(s)
1	Adder	4008B	Binary Adder	4	C66	4L,6B,9B
2	Adder	4560B	BCD Adder	4x2	C106	4L,6B,9B
3	Carry Lookahead	4582B	Carry Lookahead Block	4	C68	4L,6B,9B
4	Comparator	40085B	Magnitude Comparator	4	C69	4L,6B,9B
5	Data Path Switch	4704B	Data Path Switch	4	C70	4M,6Q,9U
6	Arithmetic Logic Register Stack	4705B	Arith Logic Register Stack	4	C71	4M,6Q,9U
7	Data Access Register	4707B	Data Access Register	4	C72	4M,6Q,9U
8	Register Unit	4581B	4-Bit Arithmetic Logic Register Unit	4x2	C108	4M,6N,9N
9	Rate Multiplier	4527B	BCD Rate Multiplier	4	C103	4L,6B,9B
10	Parity Checker/Generator	4531B	13-Input Parity Checker/Generator	13	C104	4L,6B,9B
11	Parity Encoder	4532B	8-Input Parity Encoder	8	C105	4L,6B,9B
12	Complementer	4561B	9's Complementer	4	C107	3I,6A,9A
13	Sequencer	4708B	10-Bit Microprocessor Sequencer	10	C109	6I,8P

TIMEKEEPING CIRCUITS

Item	DEVICE NO. ⁽¹⁾	No. of Digits	Digit Drive	LED	LCD	Calendar	Backup Osc	Alarm	Timer	24 Hr Options	Radio Off/On	Voltage	Special Features	Logic/Connection Diagram	Package(s) ⁽²⁾
14	FWA6003/ FWA6103	4	Dir	No	Yes	Yes	Yes	No	No	No	No	1.5	Seconds and date on command	C119 C118	—
15	FWA6005/ FWA6105	4	Dir	No	Yes	Yes	Yes	No	No	No	No	1.5	6003 w/on-board voltage quadrupler	C120 C121	—
16	FWA6004	4	Mux	Yes	No	Yes	Yes	No	No	No	No	3.0	Seconds, ideal car clock	C122	—
17	FWX6107	4	Dir	No	Yes	Yes	Yes	No	No	No	No	1.5	6105 w/24 hr and European calendar	—	—
18	FWX6109	6	Dir	No	Yes	Yes	Yes	No	No	No	No	1.5	5-function w/day flags	—	—
19	FWX6111	6	Dir	No	Yes	Yes	Yes	No	No	No	No	1.5	6-function w/alpha day	—	—

1. FWXXXX products are available both encapsulated, FWBXXXX, & unencapsulated, FWXXXX.

2. Consult factory for package type

FAIRCHILD DIGITAL

MOS

RANDOM LOGIC FUNCTIONS (For Other MOS Circuits—See Fairchild Memories)

Item	Function	DEVICE NO.	Temperature (1)	No. of Pins	Logic/Connection Diagram	Packages(s) (4)
1	TV Sync Generator	3262A	C	16	S1	6Z
2	TV Sync Generator with Generator Lock	3262B	C	16	S2	6Z
3	8-Channel Multiplex Switch	3708	C, L, M	16	S3	4A,6Z,8K 8U,9B
4	Digital Voltmeter	3814	C	24	S4	7M
5	5-Decade Counter	3815	C	24	S5	7M
6	Programmable Counter 3 thru 262,145	3816	C	16	S6	6Z,8K,9B
7	USART	F3843	C	28	S8	8E
8	Synchronous Protocol Communications Controller	F3846 (3)	C	40	—	—

TIMEKEEPING CIRCUITS

Item	DEVICE NO.	No. of Digits	Digit Drive	LED	LCD	Calendar	Backup Osc	Alarm	Timer	24 Hr Options	Radio Off/On	Voltage	Special Features	Logic/Connection Diagram	Package(s) (4)
9	FCM7001	6	Mux	Yes	Yes	Yes	Yes	Yes	9:59	Yes	Yes	10-17	Use for very large digits; high drive circuit.	S9	
10	FCM7002	6	Mux	—	—	Yes	Yes	Yes	9:59	Yes	Yes	10-17	BCD outputs	S10	
11	FCM7003	6	Mux	Yes	Yes	Yes	Yes	Yes	9:59	Yes	Yes	10-17	Direct drive for gas discharge	S11	
12	FCM7004	6	Mux	Yes	Yes	Yes	Yes	Yes	9:59	Yes	Yes	10-17	7001 w/European calendar format	S9	
13	FCM7010	4	Dir	Yes	Yes	Yes	Yes	Yes	2:50	Yes	Yes	7.0-17	12 mA direct drive, pulsing colon	S12	
14	FCM7015	4	Dir	Yes	Yes	Yes	Yes	Yes	2:50	Yes	Yes	7.0-17	12 mA direct static drive, colon, slew set	S12	
15	FCM7030 (2)	4	Dir	Yes	Yes	No	No	Yes	:59	Yes	Yes	8.0-18	Seconds on command, 15 mA drive	S13	
16	FCM7040	4	Dup	Yes	No	No	Yes	Yes	99:59	Yes	Yes	7.0-11	Key BD entry appliance control	S14	

1. C = Commercial temperature range; L = Limited military temperature range; M = Military temperature range.
2. Replaces FMC3817 for new designs
3. To be announced
4. Consult factory for package types.

FAIRCHILD DIGITAL

RTL/CTL

FAIRCHILD RTL MICROLOGIC AND CTL COUNTING MICROLOGIC ELEMENTS

Item	DEVICE NO.	Description	Logic/Connection Diagram	Package(s)	Item	DEVICE NO.	Description	Logic/Connection Diagram	Package(s)
1	900	Buffer	F8	3F,5B	14	913	D Flip-Flop	F6	3F,5B
2	901	Counter Adapter	F18	3F,5B	15	914	Dual 2-NOR	F13	3F,5B
3	902	Flip-Flop	F19	3F,5B	16	915	Dual 3-NOR	F14	3F,5F
4	903	3-Input NOR	F9	3F,5B	17	921	Dual 2-Expander	F7	3F,5B
5	904	Half Adder	F10	3F,5B	18	923	JK Flip-Flop	F15	5B
6	905	Half Shift	F11	3F,5B	19	926	JK Flip-Flop	F16	3F,5F
7	906	Half Shift	F20	3F,5B	20	927	Quad Inverter	F17	3F,5F
8	907	4-Input NOR	F12	3F,5B	21	958	Decade Counter	F21	5B,6A
9	908	Adder	F1	3F,5B	22	959	4-Bit Latch	F22	6B
10	909	Buffer	F2	3F,5B	23	960	BCD Decoder/Dvr	F23	6B
11	910	Dual 2-NOR	F3	3F,5B	24	974	JK Flip-Flop	F15	5B
12	911	4-Input NOR	F4	3F,5B	25	989	Binary Counter	F21	5B,6A
13	912	Half Adder	F5	3F,5B					

DTL

DTL MICROLOGIC


Item	DEVICE NO.	Description	Logic/Connection Diagram	Package(s)
26	930	Dual 4-Input Extendable NAND Gate	G1	3I,5F,6A,9A
27	932	Dual 4-Input Extendable NAND Buffer Gate	G1	3I,5F,6A,9A
28	933	Extender	G9	5F,9A
29	935	Extendable Hex Inverter	G12	3I,6A,9A
30	936	Hex Inverter	G12	3I,6A,9A
31	937	Hex Inverter	G12	3I,6A,9A
32	941	Monostable Multivibrator	G17	3I,6A
33	944	Dual 4-Input Extendable NAND Buffer Gate (Open Collector)	G1	3I,5F,6A,9A
34	945	RS Flip-Flop	G18	3I,5F,6A,9A
35	946	Quad 2-Input NAND Gate	G10	3I,5F,6A,9A

FAIRCHILD DIGITAL

DTL

DTL MICROLOGIC (Cont'd)

Item	DEVICE NO.	Description	Logic/Connection Diagram	Package(s)
1	948	RS Flip-Flop	G18	3I,5F,6A,9A
2	949	Quad 2-Input NAND Gate	G10	3I,5F,6A,9A
3	950	A-C Coupled RS Flip-Flop	G19	3I,5F,6A,9A
4	951	Monostable Multivibrator	G17	3I,5F,6A,9A
5	961	Dual 4-Input Extendable NAND Gate	G1	3I,5F,6A,9A
6	962	Triple 3-Input NAND Gate	G11	3I,5F,6A,9A
7	963	Triple 3-Input NAND Gate	G11	3I,5F,6A,9A
8	1800	Dual 5-Input NAND Gate	G1	9A
9	1801	Dual 5-Input NAND Gate	G1	9A
10	1802	Single 8-Input NAND Gate	G2	9A
11	1803	Single 8-Input NAND Gate	G2	9A
12	1804	Single 10-Input NAND Gate	G3	9A
13	1805	Single 10-Input NAND Gate	G3	9A
14	1806	Quad 2-Input AND Gate	G4	9A
15	1807	Quad 2-Input AND Gate	G4	9A
16	1808	Quad 2-Input OR Gate	G5	9A
17	1809	Quad 2-Input OR Gate	G5	9A
18	1810	Quad 2-Input NOR Gate	G6	9A
19	1811	Quad 2-Input NOR Gate	G6	9A
20	1812	Quad 2-Input Exclusive OR Gate	G7	9A
21	1813	Quad Latch	G13	9B
22	1814	Quad Latch	G14	9A
23	9093	Dual JK Flip-Flop	G15	3I,6A,9A
24	9094	Dual JK Flip-Flop	G15	3I,6A,9A
25	9097	Dual JK Flip-Flop	G16	3I,6A,9A
26	9099	Dual JK Flip-Flop	G16	3I,6A,9A
27	9109	High Voltage Hex Inverter	G12	6A
28	9110	High Voltage Hex Inverter	G12	6A
29	9111	RS Flip-Flop	G20	3I,6A
30	9112	High Voltage Hex Inverter	G12	6A
31	9135	Hex Inverter (Open Collector)	G12	3I,6A,9A
32	9157	Quad 2-Input Buffered NAND Gate	G8	3I,6A,9A
33	9158	Quad 2-Input Power NAND Gate	G8	6A,9A



PRODUCT INDEX	1
DIODES	2
TRANSISTORS	3
OPTOELECTRONICS	4
CHARGE-COUPLED DEVICES	5
HYBRIDS	6
LINEAR	7
INTERFACE	8
DIGITAL	9
MEMORIES	10
MICROCOMPUTERS	11
AEROSPACE AND DEFENSE	12
LOGIC/CONNECTION DIAGRAMS	13
ORDERING INFORMATION AND PACKAGE OUTLINES	14
FAIRCHILD FIELD SALES OFFICES, REPRESENTATIVES AND DISTRIBUTORS	15



FAIRCHILD MEMORIES

RANDOM ACCESS MEMORIES

BIPOLAR RAMs

Item	Organization	DEVICE NO.	Description ⁽¹⁾	Address Access Time ns (Typ)	Chip Select Access Time ns (Typ)	Read/Write Cycle Time		Power Dissipation mW (Typ)	Logic/Connection Diagram	Package(s)
						Comm 0°C to +70°C ns (Max)	-55°C to +125°C ns (Max)			
TTL										
1	16x4	54LS/74LS89 ⁽⁴⁾	OC	—	—	—	—	—	M1	4L,7B,9B
2	16x4	54LS/74LS189 ⁽⁴⁾	3S	—	—	—	—	—	M1	4L,7B,9B
3	16x4	54LS/74LS289 ⁽⁴⁾	OC	—	—	—	—	—	M1	7B,9B
4	16x4	7489	OC	30	30	60/55	60/55	—	M1	4L,7B,9B
5	16x4	9410	3S	35	25	50 ⁽²⁾	—	375	M50	7D,9M
6	256x1	93410	OC	45	25	60/45	70/55	450	M2	4B,6F,9B
7	256x1	93410A	OC	35	20	45	—	450	M2	6D,9B
8	256x1	93411	OC	45	25	55/45	65/55	475	M3	4B,6D,9B
9	256x1	93411A	OC	40	25	45	—	475	M3	6D,9B
10	256x1	93L420	3S	40	20	45	55	250	M3	4B,6D,9B
11	256x1	93L421	3S	45	30	90/75	100/90	275	M3	4B,6D,9B
12	256x1	93421	3S	35	20	50/35	60/45	475	M3	4B,6D,9B
13	256x1	93421A	3S	30	20	40/35	—	475	M3	6D,9B
14	64x9	93419	OC	35	15	45	60	725	M4	7Y
15	256x4	93412	OC	30	20	45	60/55	475	M5	4K,4R,8T
16	256x4	93L412	OC	45	20	60	75/70	250	M5	4K,4R,8T
17	256x4	93422	3S	30	20	45	60/55	475	M5	4K,4R,8T
18	256x4	93L422	3S	45	20	60	75/70	250	M5	4K,4R,8T
19	1024x1	93415	OC	30	15	45	60	475	M6	4B,6D,9B
20	1024x1	93L415	OC	35	20	60	70	200	M6	4B,6D,9B
21	1024x1	93415A	OC	25	15	30	—	475	M6	6D,9B

1. OC = open collector, 3S = 3-state
2. Measured @ T_A = 25°C
3. Typical Data In to Match Out
4. To be announced

FAIRCHILD MEMORIES

RANDOM ACCESS MEMORIES

BIPOLAR RAMs (Cont'd)

Item	Organization	DEVICE NO.	Description (1)	Address Access Time ns (Typ)	Chip Select Access Time ns (Typ)	Read/Write Cycle Time		Power Dissipation mW (Typ)	Logic/Connection Diagram	Package(s)
						0°C to +70°C ns (Max)	-55°C to +125°C ns (Max)			
TTL										
1	1024x1	93425	3S	30	15	45	60	475	M6	4B,6D,9B
2	1024x1	93L425	3S	35	20	60	70	200	M6	4B,6D,9B
3	1024x1	93425A	3S	25	15	30	—	475	M6	6D,9B
4	4096x1	93470	OC	30	15	50/55	60/70	800	M15	7D,9M
5	4096x1	93471	3S	30	15	50/55	60/70	800	M15	7D,9M
6	4096x1	93481	Dynamic, 3S	90	35	120	—	45/350	M16	4B,6E,9B
7	4096x1	93481A	Dynamic, 3S	80	35	100	—	45/350	M16	4B,6E,9B
ECL										
8	4x4	100142	—	2.7	—	3.3 ⁽³⁾	—	730	M40	4Q,6Q
9	16x4	95400	—	14	6.5	17.5/25.5 ⁽²⁾	—	435	M13	6B
10	16x4	10145A	—	6.5	4.5	9.0/10 ⁽²⁾	—	500	M14	4L,6B,9B
11	16x4	100145A	—	4.8	—	—	—	765	M41	4Q,6Q
12	128x1	10405	—	12	5.0	15 ⁽²⁾	—	475	M7	4B,6D
13	256x1	10410	—	18	7.0	30/38 ⁽²⁾	—	475	M8	4B,6D,9B
14	256x1	10411	—	20	7.0	35/47 ⁽²⁾	—	360	M8	6D,9B
15	256x1	10414	—	7.0	4.0	—	—	450	M8	4B,6D
16	256x1	100414	—	7.0	4.0	—	—	500	M8	4B,6D
17	1024x1	10415	—	25	7.0	35/38 ⁽²⁾	—	475	M9	4B,6D
18	1024x1	10415A	—	12	5.0	20/27 ⁽²⁾	—	475	M9	4B,6D
19	1024x1	100415	—	12	5.0	20/30 ⁽²⁾	—	500	M9	4Q
20	4096x1	10470	—	25	10	—	—	900	M15	7D

1. OC = open collector, 3S = 3-state
2. Measured @ T_A = 25°C
3. Typical Data In to Match Out
4. To be announced

FAIRCHILD MEMORIES

RANDOM ACCESS MEMORIES

MOS/CMOS RAMs

Item	Organization	DEVICE NO.	Description	Access Time ns (Max)	Cycle Time ns (Min)	Power Dissipation mW (Max)	Temperature ⁽¹⁾	No. of Pins	Logic/Connection Diagram	Package(s)
MOS										
1	1024x1	21L02H	Static	250	250	158/24 ⁽⁴⁾	C	16	M22	6Z,8K,8U,9B
2	1024x1	21L02F	Static	350	350	158/24 ⁽⁴⁾	C	16	M22	6Z,8K,8U,9B
3	1024x1	21L021	Static	450	450	158/24 ⁽⁴⁾	C	16	M22	6Z,8K,8U,9B
4	1024x1	21L022	Static	650	650	158/24 ⁽⁴⁾	C	16	M22	6Z,8K,8U,9B
5	1024x1	2102LH	Static	250	250	158 ⁽²⁾ /220 ⁽³⁾	C,L,M	16	M22	6Z,8K,8U,9B
6	1024x1	2102LF	Static	350	350	158 ⁽²⁾ /220 ⁽³⁾	C,L,M	16	M22	6Z,8K,8U,9B
7	1024x1	2102L1	Static	450	450	158 ⁽²⁾ /220 ⁽³⁾	C,L,M	16	M22	6Z,8K,8U,9B
8	1024x1	2102L2	Static	650	650	158 ⁽²⁾ /220 ⁽³⁾	C,L,M	16	M22	6Z,8K,8U,9B
9	1024x1	2102H	Static	250	250	289 ⁽²⁾ /385 ⁽³⁾	C,L,M	16	M22	6Z,8K,8U,9B
10	1024x1	2102F	Static	350	350	289 ⁽²⁾ /385 ⁽³⁾	C,L,M	16	M22	6Z,8K,8U,9B
11	1024x1	21021	Static	450	450	289 ⁽²⁾ /385 ⁽³⁾	C,L,M	16	M22	6Z,8K,8U,9B
12	1024x1	21022	Static	650	650	289 ⁽²⁾ /385 ⁽³⁾	C,L,M	16	M22	6Z,8K,8U,9B
13	1024x1	3542/2102S	Static	150	150	289	C	16	M22	6Z,8K,8U,9B
14	1024x1	3542A/2102R	Static	200	200	289	C	16	M22	6Z,8K,8U,9B
15	256x8	3539	Static	650	650	500	C	22	M23	6V
16	256x8	35392	Static	500	500	500	C	22	M23	6V

1. C = Commercial temperature range; L = Limited military temperature range; M = Military temperature range
2. Commercial temperature range
3. Military and limited military temperature range
4. Standby power
5. To be announced
6. Typical value @ V_{DD} = 10V

FAIRCHILD MEMORIES

RANDOM ACCESS MEMORIES

MOS/CMOS RAMs (Cont'd)

Item	Organization	DEVICE NO.	Description	Access Time ns (Max)	Cycle Time ns (Min)	Power Dissipation mW (Max)	Temperature (1)	No. of Pins	Logic/Connection Diagram	Package(s)
MOS										
1	1024x4	F2114 ⁽⁷⁾	Static	200	200	350	C	18	M24	—
2	4096x1	M40272	Dynamic	150	320	470/36 ⁽⁴⁾	C,L	16	M25	8K,8R
3	4096x1	M40273	Dynamic	200	375	470/36 ⁽⁴⁾	C,L	16	M25	8K,8R
4	4096x1	M40274	Dynamic	250	375	470/36 ⁽⁴⁾	C,L	16	M25	8K,8R
5	4096x1	M40275	Dynamic	300	430	470/36 ⁽⁴⁾	C,L	16	M25	8K,8R
6	16,384x1	F16K3	Dynamic	200	375	465/20 ⁽⁴⁾	C	16	M26	6Z,8K,8R
7	16,384x1	F16K4	Dynamic	250	410	465/20 ⁽⁴⁾	C	16	M26	6Z,8K,8R
8	16,384x1	F16K5	Dynamic	300	500	465/20 ⁽⁴⁾	C	16	M26	6Z,8K,8R
CMOS										
9	16x4	4710B	Static	95 ⁽⁶⁾	—	0.4	C,M	18	M42	7D,9M
10	16x4	4725B	Static	100 ⁽⁶⁾	—	0.4	C,M	16	M43	4L,6B,9B
11	256x1	4720B	Static	95 ⁽⁶⁾	—	0.4	C,M	16	M44	4L,6B,9B
12	256x4	4721B	Static	240 ⁽⁶⁾	—	0.7	C,M	22	M45	4K,4M,6V,7I
13	1024x1	4736B ⁽⁵⁾	Static	320 ⁽⁶⁾	—	0.7	C,M	16	M46	4L,6B,9B

1. C = Commercial temperature range; L = Limited military temperature range; M = Military temperature range
2. Commercial temperature range
3. Military and limited military temperature range
4. Standby power
5. To be announced
6. Typical value @ V_{DD} = 10V
7. Consult factory for package information

FAIRCHILD MEMORIES

READ ONLY MEMORIES

BIPOLAR ROMs AND PROMs

Item	Organization	DEVICE NO.	Description ⁽¹⁾	Address Access Time ns (Typ)	Chip Select Access Time ns (Typ)	Read Cycle Time		Power Dissipation mW (Typ)	Logic/Connection Diagram	Package(s)
						0°C to +70°C ns (Max)	-55°C to +125°C ns (Max)			
TTL										
1	16x48x8	93458	FPLA,OC	25	15	—	—	750	M20	8E,9Y
2	16x48x8	93459	FPLA,3S	25	15	—	—	750	M20	8E,9Y
3	256x4	93457	ROM,OC	25	12	45	60	425	M17	3D,6D,9B
4	256x4	93467	ROM,3S	25	12	45	60	425	M17	3D,6D,9B
5	256x4	93417	PROM,OC	25	12	45	60	425	M17	3D,6D,9B
6	256x4	93427	PROM,3S	25	12	45	60	425	M17	3D,6D,9B
7	512x4	93436	PROM,OC	30	15	50	60	475	M10	3D,6D,9B
8	512x4	93446	PROM,3S	30	15	50	60	475	M10	3D,6D,9B
9	512x4	93431	ROM,OC	30	15	50	60	475	M10	4B,6D,9B
10	512x4	93441	ROM,3S	30	15	50	60	475	M10	4B,6D,9B
11	512x8	93432	ROM,OC	35	15	55	70	650	M11	4R,6M,7L,9N
12	512x8	93442	ROM,3S	35	15	55	70	650	M11	4R,6M,7L,9N
13	512x8	93438	PROM,OC	35	15	55	70	650	M11	4R,6M,7L,9N
14	512x8	93448	PROM,3S	35	15	55	70	650	M11	4R,6M,7L,9N
15	1024x4	93452	PROM,OC	30	15	55	70	650	M18	8F,9M
16	1024x4	93453	PROM,3S	30	15	55	70	650	M18	8F,9M
17	1024x8	93450	PROM,OC	30	20	45	60	550	M21	4R,6M,9N
18	1024x8	93451	PROM,3S	30	20	45	60	550	M21	4R,7L,9N
19	1024x8	93454	ROM,OC	30	20	45	60	550	M12	4R,6M,7L,9N
20	1024x8	93464	ROM,3S	30	20	45	60	550	M12	4R,6M,7L,9N
ECL										
21	256x4	10416	PROM	15	4.0	25 ⁽²⁾	—	650	M19	4B,6D
22	256x4	100416	PROM	15	4.0	25 ⁽²⁾	—	650	M19	4B,6D

1. OC = open collector, 3S = 3-state

2. -30°C to +85°C

FAIRCHILD MEMORIES

READ ONLY MEMORIES

MOS/CMOS ROMs, EPROMs AND CHARACTER GENERATORS

Item	Organization	DEVICE NO.	Description	Access Time ns (Max)	Power Dissipation mW (Max)	Temperature (1)	No. of Pins	Logic/Connection Diagram	Package(s)
MOS									
1	64x5x7	3257	Character Generator	1000	715	C	24	M28	7M
2	64x7x5	3258	Character Generator	800	500	C	16	M29	6Z
3	64x9x7	3260	Character Generator	1000	660	C	24	M30	7M
4	512x8	35141	ROM	850	580	C	24	M33	7M
5	512x8	35142	ROM	1000	580	C	24	M33	7M
6	512x8	35151	ROM	600	510	C	24	M33	7M
7	512x8	35152	ROM	700	510	C	24	M33	7M
8	1024x8	F2708	EPROM	450	800	C,L,M	24	M31	QA
9	1024x8	F27081	EPROM	350	800	C,L	24	M31	QA
10	1024x8	F3508	ROM	450	330	C	24	M32	7M
11	2048x8	F3516E	ROM	450	330	C	24	M34	7M
CMOS									
12	256x8	4735B	ROM	152 ⁽³⁾	0.7 ⁽³⁾	C,M	24	M47	4M,6Q,9U

1. C = Commercial temperature range; L = Limited military temperature range; M = Military temperature range
2. To be announced
3. Typical value at $V_{DD} = 10V$


FAIRCHILD MEMORY

SERIAL MEMORY

FIFOs, LIFOs AND SHIFT REGISTERS

Item	Organization	DEVICE NO.	Description	Frequency MHz (Max)	Power Dissipation mW (Max)	Temperature ⁽¹⁾	No. of Pins	Logic/Connection Diagram	Package(s)
MOS									
1	32x6	3348	Static Shift Register	1.0	150	C	24	M36	7M
2	32x6	3349	Static Shift Register	1.0	150	C	16	M37	6Z,8K,9B
3	64x4	3341	FIFO	0.7	450/625 ⁽²⁾	C,L,M	16	M38	6Z,8K
4	64x4	3341A	FIFO	1.0	450	C	16	M38	6Z,8K
5	64x4	3342	Static Shift Register	1.5	380	C	16	M35	6Z,8K,9B
6	80x4	3347	Static Shift Register	1.5	380	C	16	M35	6Z,8K,9B
7	80x4	33571	Static Shift Register	4.0	375	C	16	M35	6Z
8	80x4	33572	Static Shift Register	2.0	285	C	16	M35	6Z
9	40x9	33511	FIFO	2.0	420	C	28	M39	8E
10	40x9	33512	FIFO	1.0	520	C,L,M	28	M39	8E
11	16x4Kx1	F464-2	CCD Dynamic Shift Register	1.0-5.0 ⁽⁴⁾	336/66 ⁽³⁾	C	16	M27	QB
12	16x4Kx1	F464-3	CCD Dynamic Shift Register	1.0-4.0 ⁽⁴⁾	336/66 ⁽³⁾	C	16	M27	QB
13.	16x4Kx1	F464-4	CCD Dynamic Shift Register	1.0-2.0 ⁽⁴⁾	336/66 ⁽³⁾	C	16	M27	QB
CMOS									
14	16x4	4703B	FIFO	5.3	0.5	C,M	24	M48	4M,6Q,9U
15	16x4	4706B	LIFO	5.3	0.5	C,M	24	M49	4M,6Q,9U
TTL									
16	16x4	9403	FIFO	10	850	C,M	24	M51	6Q,9U
17	16x4	9406	LIFO	10	800	C,M	24	M52	6Q,9U

1. C = Commercial temperature range; L = Limited military temperature range; M = Military temperature range
2. Military and limited military temperature range
3. Standby power
4. Minimum frequency specification



PRODUCT INDEX	1
DIODES	2
TRANSISTORS	3
OPTOELECTRONICS	4
CHARGE-COUPLED DEVICES	5
HYBRIDS	6
LINEAR	7
INTERFACE	8
DIGITAL	9
MEMORIES	10
MICROCOMPUTERS	11
AEROSPACE AND DEFENSE	12
LOGIC/CONNECTION DIAGRAMS	13
ORDERING INFORMATION AND PACKAGE OUTLINES	14
FAIRCHILD FIELD SALES OFFICES, REPRESENTATIVES AND DISTRIBUTORS	15



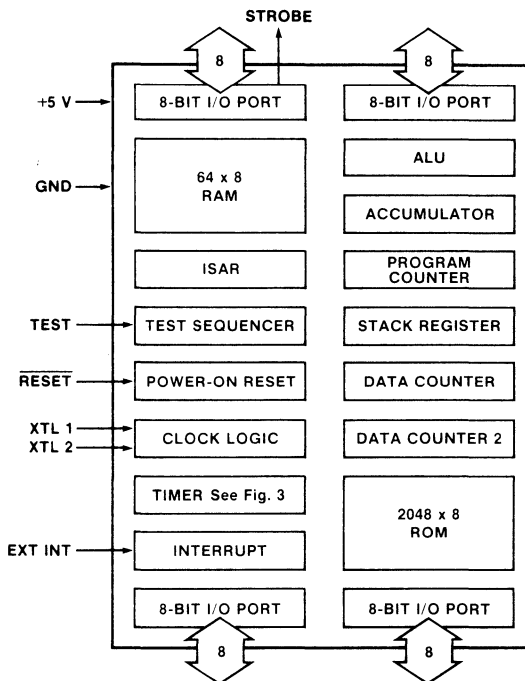
MICROMACHINE™ SERIES

MICROMACHINE™

MicroMachine™ devices are complete 8-bit microcomputers on single MOS integrated circuits. The family can execute the F8 instruction set of more than 70 commands, allowing expansion into multi-chip configurations with software compatibility. The devices feature read only memory, 64 bytes of scratchpad RAM, a programmable binary timer, 32 bits of I/O, and a single +5 V power supply requirement.

Members of the family differ in memory type and size. The F3870 has 2048 bytes of mask programmed ROM while the F38E70 has 2048 bytes of PROM. The F3872 has 3K bytes of masked ROM plus 64 bytes of RAM. The additional RAM is addressed from the program and data counters, not the ISAR. The F3874 contains 4096 bytes of masked programmed ROM.

Utilizing ion-implanted, n-channel silicon-gate technology and advanced circuit design techniques, Fairchild's single-chip microcomputers offer maximum cost effectiveness in a wide range of control and logic replacement applications.



DEVELOPMENT SUPPORT

The Formulator family of development equipment supports the F3870, the one-chip micromachine manufactured by Fairchild. The Formulator Operating System, Utility Programs, and the Fairbug Monitor are totally compatible with the F3870, since it shares the same instruction set with the Formulator. A Simulation (Quad I/O) Module and an In-Circuit Emulation (ICE) cable are available to extend the Formulator features to the user's prototype or production breadboard. This creates a powerful design tool for creating the user's own F3870 software. In addition, the F3870 Emulator, a single stand-alone module for emulating the final F3870 software in PROMs, is available for building prototype systems.

F3870 SIMULATION

The non-microprocessor elements of the user's hardware configuration can be assembled on a breadboard and connected to Mark I, II, IIIFD, III or IIIIFD via the ICE cable plugged into a 40-pin socket on the user's board.

The cable connector on the Processor Module in the Formulator provides I/O ports 0 and 1, while the Simulation (Quad I/O) Module provides I/O ports 4 and 5. This system provides real-world simulation of the user's components in their actual environment with the vital microprocessor signals, including the complete software debugging features of the Formulator, cabled to the external breadboard.

F3870 EMULATOR

After F3870 ROM codes are frozen, a smaller, easier-to-handle and less expensive tool is required. To accomplish this design-in task, Fairchild has developed the F3870 Emulator. The F3870 Emulator contains sockets for two 2708s or two 2716 EROMs in place of the F3870 on-chip ROM so ROM codes can be verified and easily changed. The F3870 Emulator plugs directly into the F3870 40-pin socket in the production prototype using a short Emulator cable. The printed circuit module is approximately 5" by 7".

FAIRCHILD MICROCOMPUTERS

MICROMACHINE™ SERIES

FEATURES

FUNCTION	F3870 Micro- Machine	F38E70* Micro- Machine	F3872* Micro- Machine	F3874* Micro- Machine
Arithmetic Unit	Yes	Yes	Yes	Yes
Accumulator	Yes	Yes	Yes	Yes
64-byte Scratchpad RAM	Yes	Yes	Yes	Yes
Power On Detect	Yes	Yes	Yes	Yes
Clock Circuits	Yes	Yes	Yes	Yes
Interrupt Logic	Yes	Yes	Yes	Yes
Instruction Register	Yes	Yes	Yes	Yes
I/O Ports (8 lines each)	4	4	4	4
ROM (K bytes)	2K	—	3K	4K
EROM (K bytes)	—	2K	—	—
64-byte RAM	—	—	Yes	—
Program Counter	Yes	Yes	Yes	Yes
Stack Register	Yes	Yes	Yes	Yes
Data Counters	2	2	2	2
Programmable Timer	Yes	Yes	Yes	Yes
External Interrupt	Yes	Yes	Yes	Yes
Pulse Width Measure	Yes	Yes	Yes	Yes
Event Counter	Yes	Yes	Yes	Yes
Vectured Interrupts	Yes	Yes	Yes	Yes
+5V required	Yes	Yes	Yes	Yes
Power mW (Typ)	275	325	310	285
Maximum # in system	1	1	1	1
Logic/Connection Diagram	P9	P9	P9	P9
Package(s)	61,8P	—	61,8P	61,8P

*To be announced

Note: The F3872 has an optional power down feature that allows the 64 byte RAM to be saved with a +2 V. Supply that will dissipate 2.5 mW. Two I/O port pins are traded for this function.

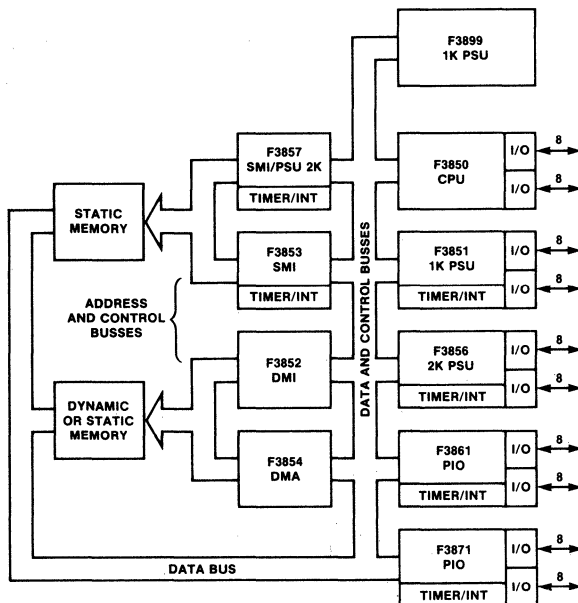
MICROCOMPUTER TRAINING COURSES

Fairchild offers training courses which are aimed at the design engineer who must learn to design the microprocessor into a working system. Both software (instruction sets) and hardware related instruction is given. Emphasis is placed on "hands-on" instruction with microprocessor development systems.

To achieve this understanding, the courses cover the details of I/O ports, use of subroutines and interrupts, where and how the ROM and RAMs are attached to the CPU and how to interface with static or dynamic memories.

Two separate four day courses are offered. One covers the F8 device family and the Micromachine series hardware and software design. The other course covers the F6800 device family in the same manner. An optional fifth day allows instruction in the alternate microprocessor.

F8 MICROPROCESSOR FAMILY



FAIRCHILD MICROCOMPUTERS

F8 MICROPROCESSOR FAMILY

FEATURES

FUNCTION	F3850 CPU	F3851 PSU	F3852 DMI	F3853 SMI	F3854 DMA	F3856 PSU	F3857 PSU/SMI	F3861 PIO	F3871 PIO	F3899 ROM
Arithmetic Unit	Yes									
Accumulator	Yes									
64-byte Scratchpad RAM	Yes									
Power on Detect	Yes									
Clock Circuits	Yes									
Interrupt Logic	Yes	Yes		Yes		Yes	Yes	Yes	Yes	
Instruction Register	Yes									
I/O Ports (8 lines each)	2	2				2		2	2	
ROM (K bytes)		1K				2K	2K			1K
Data Bus (8 lines)	Yes	Yes	Yes	Yes	Yes	Yes	Yes	Yes	Yes	Yes
Address Bus (16 lines)			Yes	Yes	Yes	Yes	Yes			
Control Bus (5 lines)	Yes	Yes	Yes	Yes	Yes	Yes	Yes	Yes	Yes	Yes
Program Counter		Yes	Yes	Yes		Yes	Yes			Yes
Stack Register		Yes	Yes	Yes		Yes	Yes			Yes
Data Counters		1	2	2		2	2			1
Programmable Timer		Yes		Yes		Yes	Yes	Yes	Yes	
External Interrupt		Yes		Yes		Yes	Yes	Yes	Yes	
Pulse Width Measure						Yes	Yes		Yes	
Event Counter						Yes	Yes		Yes	
Vectured Interrupts		Yes		Yes		Yes	Yes	Yes	Yes	
Memory Refresh Control			Yes							
DMA Control			Yes		Yes					
+5V required	Yes	Yes	Yes	Yes	Yes	Yes	Yes	Yes	Yes	Yes
+12V required	Yes	Yes	Yes	Yes	Yes	Yes	Yes	Yes	Yes	Yes
Power mW (Typ)	330	270	330	330	280	785	785	270	270	270
Maximum # in System	1	63	1	1	4	31	1	62	62	63
Logic/Connection Diagram	P1	P2	P3	P4	P5	P6	P7	P2	P6	P8
Package(s)	6I,8P	6I,8P	6I,8P	6I,8P	6I,8P	6I,8P	6I,8P	6I,8P	6I,8P	6I,8P

Number of ports in System is limited by addressing. The maximum is 256 Port Addresses (each F8 device uses 4 Port Addresses). Maximum memory is 64K bytes RAM/ROM/PROM.

The F38T56 and F38T57 incorporate the F3871-type of timer logic and strobe logic. These devices will be available 3rd quarter 1978.

PORT ADDRESSING

F8 MICROPROCESSOR FAMILY

Item	DEVICE NO.	PORT A		PORT B		PORT C		PORT D		TIMER INTERRUPT VECTOR ADDRESS	PORT TYPES
		ADDR.	FUNC.	ADDR.	FUNC.	ADDR.	FUNC.	ADDR.	FUNC.		
1	F3850	0	I/O	1	I/O						Standard
2	F3851	XXXXXX00	I/O	XXXXXX01	I/O	XXXXXX10	Control	XXXXXX11	Timer	Mask Option	Mask Option
3	F3851A	4	I/O	5	I/O	6	Control	7	Timer	H'0020'	Standard
4	F3852	H'OC'		H'OD'	Control	H'OE'		H'OF'			
5	F3852/ SL31116	H'EC'		H'ED'	Control	H'EE'		H'EF'			
6	F3853	H'OC'	Interrupt Vector Addr. Lo	H'OD'	Interrupt Vector Addr. Hi	H'OE'	Control	H'OF'	Timer	Software Programmable	
7	F3854	1111YY00	DMA Mem. Addr. Lo	1111YY01	DMA Mem. Addr. Hi	1111YY10	Control Hi Count	1111YY11	Lo Count		
8	F3856	XXXXXX00	I/O	XXXXXX01	I/O	XXXXXX10	Control	XXXXXX11	Timer	Mask Option	Mask Option
9	F38T56	XXXXXX00	I/O	XXXXXX01	I/O	XXXXXX10	Control	XXXXXX11	Timer	Mask Option	Mask Option
10	F3856A	8	I/O	9	I/O	H'OA'	Control	H'OB'	Timer	H'0024'	Standard
11	F3857					XXXXXX10	Control	XXXXXX11	Timer	Mask Option	Mask Option
12	F3861A	4	I/O	5	I/O	6	Control	7	Timer	H'0600'	Standard
13	F3861B	8	I/O	9	I/O	H'A'	Control	H'B'	Timer	H'0340'	Standard
14	F3861C	H'20'	I/O	H'21'	I/O	H'22'	Control	H'23'	Timer	H'0320'	Standard
15	F3861D	H'24'	I/O	H'25'	I/O	H'26'	Control	H'27'	Timer	H'0360'	Standard
16	F3861E	4	I/O	5	I/O	6	Control	7	Timer	H'0020'	Standard
17	F3871E	4	I/O	5	I/O	6	Control	7	Timer	H'0020'	Standard
18	F3871F	4	I/O	5	I/O	6	Control	7	Timer	H'0020'	Direct Drive
19	F3871G	4	I/O	5	I/O	6	Control	7	Timer	H'0020'	Open Drain
20	F3871H	4	I/O	5	I/O	6	Control	7	Timer	H'0420'	Standard

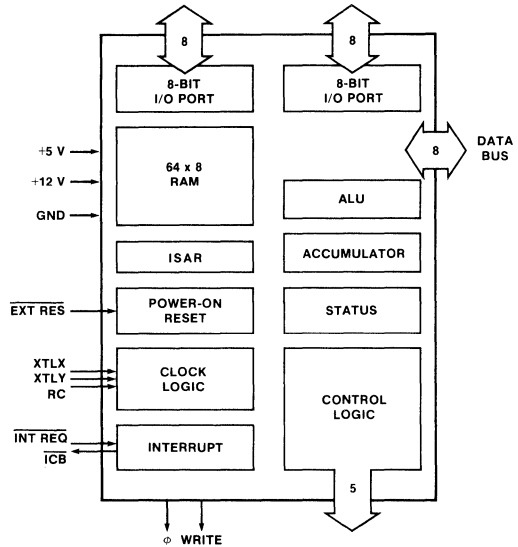
- XXXXXX is a Mask Option
- YY is a Pin Strap Option (1111YY00)
- The External Interrupt Address Vector is the Timer Address + H'0080'
- Three different types of timers and control ports exist. For further detail see Figures 1, 2, and 3.
- F38T56 and F38T57 have F3871-type timer and strobe logic.

F8 MICROPROCESSOR FAMILY

F3850 CENTRAL PROCESSING UNIT (CPU)

The CPU is an 8-bit arithmetic device with 70 instructions. It contains a 64-byte RAM, an instruction register, an accumulator, two parallel I/O ports, an interrupt control, power on reset and clock generation logic. The CPU provides communication control lines to the other members of the family.

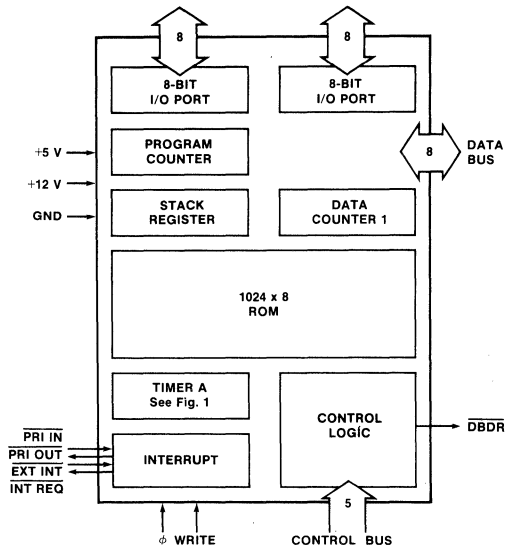
The F8 offers several alternatives for connecting memory to the system. These may be used individually, or in various combinations, depending upon the requirements.



F3850 CPU

F3851 PROGRAM STORAGE UNIT (PSU)

The F3851 PSU contains 1024 bytes of mask programmable ROM, a program counter and a data counter. It also has two parallel I/O ports, an 8-bit data port, a stack register, an incrementer/adder, a programmable timer and an interrupt control. Several F3851 circuits may be put in one system, thus increasing the ROM, I/O, and interrupt capability of the system. The F3851 program storage unit may be used alone, or in combination with one of the memory interface circuits.

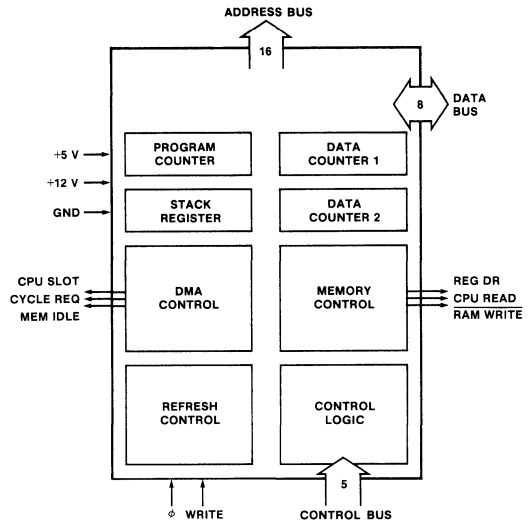


F3851 PSU

F8 MICROPROCESSOR FAMILY

F3852 DYNAMIC MEMORY INTERFACE (DMI)

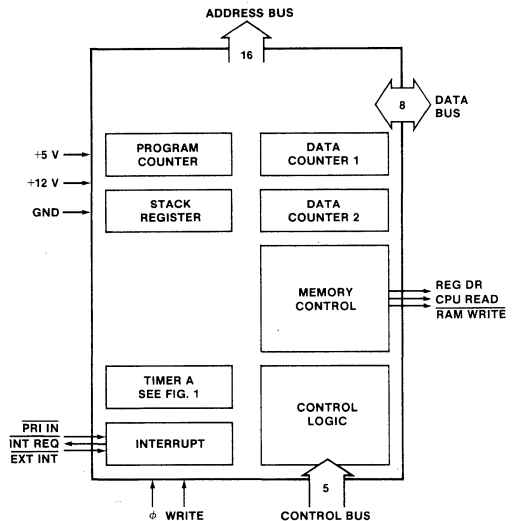
The DMI provides an appropriate interface for either static or dynamic memory components. When dynamic RAM circuits are used the DMI provides the necessary refresh controls required to maintain memory integrity. Another function of the DMI is to provide control for the F3854 DMA circuit. The dynamic memory refresh cycles and the DMA transfers are performed without slowing the central processor. The DMI also contains a program counter, data counter, an auxiliary data counter, stack register, incrementer/adder, an 8-bit data bus and a 16-bit address bus for communication with external memory. The DMI may be used solely with the CPU, or in conjunction with the F3851 PSU device.



F3852 DMI

F3853 STATIC MEMORY INTERFACE (SMI)

The SMI is the second of three alternative devices in the F8 family which may be used with the 3850 CPU for memory interface. The SMI provides the necessary control for static memory components such as the 2102 RAM, 2708 EPROM, or 93448 PROM. The SMI also contains a program counter, data counter, an auxiliary data counter, stack register, incrementer/adder, a programmable timer, an 8-bit data bus and a 16-bit address bus for communication with external memory. The F3853 may be used solely with the CPU, or in conjunction with F8 PSU devices.

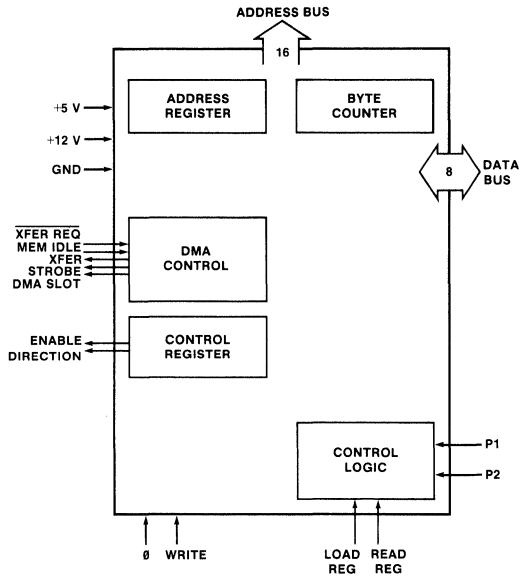


F3853 SMI

F8 MICROPROCESSOR FAMILY

F3854 DIRECT MEMORY ACCESS UNIT (DMA)

The DMA circuit allows memory access from an external device during periods when the CPU is not using the memory. The F3852 DMI provides a control line which indicates periods when the memory is idle. During these periods the DMA transfers data between an external device and the memory. This operation is performed without slowing the central processor. In addition, the DMA contains a 16-bit memory address bus, an 8-bit data bus, programmable address vector and data length counter.



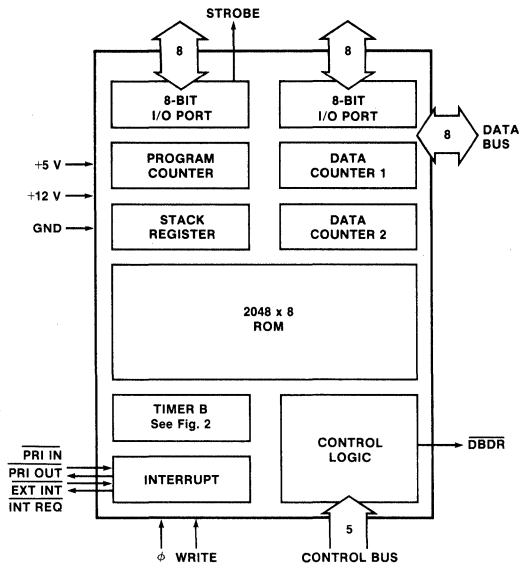
F3854 DMA

F3856 PROGRAM STORAGE UNIT (PSU)

It is important to note that Fairchild's program storage unit is not just a conventional read only memory. In addition to containing 2048 bytes of mask programmable ROM for program and constant storage, the F3856 includes the addressing logic for memory referencing, a program counter, an indirect address register (the data counter) and a stack register. A complete vectored interrupt level, including an external interrupt line to alert the central processor, is provided. All of the logic necessary to request, acknowledge and reset the interrupt is on the F3856. The 8-bit programmable timer is especially useful for generating real time delays. The PSU has an additional 16 bits of TTL compatible, bidirectional, fully latched I/O lines.

Systems requiring more program storage may be expanded by adding more PSU circuits. For example, one F3850 and two F3856 PSUs will produce a microprocessor system complete with 64 bytes of RAM, 4096 bytes of ROM, 48 I/O bits, two interrupt levels, and two programmable timers. This complete system will require only three IC packages.

The F38T56 incorporates the F3871-type timer and strobe logic.



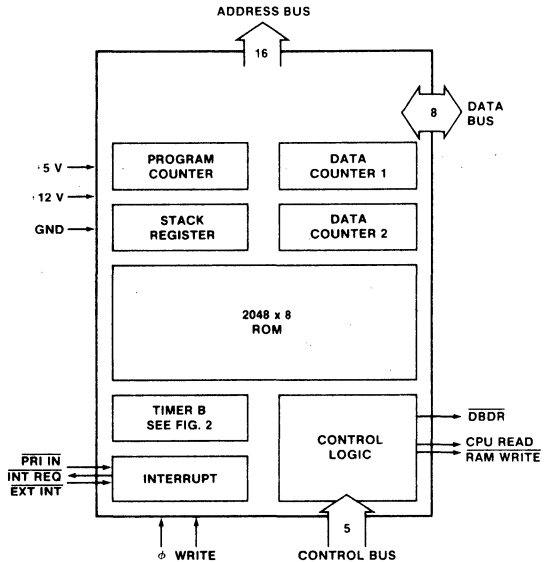
F3856 PSU

F8 MICROPROCESSOR FAMILY

F3857 PROGRAM STORAGE UNIT/STATIC MEMORY INTERFACE (PSU/SMI)

The F3857 is the third alternative device in the F8 family which may be used with the F3850 CPU for memory interface. The PSU/SMI provides the necessary control for static memory components such as the 2102 RAM or F2708 EPROM. The PSU/SMI also contains a program counter, data counter, an auxiliary data counter, stack register, incrementer/adder, a programmable timer, an 8-bit data bus and a 16-bit address bus for communication with external memory. The F3857 may be used solely with the CPU, or in conjunction with other members of the F8 family. The F3857 differs from the F3853 in that a 2048 byte mask programmable ROM is also included.

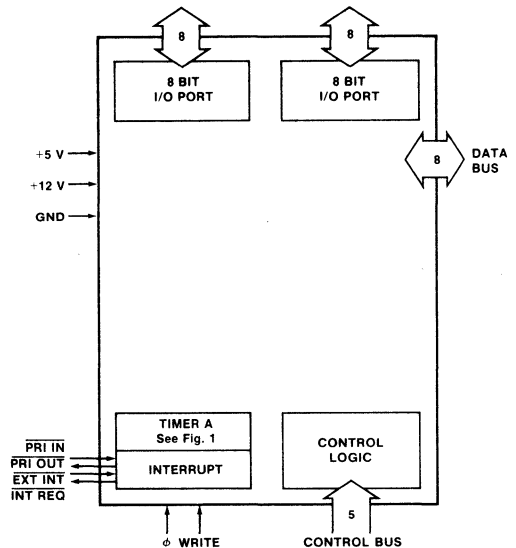
The F38T57 incorporates the F3871-type timer and strobe logic.



F3857 PSU/SMI

F3861 PERIPHERAL I/O DEVICE (PIO)

The PIO is an expansion unit for I/O ports, interrupts and timers. It contains two 8-bit I/O ports, one interrupt control, and one programmable timer. Depending on the application requirements, multiple PIOs may be added to the system to expand the functions at low cost.

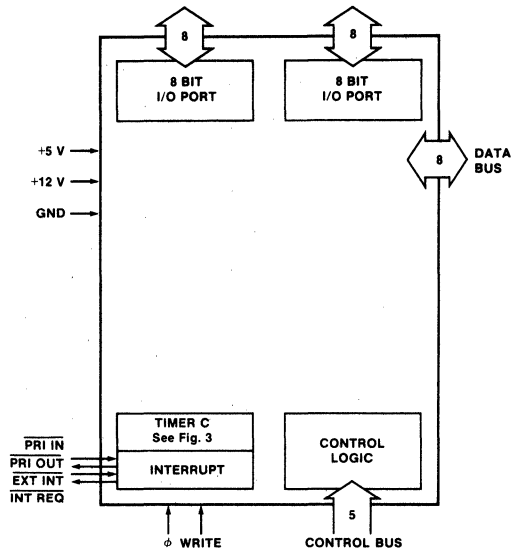


F3861 PIO

F8 MICROPROCESSOR FAMILY

F3871 PERIPHERAL I/O DEVICE (PIO)

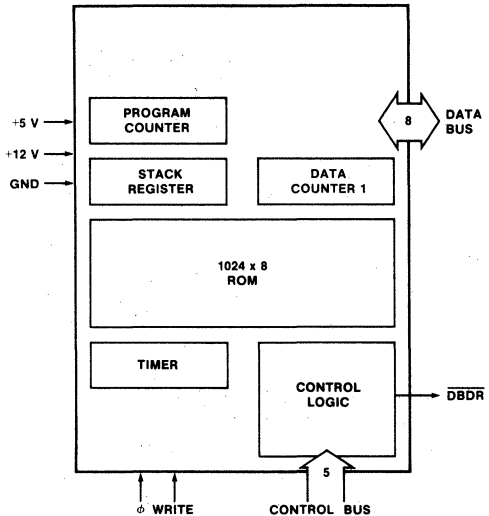
The PIO is an expansion unit for I/O ports, interrupts and timers. It contains two 8-bit I/O ports, one interrupt control, and one programmable timer. Depending on the application requirements, multiple PIOs may be added to the system to expand the functions at low cost. The versatile timer/interrupt circuit has the ability to measure external pulse widths, or count external pulses in addition to providing a timer with resolution of 1.0 μ s in addition to providing a timer with resolution of 1.0 μ s at 2.0MHz.



F3871 PIO

F3899 PROGRAM STORAGE UNIT (PSU)

The F3899 PSU contains 1024 bytes of mask programmable ROM, a program counter, stack register, and a data counter. The F3899 provides a low cost ROM memory to augment the F8 family.



F3899 PSU

MICROMACHINE™ SERIES AND F8 FAMILY TIMERS

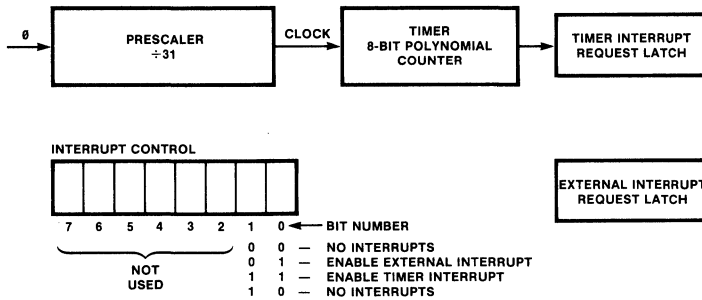


Fig. 1 Timer and Interrupt Control for F3851, F3853 and F3861

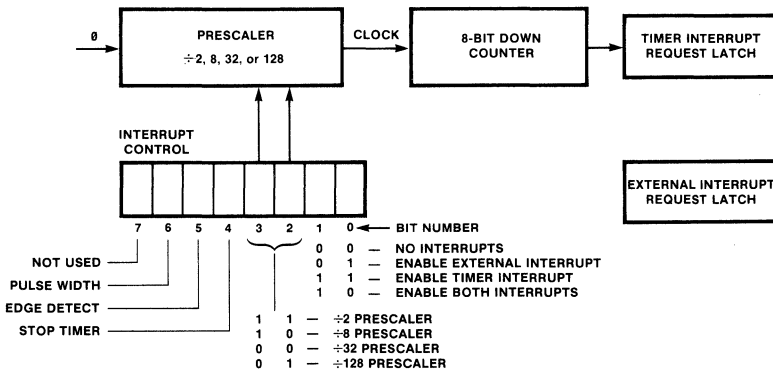


Fig. 2 Timer and Interrupt Control for F3856 and F3857

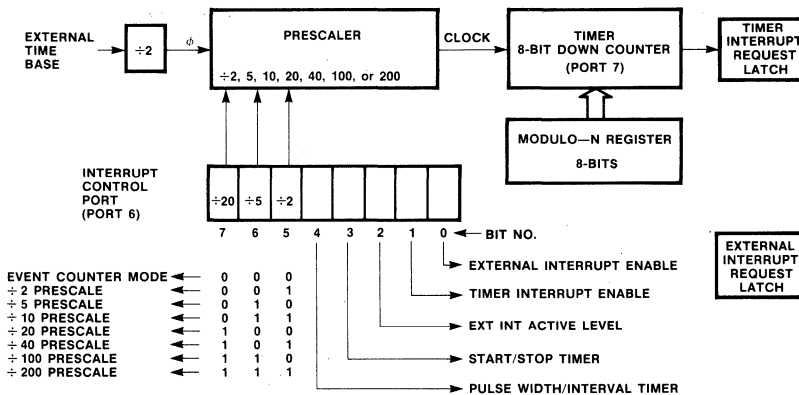


Fig. 3 Timer and Interrupt Control for F3870 and F3871

MICROMACHINE™ SERIES AND F8 FAMILY DESIGN AIDS

The microprocessor system designer can now create his own hardware and software development systems by selecting modular subassemblies from Fairchild's Formulator design aids. He may start development with a Mark I singleboard system, then expand to more sophisticated Mark II or Mark IIFD development systems that can handle both software and hardware development. Or, he may graduate to a complete Formulator Mark III with intelligent front panel, power supply, and accessories or to the top of the line Formu-

lator Mark IIIFD with floppy disk drives.

Three growth packages plus a selection of optional modules provide a practical method for upgrading the single-board Mark I to either the Mark II or Mark IIFD or to the maximum system configuration Mark III or Mark IIIFD. Using the growth packages, the designer can begin sophisticated system application programs at very low cost and then upgrade his development tools in relatively inexpensive steps.

FORMULATOR MARK I

The first member of the Formulator family, the Formulator Mark I, is a basic microcomputer development tool providing the hardware necessary to build prototype systems. Included in the basic system is the Formulator Processor Module with the F8 CPU, Static Memory Interface, Dynamic Memory Interface, and Program Storage Unit devices. The Fairbug debug program, a 1K-byte monitor debug package, is included in the Program Storage Unit on the Processor Module. Fairbug provides the Mark I with sufficient debug capability to load a program, examine registers, monitor and alter memory locations, store a program on an external file, and generate a tape suitable for burning PROM memory devices. The Mark I also comes equipped with a 13-slot card cage and motherboard for attaching the modular Formulator printed circuit boards. Cables and documentation are also included in the F8 Formulator Mark I system, including a peripheral interface cable which can connect the Mark I to a Teletype ASR33 or TI Silent 733 for external communication.

Hardware

- Formulator Processor Module
- Formulator Card Cage and Motherboard
- Processor Module to Peripheral Cable
- Power Cable
- Cable Kit

Software

- Fairbug Debug Program

Documentation

- Formulator User's Guide
- Formulator Hardware Reference Manual
- Formulator Mark I Systems Coverage Manual
- Formulator Utilities Manual

FORMULATOR MARK II

The second member is the Formulator Mark II. This unit is a low cost microcomputer software and hardware development tool. It includes the basic hardware required to develop a system, as well as the necessary software tools to develop object code. The Mark II consists of all the components of the Mark I, namely the Processor Module, card cage and motherboard, cable kit, and the Fairbug debug program, as well as an additional 16K-byte RAM module. Also a part of the Mark II is the Formulator Operating System, including the editor, relocating assembler, and debug package to allow the generation of source code and to create and check out object code. Peripheral interfaces are also available to connect the Mark II to a TI Silent 733 or Teletype ASR33.

Hardware

- Formulator Processor Module
- 16K-Byte RAM Module
- Formulator Card Cage and Motherboard
- Processor Module to Peripheral Cable
- Power Cable
- Cable Kit

Software

- Formulator Operating System

Documentation

- Formulator User's Guide
- Formulator Hardware Reference Manual
- Formulator Mark II Systems Coverage Manual
- Formulator Utilities Manual

MICROMACHINE™ SERIES AND F8 FAMILY DESIGN AIDS

FORMULATOR MARK IIFD

The third member is the Formulator Mark IIFD, a floppy-disk based low-cost microcomputer software and hardware development tool. It includes the basic hardware required to develop a system, as well as the necessary software tools to develop programs. The Mark IIFD consists of all the components of the Mark I, namely the Processor Module, card cage and motherboard, cable kit, and the Fairbug debug program, as well as an additional 16K-byte RAM Module. The F8-DOS-III is also a part of the Mark IIFD. It includes a floppy-disk file manager, editor, relocating assembler, and debug package to generate source code and to create and check out object code. The Mark IIFD can communicate with teletype ASR33 and other standard RS232 CRT or printing terminals.

Hardware

- Parallel Interface Module
- Prom Boot Loader Module
- Formulator Processor Module
- 16K-Byte RAM Module
- Formulator Card Cage and Motherboard
- Processor Module to Peripheral Cable
- Power Cable
- Cable Kit

Software

- F8-DOS-III Floppy Disk Operating System

Documentation

- Formulator User's Guide
- Formulator Hardware Reference Manual
- Formulator Mark II Systems Coverage Manual
- Formulator Utilities Manual

FORMULATOR MARK III

The fourth level of microprocessor development equipment is the Formulator Mark III, offering all of the design assistance required to develop microprocessor systems. The combination of hardware, software, and firmware offered by the Mark III assists the designer from the generation of source programs through the development of a prototype system. The Mark III is a modular microcomputer that accommodates a variety of memory, input/output, and communication configurations to form a new and powerful development system. It contains all of the components of the Mark II—the Processor Module, card cage and motherboard, cable kit, the Fairbug debug program, 16K bytes of RAM, and the Formulator Operating System. In addition, the Mark III includes a Quad I/O Module with four I/O ports and two interrupts, a Communications Module with an on-board UART, a universal breadboard for building user hardware configurations, an extender module, and an intelligent operator's panel. Power supplies for the Mark III may be either 100 volts, 115 volts, or 220 volts at 50/60Hz. Peripheral interfaces are available to connect the Mark III with a TI Silent 733, a Teletype ASR33, or an HP 2645A Mini-Data Station.

Hardware

- Formulator Mainframe
- Designer's Console with Firmware
- Formulator Processor Module
- 16K-Byte RAM Module
- Quad I/O Port Module
- Communications Module
- Universal Breadboard
- Extender Module
- Cable Kit
- User I/O Cable Assembly
- Communications Module to Peripheral Cable

Software

- Fairbug Debug Program
- Formulator Operating System

Documentation

- Formulator User's Guide
- Formulator Hardware Reference Manual
- Formulator Mark III Systems Coverage Manual
- Formulator Utilities Manual

FORMULATOR MARK IIIFD

The top of the line in microprocessor development equipment is the floppy-disk-based Formulator Mark IIIFD, offering all of the design assistance required to develop microprocessor based systems. The combination of hardware, software, and firmware offered by the Mark IIIFD assists the designer from the generation of source programs through the development of a prototype system. The Mark IIIFD is a modular microcomputer that accommodates a variety of memory, input/output, and communication configurations to form a new and powerful development system. It contains all of the components of the Mark IIFD, the Processor Module,

card cage and motherboard, cable kit, the Fairbug debug program, parallel interface, PROM boot loader, 16K bytes of RAM, and the F8-DOS-III disk operating system. In addition, the Mark IIIFD includes a quad I/O module with four I/O ports and two interrupts, a communications module with an on-board UART, a universal breadboard for building user hardware configurations, an extender module, and an intelligent operator's panel. Power supplies for the Mark IIIFD may be either 100 volts, 115 volts or 220 volts at 50/60Hz. The Mark IIIFD can communicate with teletype ASR33 or other standard RS232 glass or printing terminals.

MICROMACHINE™ SERIES AND F8 FAMILY DESIGN AIDS

FORMULATOR MARK IIIFD (Cont'd)

Hardware

- Formulator Mainframe
- Designer's Console with Firmware
- Formulator Processor Module
- Parallel Interface Module
- PROM Boot Loader Module
- 16K-Byte RAM Module
- Quad I/O Port Module
- Communications Module
- Universal Breadboard
- Extender Module
- Cable Kit

- User I/O Cable Assembly
- Communications Module to Peripheral Cable

Software

- F8-DOS-III Floppy Disk Operating System

Documentation

- Formulator User's Guide
- Formulator Hardware Reference Manual
- Formulator Mark III Systems Coverage
- Formulator Utilities Manual

F8-DOS-III DESCRIPTION

The Formulator F8-DOS-III operating system provides floppy-disk bulk storage capability for Fairchild's Formulator Mark IIFD and Mark IIIFD F8 microcomputers when used with up to four plug-compatible iCOM® series FD 360, FD3700 and Frugal Floppies™ providing for over one megabyte of total storage capacity.

F8-DOS-III provides a powerful and complete development software package with batch operation, linking loader, and relocating assembler, and provides an easy to use, reliable, fast and extremely efficient capability for auxiliary program and data storage during F8 and F3870 software development or in end-user applications.

iCOM® Advertised	F8-DOS-III SUMMARY			
FD3700 Series Features	Disk Monitor	Editor	Relocating Assembler	Real-Time Debugger
Fully IBM 3740 media and format compatible	Assemble (Relocating)	Move Line	No-List Option	Symbolic Debugging
Full formatter and controller built-in	Load (Linking)	Copy Line	No-Object Option	Set Up to 8 Breakpoint
Full sector Read/Write buffers allow asynchronous or DMA data transfer	List Directory	Bottom	Error Messages	Clear Breakpoint
Drive and diskette Write Protect capability	Print File	Change	Invalid Label	Clear All Breakpoints
Positive latching door mechanism	Rename File	Delete	Duplicate Label	Continue Execution
Up to 4 drives with no software or hardware modifications	Create File	File	Invalid Op Code	Go To Location
MTBF in excess of 2300 hours (FD 3712 dual drive)	Delete File	Find String	Operand Error	Return to Monitor
Plug-in convenience allows MTRR of 18 minutes	Copy File	Insert	Syntax Error	Single Step
Front panel LED status indicators	Copy Disk	Locate String	Undefined Symbol	Trace On Long
LED drive select indicators	GenMod (Created Linked File)	Next	Expression Storage	Trace On Short
Fully retracting head and pressure pad for maximum diskette life	Edit Mode	Replace	Overflow	Trace Off
50 pin flat ribbon cable with 3M interface connector—FD 360 compatible	Load (Absolute)	Tab	Relocatability	Display Memory
	DeBug Mode	Top	Error	Display Register
	Assign Virtual I/O	Type	Pseudo Operand	Display Port
	Burn PROM	Up	Error	Store Memory
	Convert		Cross Reference	Store Register
	ROM Dump			Store Port

MICROMACHINE™ SERIES AND F8 FAMILY DESIGN AIDS

FORMULATOR GROWTH PACKAGES

The Mark I, Mark II, and Mark III Formulator systems previously described are all upwards compatible. The Mark I can be expanded to become a Mark II; likewise, the Mark II may be developed into a Mark III. In addition, a Mark II can be expanded to a Mark IIFD and a Mark III into a Mark IIIFD. This means that a microprocessor system designer may enter the microcomputer design at a level which best matches the needs at hand—amount of available money, time, microprocessor experience—and be able to increase the Formulator's capabilities as his needs grow. Three growth packages are available to Formulator product owners. Growth Package 1 converts a Mark I system to a Mark II; Growth Package 2 extends the capabilities of the Mark II into the Formulator Mark III, and Growth Package 3 extends a Mark II or III into a Mark IIFD or IIIFD.

Growth Package 1

- 16K-Byte RAM Module
- Mark II Formulator Operating System

Growth Package 2

- Quad I/O Module
- Communications Module
- Power Supply
- Fan
- Console Control Modules
- Internal Cable Wiring
- Universal Breadboard
- Extender Module
- I/O Cable Assembly
- Communications Module to Peripheral Cable
- Mark III Formulator Operating System

Growth Package 3

- Parallel Interface Module
- PROM Boot Loader Module
- F8-DOS-III System Diskette

PERIPHERAL OPTIONS

The Formulator Mark II systems interface with either a Teletype ASR33 with the auto read/auto punch option or a TI Silent 733 ASR with the ADC option. The teletype terminal provides a paper tape based system, while the 733 allows file storage on magnetic tape cassettes. To decrease load times, a Remex high speed paper-tape reader (or equivalent) may be used with either peripheral unit.

The Formulator Mark III provides an interface for the HP Mini-Data Station as well. This high speed unit combines the efficiency of the magnetic tape cartridges with an intelligent terminal and thermal line printer to allow the rapid development and debugging of application programs.

The Formulator Mark IIFD and IIIFD systems interface with any standard RS232 terminal and printer or printing terminal to offer maximum peripheral cost/speed flexibility.

HP MINI-DATA STATION

The HP 2645A Mini-Data Station features an interactive CRT Terminal with high resolution display and a fully integrated mass storage capability, making it easy to use both on- and off-line. It uses 2-1/2" x 3-1/4" x 1/2" magnetic cartridges which store up to 110 kilobytes of formatted data. The Mini-Data Station has two mini

cartridge drives, allowing for a total of 220 kilobytes of data storage on magnetic tape. Thus, all files—both operating system and user files—are resident on the magnetic tape. Loading and storing files is accomplished by reading and writing onto the cartridge. The user's time is decreased and efficiency increased when the magnetic tapes are used.

The 2645 Mini-Data Station comes equipped with three data cartridges, an Owner's Manual, and an Installation and Service Manual.

HP 9866A PRINTER SUBSTATION

The HP 9866A line printer is a moderately priced, high performance companion to the HP 2645A Mini-Data Station, providing a permanent record of the contents of the Mini-Data Station display and memory for future use. The printer operates at up to 240 lines per minute with a maximum line width of 80 characters. The character set consists of 64 alphanumeric characters generated by a 5 x 7 dot matrix. Since a thermal printing mechanism is used to make this printer quiet enough for normal office use, thermal sensitive paper is required. This paper is 8-3/4 inches wide and available in 250 foot rolls.

The 9866A thermal printer comes equipped with two rolls of paper, a power cord, an interface card and cable, and an Instruction Manual.

MICROMACHINE™ SERIES AND F8 FAMILY DESIGN AIDS

iCOM F3712 DUAL FLOPPY DISK

The iCOM FD3700 Series Floppy Disk System for microcomputers continues the tradition of the iCOM FD360. The FD3700 brings to the OEM, and to the development lab, proven reliability and popular features, while incorporating advanced styling and new convenience items.

The iCOM FD3700 Series features the following:

- Fully IBM 3740 media and format compatible
- Full formatter and controller built in
- Full sector read/write buffers allow asynchronous or DMA data transfer
- Drive and diskette write-protect capability
- Positive latching door mechanism
- Up to four drives with no software or hardware modifications
- MTBF in excess of 2300 hours (FD3712 dual drive)
- Plug-in convenience allows MTTR of 18 minutes

- Front panel LED status indicators
- LED drive select indicators
- Fully retracting head and pressure pad for maximum diskette life
- 50-pin flat ribbon cable with 3M interface connector—FD360 compatible

iCOM Performance features are as follows:

- Disk speed 360 RPM \pm 1.5%
- 10 ms track-to-track access time
- 40 ms head load time
- 5 ms sector read/write time
- 83 ms average latency time
- 700 ms automatic head unload time
- 1 ms interrecord time

Power Requirements Are:

110-125 V_{ac}, 60Hz, 200 W max
Optional 220-240 V_{ac}, 50Hz, 200 W is available

OPTIONAL FORMULATOR MODULES

Expansion of the Formulator microcomputers need not occur along the path indicated by the growth packages. Optional Formulator modules are available to expand RAM, PROM I/O, and communications, so the user can develop a custom system which is perfectly suited to his specific needs. These optional modules may be attached to the Formulator via the 13 card slots in the motherboard. The first three slots are dedicated to front panel operations of the Mark III. Another slot is reserved for the Processor Module. The remaining nine slots are linked on a common bus whose signals are compatible with the modules themselves. Additional system functions may be easily added to any Formulator system by simply plugging in one of the modules. Thus, the initial Formulator investment is preserved.

Nothing needs to be discarded as demands upon the system increase. Unless otherwise noted, all of the following optional modules are available to update any Mark I, Mark II, Mark IIFD, Mark III, or Mark IIIFD system to meet expanded requirements.

Optional Modules

4K-Byte RAM Module
16K-Byte RAM Module
Quad I/O Port Module
4K-Byte PROM Module
Communications Module
Byte Parallel Interface Module
ROM Simulation Module
Universal breadboard
Extender Module
I/O Light Display Board

PROM PROGRAMMER

The ability to easily program permanent memory devices is essential to any microprocessor design. The Formulator PROM Programmer connects to a Quad I/O Module within either a Formulator Mark II or a Formulator Mark III, permitting the programming of any of the following fuseable link or ultraviolet light erasable PROMs from a pattern stored in the Formulator memory.

The 11" x 12" x 4" PROM Programmer is driven by a utility program contained within the Formulator Operating System and features a simple, easy to use com-

mand set. The commands, entered into the PROM Programmer from the Formulator peripheral via the keyboard, allow the user to transfer data from a PROM to memory, burn a PROM, verify a PROM pattern, manually enter a single byte of data, and display PROM locations using the system software. The programming idiosyncrasies of each PROM are contained in software look-up tables to relieve the user of intricate repetitious set-up. The procedure is simply to identify the PROM type (like 93448) and the PROM parameter look-up table is automatically invoked, defining such things as number of words, word bit length, burn time, wait time, retry conditions, etc. The programming is convenient

FAIRCHILD MICROCOMPUTERS

MICROMACHINE™ SERIES AND F8 FAMILY DESIGN AIDS

PROM PROGRAMMER (Cont'd)

enough to allow the PROM Programmer to be used in a production environment.

Included in the basic system are two socket boards, one for the Fairchild 93436/93446 PROMs and one for the 93438/93448 PROMs. Socket boards for the ultraviolet eraseable devices are also available. A cable to the Quad I/O Module and a power cord are also included in the basic unit.

Fairchild Fusible Link PROMS

93436 (512 x 4)
 93446 (512 x 4)
 93438 (512 x 8)
 93448 (512 x 8)

Ultraviolet Eraseable PROMS

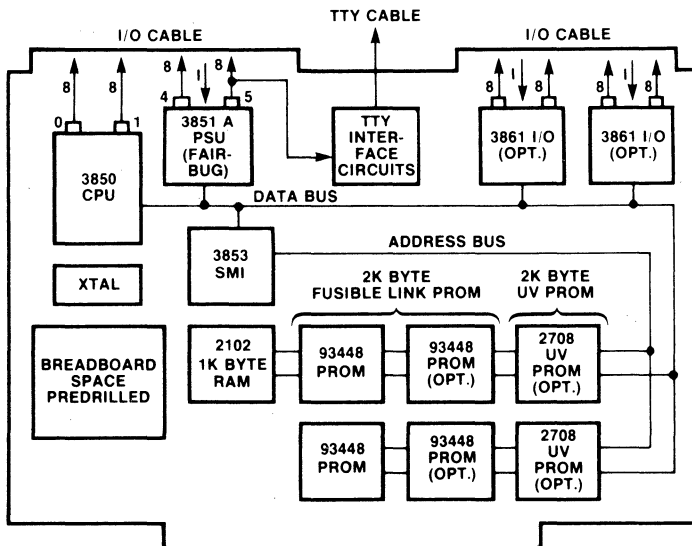
2704 (512 x 8)
 2708 (1024 x 8)

OCM-1 ONE-CARD MICROCOMPUTER

The OCM-1 is a complete microcomputer system contained on a single printed circuit board and offering the following features:

- 64-byte scratch pad memory
- 1K-byte RAM
- 8K-byte ROM (1K supplied, sockets provided for balance)
- 4K-byte EPROM (sockets provided)
- 4K-byte PROM (sockets provided)
- Up to four programmable timers
- Up to four programmable interrupts
- RS232 interface (current loop optional)
- 2MHz clock
- Self-contained Fairbug teletype operating system
- Up to 64 individually programmable, bidirectional, latched I/O lines.

The unit is based on the F8 microcomputer and is fully supported by the Formulator family of program development aids. In addition, the OCM-1 contains a built-in teletype operating system, called Fairbug I, contained in the F3851A Program Storage Unit. Using an OCM-1-to-TTY cable assembly, the board can be directly coupled to a teletype or RS232 terminal to display or alter memory location, to load and punch paper tape, or to make entries from the keyboard or by program instruction. An alternative built-in operating system, K-D Bug, contained in the F3856A PSU is also available. It provides all of the Fairbug I functions plus a resident monitor to facilitate operation with a low-cost calculator-style keyboard and LED display. A Fairbug user's guide is provided with the OCM-1. The K-D Bug should be ordered as a separate item.



MICROMACHINE™ SERIES AND F8 FAMILY DESIGN AIDS

ONE CARD MICROCOMPUTER (Cont'd)

The OCM-1 processor section includes the 3850 Central Processing Unit, the F3853 Static Memory Interface, a 2MHz clock, and reset circuitry.

The OCM-1 memory section contains the capability for the use of five different types of storage including 64 bytes of scratch pad, 1K bytes of RAM, sockets for 2K bytes of EROM (2708), sockets for 2K bytes of fusible link PROM (93448), and the Fairbug I operating system.

The I/O portion of the system is contained in the F3850 Central Processing Unit and a F3851A Program Storage Unit, each containing two 8-bit I/O ports. Two sockets are provided for inserting standard F8 PIO circuits (F3861 or F3871) or, if more ROM is required, standard PSUs (F3851 or F3856) may be inserted. In either case, four additional I/O ports are provided bringing the maximum total to eight I/O ports (64 lines). Only single-byte instructions are required to individually program these lines for either input or output functions. Latches on each line reduce external hardware cost. A circuit on the board gives the OCM-1 the capability of communicating with a teletype, RS232 device or 20mA current loop.

In its standard configuration, the OCM-1 contains two interrupts and two timers, one in the F3851A PSU and one in the F3853 SMI. Two additional interrupts and timers may be added by plugging the two additional PIOs into their sockets. A "daisy-chained" priority system determines which interrupt will be serviced if two or more requests are made simultaneously.

The OCM-1 requires three power supply voltages: +12V @ 0.255 A, -5V @ 0.4 A and -5V @ 0.09 A. The -5V supply is used only for the 2708 EROM devices. All supply voltages are ±5% maximum.

The entire microcomputer is contained on a single board (epoxy glass with solder mask) measuring approximately 7.5 inches by 10.5 inches. It includes a 2-inch by 4-inch pre-drilled breadboarding area for users who want to develop unique system configurations. In addition, a Formulator-compatible 100-pin edge connector, a special connector for TTY or terminal, and two 44-pin edge connectors for F8 signals, are contained on the board. A switch to enable the Fairbug operating system is also provided. The OCM-1 is delivered completed with OCM-1 Users Manual, Fairbug Users Guide and F8 Guide to Programming.

FORMULATOR SUPPORT

In addition to the optional boards, peripherals, cables, and other accessories, the Mark I, Mark II, and Mark III Formulator systems are supported by a wide range of documentation, and an intensive training program.

FORMULATOR DOCUMENTATION

The Formulator user has access to a full range of reference and instructional manuals to aid him in his system design and programming.

F8 USER'S GUIDE

The F8 User's Guide is a detailed description of the F8 family of microprocessor devices. Microprocessor systems are discussed, with the configurations of the F8 circuits examined in depth. The User's Guide also outlines the F8 instruction set. Detailed specifications of each member of the F8 microprocessor family is given, including functional descriptions, logic diagrams, signal load levels, and timing diagrams for each circuit. Typical F8 system configurations are also presented.

MICROMACHINE USER'S GUIDE

The Micromachine 2 User's Guide is a detailed description of the F3870, F38T70, F3872 and F3874 Micromachines. This manual covers programming and systems design with emphasis on application implementation.

GUIDE TO PROGRAMMING

The Guide to Programming is written for logic designers with little or no background in computer programming. It introduces machine and assembly language programming to the potential user of microprocessors and microcomputer systems. Introductory topics include flowcharting, memory allocation, source and object programs, and assembly language. More advanced topics include programmed I/O, interrupts, programmable timers, subroutines, macros, data manipulation, and programmed direct memory access channels. Numerous examples of these programming techniques are given.

FORMULATOR USER'S GUIDE

The Formulator User's Guide fully describes the operation of the Formulator Development system. It covers the Mark I, Mark II, and Mark III hardware configurations and contains a detailed description of the Formulator software—the monitor, the editor, the assembler, and the debug program. The F8 DOS-III User's Guide is also available for Mark IIFD and Mark IIIIFD systems.

FORMULATOR HARDWARE REFERENCE MANUAL

This book presents an in-depth technical description of the F8 Formulator System, its component subsystems, and options. The technical description includes general functional characteristics, theory of operation, and detailed description of interface signals.

FAIRCHILD MICROCOMPUTERS

F6800 MICROPROCESSOR FAMILY

F6800 MICROPROCESSOR FAMILY

Item	DEVICE NO.	Function	Power Supply V	PD Max (Typ) mW	Cycle Time ns	Access Time ns	Memory Size	Logic/Connection Diagram	Package(s)
1	F6800	MPU, Address, Interrupt	5.0	(600)	1000			P10	6I,8P
2	F68A00	MPU, Address, Interrupt	5.0	(500)	667			P10	6I,8P
3	F68B00	MPU, Address, Interrupt	5.0	(500)	500			P10	6I,8P
4	F6801⁽¹⁾	Single Chip Microcomputer with 128x8 RAM	5.0	(500)	500		2Kx8 (ROM)	P10	6I,8P
5	F6802	MPU, Address, RAM Interrupt	5.0	(600)	1000		128x8 (RAM)	P19	6I,8P
6	F68A02	MPU, Address, RAM, Interrupt	5.0	(600)	667		128x8	P19	6I,8P
7	F68B02	MPU, Address, RAM, Interrupt	5.0	600	500		128x8	P19	6I,8P
8	F6809⁽²⁾	MPU, Address, Interrupt	5.0		500/1K				6I,6T
9	F6810	Static RAM	5.0	400		460	128x8	P13	7R,9N
10	F68A10	Static RAM	5.0	400		360	128x8	P13	7R,9N
11	F68B10	Static RAM	5.0	400		250	128x8	P13	7R,9N
12	F6820/21	Parallel I/O 16 lines	5.0	550	1000			P11	6I,8P
13	F68A21	Parallel I/O 16 lines	5.0	550	667			P11	6I,8P
14	F68B21	Parallel I/O 16 lines	5.0	550	500			P11	6I,8P
15	F68308	Mask Prog ROM	5.0	650		500	1Kx8	P14	7R,9N
16	F68A308	Mask Prog ROM	5.0	650		360	1Kx8	P14	7R,9N
17	F68B308	Mask Prog ROM	5.0	650		250	1Kx8	P14	7R,9N
18	F68316	Mask Prog ROM	5.0			500	2Kx8	P15	7R,9N
19	F68A316	Mask Prog ROM	5.0			360	2Kx8	P15	7R,9N
20	F68B316	Mask Prog ROM	5.0			250	2Kx8	P15	7R,9N
21	F6840	Programmable Timer	5.0	550	1000			P16	8E,9Y
22	F68A40	Programmable Timer	5.0	550	667			P17	8E,9Y
23	F68B40	Programmable Timer	5.0	550	500			P17	8E,9Y
24	F6843⁽¹⁾	Floppy Disk Interface	5.0						6I
25	F6844⁽¹⁾	Direct Memory Access							6I
26	F6845⁽¹⁾	CRT Controller	5.0					P22	6I,8P
27	F6846	ROM, I/O, Timer	5.0	800	1000		2Kx8	P20	6I,8P
28	F68A46	ROM, I/O, Timer	5.0	800	667		2Kx8	P20	6I,8P

1. To be announced

2. F6809 supports the F6800 instruction set but also has enhanced instructions and additional hardware features.

FAIRCHILD MICROCOMPUTERS

F6800 MICROPROCESSOR FAMILY

F6800 MICROPROCESSOR FAMILY (Cont'd)

Item	DEVICE NO.	Function	Power Supply V	P _D Max (Typ) mW	Cycle Time ns	Access Time ns	Memory Size	Logic/Connection Diagram	Package(s)
1	F68B46	ROM, I/O, Timer	5.0	800	500		2Kx8	P20	6I,8P
2	F68488	GP/A (IEEE Bus)	5.0					P25	6I,8P
3	F6850	Async Data Adapter	5.0	300	1000			P12	7R,9N
4	F68A50	Async Data Adapter	5.0	300	667			P12	7R,9N
5	F68B50	Async Data Adapter	5.0	300	500			P12	7R,9N
6	F6852	Sync Data Adapter	5.0	300	1000			P17	6J,9B
7	F68A52	Sync Data Adapter	5.0	300	667			P17	6J,9B
8	F68B52	Sync Data Adapter	5.0	300	500			P17	6J,9B
9	F6854	Advanced Data Link CTL	5.0		1000			P18	8E,9Y
10	F68A54	Advanced Data Link CTL	5.0		667			P18	8E,9Y
11	F68B54	Advanced Data Link CTL	5.0		500			P18	8E,9Y
12	F6860	0-600 BPS Modem	5.0	325				P23	7R,9N
13	F6862	2400 BPS Modulator	5.0	300				P24	7R,9N

MICROPROCESSOR PERIPHERALS

Item	Function	DEVICE NO.	Temperature ⁽³⁾	No. of Pins	Logic/Connection Diagram	Packages(s)
14	USART	F3843	C	28	S8	8E
15	Synchronous Protocol Communications Controller	F3846 ⁽¹⁾	C	40	—	—

1. To be announced

2. F6809 supports the F6800 instruction set but also has enhanced instructions and additional hardware features.

3. C = Commercial temperature range

8-BIT BIPOLAR MICROPROCESSOR FAMILY

LSI PERIPHERAL LOGIC ELEMENTS

Item	DEVICE NO.	Functional Description	Power Supply V	Maximum Frequency MHz (Typ)	Power mW (Typ)	Logic/ Connection Diagram	Package(s)
1	9401	16-Bit Cyclic Redundancy Generator/Checker	5.0	18	350	P26	6A,7A
2	9403	16x4-Bit Serial/Parallel FIFO Buffer Memory	5.0	10	600	P27	6Q,9U
3	9423	64x4-Bit Serial/Parallel FIFO Buffer Memory	5.0	8.0	750	P27	6Q,9U

BIT SLICE MICROPROCESSORS

Item	DEVICE NO.	Functional Description	Power Supply V	Maximum Frequency MHz (Typ)	Power mW (Typ)	Logic/ Connection Diagram	Package(s)
4	9404	Data Path Switch	5.0	10	300	P28	6Q,9U
5	9405A	4-Bit Arithmetic Logic Register Stack (CPU slice with 8 Registers)	5.0	13	550	P29	6Q,9U
6	9406	16x4 push-down pop-up Program Stack	5.0	10	500	P30	6Q,9U
7	9407	Data Access Register (PC, SP and operand pointer)	5.0	10	450	P31	6Q,9U
8	9408	10-Bit Microprogram Sequencer/Controller (pipeline capability)	5.0	7.0	650	P32	6Q,9U
9	9408A	10-Bit Microprogram Sequencer/Controller (pipeline capability)	5.0	10	650	P32	6I,8P
10	9410	Register Stack (16x4 RAM with output latch)	5.0	25	375	P33	7D,9M

FAIRCHILD MICROCOMPUTERS

8-BIT CMOS MICROPROCESSOR FAMILY

LSI PERIPHERAL LOGIC ELEMENTS

Item	DEVICE NO.	Functional Description	Power Supply V	Frequency MHz (Typ @ 5V)	Power mW (Typ @ 5V)	Logic/ Connection Diagram	Package(s)
1	4702B	Programmable Bit Rate Generator	3-15	5.0	0.05	P35	4L,6B,9B
2	4703B	16x4-Bit Serial/Parallel FIFO Buffer Memory	3-15	2.3	0.015	P36	4M,6Q,9U

BIT SLICE MICROPROCESSORS

3	4704B	Data Path Logic Switch	3-15	4.3	0.015	P37	4M,6Q,9U
4	4705B	4-Bit Arithmetic Logic Register Stack	3-15	2.0	0.015	P38	4M,6Q,9U
5	4706B	16x4 Push-down Pop-up Program Stack	3-15	2.0	0.015	P39	4M,6Q,9U
6	4707B	Data Access Register	3-15	5.2	0.015	P40	4M,6Q,9U
7	4708B	10-Bit Microprogram Sequencer/Controller (pipeline capability)	3-15	2.0	0.015	P41	6I,8P
8	4710B	Register Stack (16x4 RAM with output latch)	3-15	6.8	0.01	P42	7D,9M

16-BIT MICROPROCESSOR FAMILY

9440 16-BIT BIPOLAR MICROPROCESSOR

The 9440 I³L microprocessor is a minicomputer CPU compactly packaged in a 40-pin DIP. It requires a 5.0 V power supply and dissipates 1.0 W of power. A full military temperature range version is available.

9440 features include TTL input/output levels, single static clock driven by an on-chip oscillator (up to 12MHz, variable), microprogram control using a PLA (program logic array), eight 16-bit on-chip registers, priority interrupt handling with up to 16 priority levels, fast direct memory access at memory speeds, four classes of instructions allowing a total of 2192 different instructions, and 32 K 16-bit words (65K byte) addressing ranges.

The 9440 system includes the following LSI support circuits:

9441* Memory Control Unit—contains a 15-bit memory address register, refresh address counter

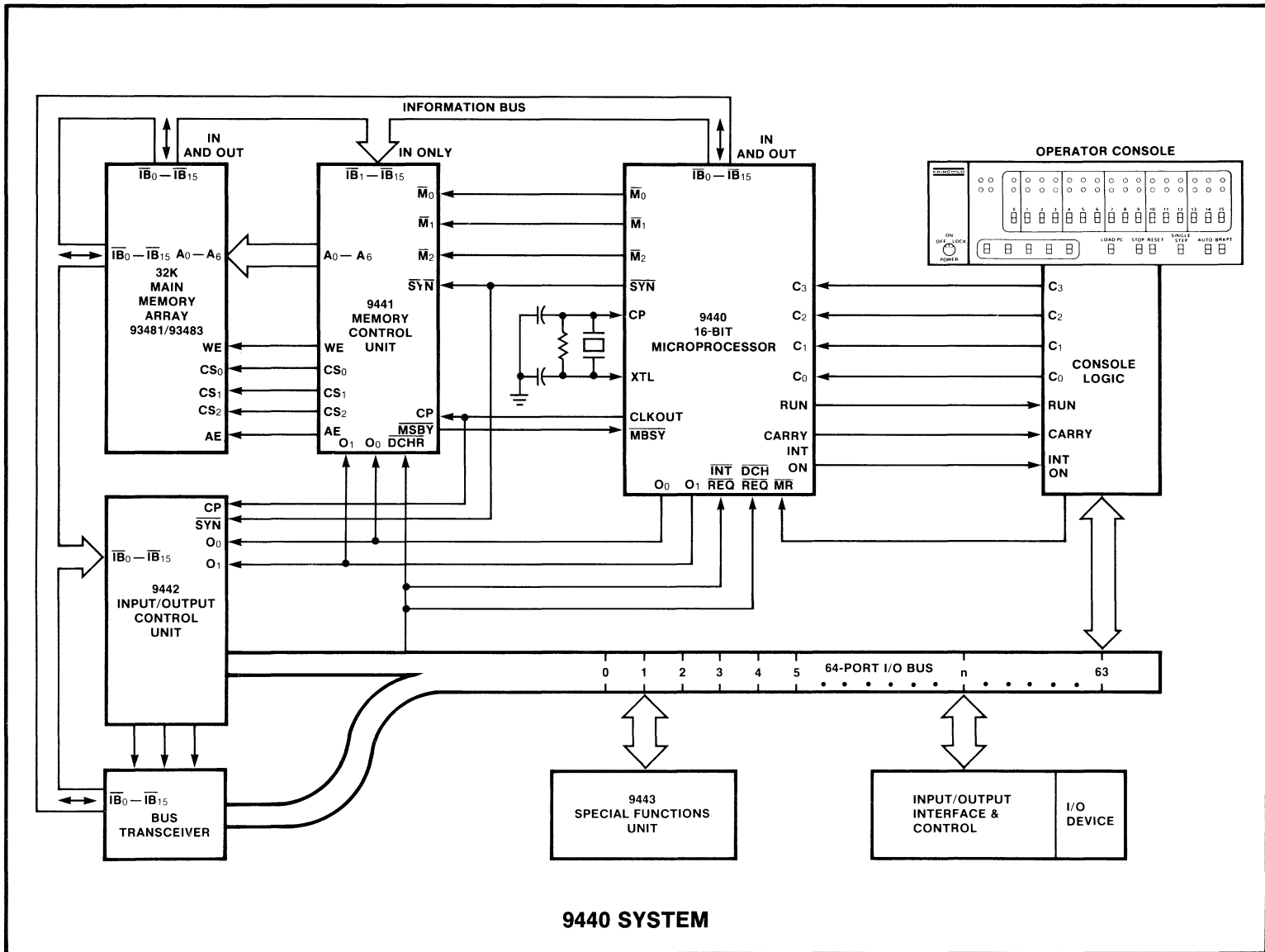
*To be announced

and a 7-bit address multiplexer. It provides the timing and control signals to operate up to 32K words (64K bytes) of I³L dynamic memory (93481, 93483) for read, write, refresh and DMA operations.

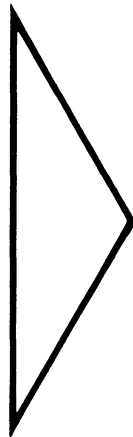

9442* Input/Output Control Unit—responds to I/O instructions and generates the timing and control signals for 9440 peripheral devices.

9443* Special Functions Unit—executes the multiply, divide and stack instructions.

To fully utilize the 9440 flexible instruction set the Fairchild Integrated Real-time Executive (FIRE™) software package is provided. It consists of all the required program development aids plus a full set of diagnostic programs as well as high level language processors.



9440 SYSTEM



PRODUCT INDEX	1
DIODES	2
TRANSISTORS	3
OPTOELECTRONICS	4
CHARGE-COUPLED DEVICES	5
HYBRIDS	6
LINEAR	7
INTERFACE	8
DIGITAL	9
MEMORIES	10
MICROCOMPUTERS	11
AEROSPACE AND DEFENSE	12
LOGIC/CONNECTION DIAGRAMS	13
ORDERING INFORMATION AND PACKAGE OUTLINES	14
FAIRCHILD FIELD SALES OFFICES, REPRESENTATIVES AND DISTRIBUTORS	15

JAN QPL STATUS

LINEAR

Item	DEVICE NO. JM38510/	Industry Basic Type	Part I or II QPL	Process Level	Package	Lead Finish
1	10101BCA	741	I	B	DIP	Solder
2	10101BCB	741	I	B	DIP	Tin Plate
3	10101BGA	741	I	B	CAN	Solder
4	10101BGB	741	I	B	CAN	Tin Plate
5	10101BGC	741	I	B	CAN	Gold Plate
6	10101BHA	741	I	B	FLAT	Solder
7	10101BHB	741	I	B	FLAT	Tin Plate
8	10101BHC	741	I	B	FLAT	Gold Plate
9	10101CCA	741	I	C	DIP	Solder
10	10101CCB	741	I	C	DIP	Tin Plate
11	10101CGA	741	I	C	CAN	Solder
12	10101CGB	741	I	C	CAN	Tin Plate
13	10101CGC	741	I	C	CAN	Gold Plate
14	10101CHA	741	I	C	FLAT	Solder
15	10101CHB	741	I	C	FLAT	Tin Plate
16	10101CHC	741	I	C	FLAT	Gold Plate
17	10102BAA	747	I	B	FLAT	Solder
18	10102BAB	747	I	B	FLAT	Tin Plate
19	10102BAC	747	I	B	FLAT	Gold Plate
20	10102BCA	747	I	B	DIP	Solder
21	10102BCB	747	I	B	DIP	Tin Plate
22	10102BIA	747	I	B	CAN	Solder
23	10102BIB	747	I	B	CAN	Tin Plate
24	10102BIC	747	I	B	CAN	Gold Plate
25	10102CAA	747	I	C	FLAT	Solder
26	10102CAB	747	I	C	FLAT	Tin Plate
27	10102CAC	747	I	C	FLAT	Gold Plate
28	10102CCA	747	I	C	DIP	Solder
29	10102CCB	747	I	C	DIP	Tin Plate
30	10102CIA	747	I	C	CAN	Solder
31	10102CIB	747	II	C	CAN	Tin Plate
32	10102CIC	747	I	C	CAN	Gold Plate

12

FAIRCHILD AEROSPACE & DEFENSE

JAN QPL STATUS

LINEAR (Cont'd)

Item	DEVICE NO. JM38510/	Industry Basic Type	Part I or II QPL	Process Level	Package	Lead Finish
1	10103BCA	101A	I	B	DIP	Solder
2	10103BCB	101A	I	B	DIP	Tin Plate
3	10103BGA	101A	I	B	CAN	Solder
4	10103BGB	101A	I	B	CAN	Tin Plate
5	10103BGC	101A	I	B	CAN	Gold Plate
6	10103BHA	101A	I	B	FLAT	Solder
7	10103BHB	101A	I	B	FLAT	Tin Plate
8	10103BHC	101A	I	B	FLAT	Gold Plate
9	10103CCA	101A	I	C	DIP	Solder
10	10103CCB	101A	I	C	DIP	Tin Plate
11	10103CGA	101A	I	C	CAN	Solder
12	10103CGB	101A	I	C	CAN	Tin Plate
13	10103CGC	101A	I	C	CAN	Gold Plate
14	10103CHA	101A	I	C	FLAT	Solder
15	10103CHB	101A	I	C	FLAT	Tin Plate
16	10103CHC	101A	I	C	FLAT	Gold Plate
17	10104BCA	108A	I	B	DIP	Solder
18	10104BCB	108A	I	B	DIP	Tin Plate
19	10104BGA	108A	I	B	CAN	Solder
20	10104BGB	108A	I	B	CAN	Tin Plate
21	10104BGC	108A	I	B	CAN	Gold Plate
22	10104BHA	108A	I	B	FLAT	Solder
23	10104BHB	108A	I	B	FLAT	Tin Plate
24	10104BHC	108A	I	B	FLAT	Gold Plate
25	10104CCA	108A	I	C	DIP	Solder
26	10104CCB	108A	I	C	DIP	Tin Plate
27	10104CGA	108A	I	C	CAN	Solder
28	10104CGB	108A	I	B	CAN	Tin Plate
29	10104CGC	108A	I	C	CAN	Gold Plate
30	10104CHA	108A	I	C	FLAT	Solder
31	10104CHB	108A	I	C	FLAT	Tin Plate
32	10104CHC	108A	I	C	FLAT	Gold Plate

FAIRCHILD AEROSPACE & DEFENSE

JAN QPL STATUS

LINEAR (Cont'd)

Item	DEVICE NO. JM38510/	Industry Basic Type	Part I or II QPL	Process Level	Package	Lead Finish
1	10201BCA	723	I	B	DIP	Solder
2	10201BCB	723	I	B	DIP	Tin Plate
3	10201BIA	723	I	B	CAN	Solder
4	10201BIC	723	I	B	CAN	Gold Plate
5	10201CCA	723	I	C	DIP	Solder
6	10201CCB	723	I	C	DIP	Tin Plate
7	10201CIA	723	I	C	CAN	Solder
8	10201CIC	723	I	C	CAN	Gold Plate
9	10301BCA	710	I	B	DIP	Solder
10	10301BCB	710	I	B	DIP	Tin Plate
11	10301BGA	710	I	B	CAN	Solder
12	10301BGB	710	I	B	CAN	Tin Plate
13	10301BGC	710	I	B	CAN	Gold Plate
14	10301BHA	710	I	B	FLAT	Solder
15	10301BHB	710	I	B	FLAT	Tin Plate
16	10301BHC	710	I	B	FLAT	Gold Plate
17	10301CCA	710	I	C	DIP	Solder
18	10301CCB	710	I	C	DIP	Tin Plate
19	10301CGA	710	I	C	CAN	Solder
20	10301CGB	710	I	C	CAN	Tin Plate
21	10301CGC	710	I	C	CAN	Gold Plate
22	10301CHA	710	I	C	FLAT	Solder
23	10301CHB	710	I	C	FLAT	Tin Plate
24	10301CHC	710	I	C	FLAT	Gold Plate
25	10302BCA	711	II	B	DIP	Solder
26	10302BCB	711	II	B	DIP	Tin Plate
27	10302BHA	711	II	B	FLAT	Solder
28	10302BHB	711	II	B	FLAT	Tin Plate
29	10302BHC	711	II	B	FLAT	Gold Plate
30	10302BIA	711	II	B	CAN	Solder
31	10302BIC	711	II	B	CAN	Gold Plate
32	10302CCA	711	II	C	DIP	Solder

FAIRCHILD AEROSPACE & DEFENSE

JAN QPL STATUS

LINEAR (Cont'd)

Item	DEVICE NO. JM38510/	Industry Basic Type	Part I or II QPL	Process Level	Package	Lead Finish
1	10302CCB	711	II	C	DIP	Tin Plate
2	10302CHA	711	II	C	FLAT	Solder
3	10302CHB	711	II	C	FLAT	Tin Plate
4	10302CHC	711	II	C	FLAT	Gold Plate
5	10302CIA	711	II	C	CAN	Solder
6	10302CIC	711	II	C	CAN	Gold Plate
7	10304BCA	111	II	B	DIP	Solder
8	10304BCB	111	II	B	DIP	Tin Plate
9	10304BGA	111	II	B	CAN	Solder
10	10304BGB	111	II	B	CAN	Tin Plate
11	10304BGC	111	II	B	CAN	Gold Plate
12	10304BHA	111	II	B	FLAT	Solder
13	10304BHB	111	II	B	FLAT	Tin Plate
14	10304BHC	111	II	B	FLAT	Gold Plate
15	10304CCA	111	II	C	DIP	Solder
16	10304CCB	111	II	C	DIP	Tin Plate
17	10304CGA	111	II	C	CAN	Solder
18	10304CGB	111	II	C	CAN	Tin Plate
19	10304CGC	111	II	C	CAN	Gold Plate
20	10304CHA	111	II	C	FLAT	Solder
21	10304CHB	111	II	C	FLAT	Tin Plate
22	10304CHC	111	II	C	FLAT	Gold Plate
23	10401BAA	55107	I	B	FLAT	Solder
24	10401BAB	55107	I	B	FLAT	Tin Plate
25	10401BAC	55107	I	B	FLAT	Gold Plate
26	10401BCA	55107	I	B	DIP	Solder
27	10401BCB	55107	I	B	DIP	Tin Plate
28	10401CAA	55107	I	C	FLAT	Solder
29	10401CAB	55107	I	C	FLAT	Tin Plate
30	10401CAC	55107	I	C	FLAT	Gold Plate
31	10401CCA	55107	I	C	DIP	Solder
32	10401CCB	55107	I	C	DIP	Tin Plate
33	10402BAA	55108	I	B	FLAT	Solder

FAIRCHILD AEROSPACE & DEFENSE

JAN QPL STATUS

LINEAR (Cont'd)

Item	DEVICE NO. JM38510/	Industry Basic Type	Part I or II QPL	Process Level	Package	Lead Finish
1	10402BAB	55108	I	B	FLAT	Tin Plate
2	10402BAC	55108	I	B	FLAT	Gold Plate
3	10402BCA	55108	I	B	DIP	Solder
4	10402BCB	55108	I	B	DIP	Tin Plate
5	10402CAA	55108	I	C	FLAT	Solder
6	10402CAB	55108	I	C	FLAT	Tin Plate
7	10402CAC	55108	I	C	FLAT	Gold Plate
8	10402CCA	55108	I	C	DIP	Solder
9	10402CCB	55108	I	C	DIP	Tin Plate
10	10403BEA	9614	I	B	DIP	Solder
11	10403BEB	9614	I	B	DIP	Tin Plate
12	10403BFA	9614	I	B	FLAT	Solder
13	10403BFB	9614	I	B	FLAT	Tin Plate
14	10403BFC	9614	I	B	FLAT	Gold Plate
15	10403CEA	9614	I	C	DIP	Solder
16	10403CEB	9614	I	C	DIP	Tin Plate
17	10403CFA	9614	I	C	FLAT	Solder
18	10403CFB	9614	I	C	FLAT	Tin Plate
19	10403CFC	9614	I	C	FLAT	Gold Plate
20	10404BEA	9615	I	B	DIP	Solder
21	10404BEB	9615	I	B	DIP	Tin Plate
22	10404BFA	9615	I	B	FLAT	Solder
23	10404BFB	9615	I	B	FLAT	Tin Plate
24	10404BFC	9615	I	B	FLAT	Gold Plate
25	10404CEA	9615	I	C	DIP	Solder
26	10404CEB	9615	I	C	DIP	Tin Plate
27	10404CFA	9615	I	C	FLAT	Solder
28	10404CFB	9615	I	C	FLAT	Tin Plate
29	10404CFC	9615	I	C	FLAT	Gold Plate
30	10802BCA	3045	II	B	DIP	Solder
31	10802BCB	3045	II	B	DIP	Tin Plate
32	10802CCA	3045	II	C	DIP	Solder
33	10802CCB	3045	II	C	DIP	Tin Plate

FAIRCHILD AEROSPACE & DEFENSE

JAN QPL STATUS

DIGITAL

Item	DEVICE NO. JM38510/	Industry Basic Type	Part I or II QPL	Process Level	Package	Lead Finish
1	00101BAB	5430	I	B	FLAT	Tin Plate
2	00101BAC	5430	I	B	FLAT	Gold Plate
3	00101BCB	5430	I	B	DIP	Tin Plate
4	00101CAB	5430	I	C	DIP	Tin Plate
5	00101CAC	5430	I	C	FLAT	Gold Plate
6	00101CCB	5430	I	C	DIP	Tin Plate
7	00102BAB	5420	I	B	FLAT	Tin Plate
8	00102BAC	5420	I	B	FLAT	Gold Plate
9	00102BCB	5420	I	B	DIP	Tin Plate
10	00102CAB	5420	I	C	FLAT	Tin Plate
11	00102CAC	5420	I	C	FLAT	Gold Plate
12	00102CCB	5420	I	C	DIP	Tin Plate
13	00103BCB	5410	I	B	DIP	Tin Plate
14	00103CCB	5410	I	C	DIP	Tin Plate
15	00104BAB	5400	I	B	FLAT	Tin Plate
16	00104BAC	5400	I	B	FLAT	Gold Plate
17	00104BCB	5400	I	B	DIP	Tin Plate
18	00104CAB	5400	I	C	FLAT	Tin Plate
19	00104CAC	5400	I	C	FLAT	Gold Plate
20	00104CCB	5400	I	C	DIP	Tin Plate
21	00105BAB	5404	I	B	FLAT	Tin Plate
22	00105BAC	5404	I	B	FLAT	Gold Plate
23	00105BCB	5404	I	B	DIP	Tin Plate
24	00105CAB	5404	I	C	FLAT	Tin Plate
25	00105CAC	5404	I	C	FLAT	Gold Plate
26	00105CCB	5404	I	C	DIP	Tin Plate
27	00107BAB	5401	I	B	FLAT	Tin Plate
28	00107BAC	5401	I	B	FLAT	Gold Plate
29	00107BCB	5401	I	B	DIP	Tin Plate
30	00107CAB	5401	I	C	FLAT	Tin Plate
31	00107CAC	5401	I	C	FLAT	Gold Plate
32	00107CCB	5401	I	C	DIP	Tin Plate

FAIRCHILD AEROSPACE & DEFENSE

JAN QPL STATUS

DIGITAL (Cont'd)

Item	DEVICE NO. JM38510/	Industry Basic Type	Part I or II QPL	Process Level	Package	Lead Finish
1	00108BAB	5405	I	B	FLAT	Tin Plate
2	00108BAC	5405	I	B	FLAT	Gold Plate
3	00108BCB	5405	I	B	DIP	Tin Plate
4	00108CAB	5405	I	C	FLAT	Tin Plate
5	00108CAC	5405	I	C	FLAT	Gold Plate
6	00108CCB	5405	I	C	DIP	Tin Plate
7	00109BCB	5403	I	B	DIP	Tin Plate
8	00109CCB	5403	I	C	DIP	Tin Plate
9	00205BAB	5474	I	B	FLAT	Tin Plate
10	00205BAC	5474	I	B	FLAT	Gold Plate
11	00205CAB	5474	I	C	FLAT	Tin Plate
12	00205CAC	5474	I	C	FLAT	Gold Plate
13	00206BAB	5470	I	B	FLAT	Tin Plate
14	00206CAB	5470	I	C	FLAT	Tin Plate
15	00301BAB	5440	I	B	FLAT	Tin Plate
16	00301BAC	5440	I	B	FLAT	Gold Plate
17	00301BCB	5440	I	B	DIP	Tin Plate
18	00301CAB	5440	I	C	FLAT	Tin Plate
19	00301CAC	5440	I	C	FLAT	Gold Plate
20	00301CCB	5440	I	C	DIP	Tin Plate
21	00303BAB	5438	I	B	FLAT	Tin Plate
22	00303BAC	5438	I	B	FLAT	Gold Plate
23	00303CAB	5438	I	C	FLAT	Tin Plate
24	00303CAC	5438	I	C	FLAT	Gold Plate
25	00401BAB	5402	I	B	FLAT	Tin Plate
26	00401BAC	5402	I	B	FLAT	Gold Plate
27	00401BCB	5402	I	B	DIP	Tin Plate
28	00401CAB	5402	I	C	FLAT	Tin Plate
29	00401CAC	5402	I	C	FLAT	Gold Plate
30	00401CCB	5402	I	C	DIP	Tin Plate
31	00404BCB	5427	I	B	DIP	Tin Plate
32	00404CCB	5427	I	C	DIP	Tin Plate

FAIRCHILD AEROSPACE & DEFENSE

JAN QPL STATUS

DIGITAL (Cont'd)

Item	DEVICE NO. JM38510/	Industry Basic Type	Part I or II QPL	Process Level	Package	Lead Finish
1	00701BAB	5486	I	B	FLAT	Tin Plate
2	00701BAC	5486	I	B	FLAT	Gold Plate
3	00701CAB	5486	I	C	FLAT	Tin Plate
4	00701CAC	5486	I	C	FLAT	Gold Plate
5	00801BAB	5406	I	B	FLAT	Tin Plate
6	00801BAC	5406	I	B	FLAT	Gold Plate
7	00801CAB	5406	I	C	FLAT	Tin Plate
8	00801CAC	5406	I	C	FLAT	Gold Plate
9	00802BAB	5416	I	B	FLAT	Tin Plate
10	00802BAC	5416	I	B	FLAT	Gold Plate
11	00802CAB	5416	I	C	FLAT	Tin Plate
12	00802CAC	5416	I	C	FLAT	Gold Plate
13	00803BAB	5407	I	B	FLAT	Tin Plate
14	00803BAC	5407	I	B	FLAT	Gold Plate
15	00803CAB	5407	I	C	FLAT	Tin Plate
16	00803CAC	5407	I	C	FLAT	Gold Plate
17	00804BAB	5417	I	B	FLAT	Tin Plate
18	00804BAC	5417	I	B	FLAT	Gold Plate
19	00804CAB	5417	I	C	FLAT	Tin Plate
20	00804CAC	5417	I	C	FLAT	Gold Plate
21	01601BCB	5408	I	B	DIP	Tin Plate
22	01601CCB	5408	I	C	DIP	Tin Plate
23	01602BCB	5409	I	B	DIP	Tin Plate
24	01602CCB	5409	I	C	DIP	Tin Plate
25	02301BAB	54H30	I	B	FLAT	Tin Plate
26	02301BAC	54H30	I	B	FLAT	Gold Plate
27	02301BCB	54H30	I	B	DIP	Tin Plate
28	02301CAB	54H30	I	C	FLAT	Tin Plate
29	02301CAC	54H30	I	C	FLAT	Gold Plate
30	02301CCB	54H30	I	C	DIP	Tin Plate
31	02302BCB	54H20	I	B	DIP	Tin Plate
32	02302CCB	54H20	I	C	DIP	Tin Plate

FAIRCHILD AEROSPACE & DEFENSE

JAN QPL STATUS

DIGITAL (Cont'd)

Item	DEVICE NO. JM38510/	Industry Basic Type	Part I or II QPL	Process Level	Package	Lead Finish
1	02303BCB	54H10	I	B	DIP	Tin Plate
2	02303CCB	54H10	I	C	DIP	Tin Plate
3	02304BCB	54H00	I	B	DIP	Tin Plate
4	02304CCB	54H00	I	C	DIP	Tin Plate
5	02305BAB	54H04	I	B	FLAT	Tin Plate
6	02305BAC	54H04	I	B	FLAT	Gold Plate
7	02305BCB	54H04	I	B	DIP	Tin Plate
8	02305CAB	54H04	I	C	FLAT	Tin Plate
9	02305CAC	54H04	I	C	FLAT	Gold Plate
10	02305CCB	54H04	I	C	DIP	Tin Plate
11	02307BCB	54H22	I	B	DIP	Tin Plate
12	02307CCB	54H22	I	C	DIP	Tin Plate
13	03001BCB	930	I	B	DIP	Tin Plate
14	03001CCB	930	I	C	DIP	Tin Plate
15	03004BCB	946	I	B	DIP	Tin Plate
16	03004CCB	946	I	C	DIP	Tin Plate
17	03005BCB	962	I	B	DIP	Tin Plate
18	03005CCB	962	I	C	DIP	Tin Plate
19	30001BAB	54LS00	II	B	FLAT	Tin Plate
20	30001BAC	54LS00	II	B	FLAT	Gold Plate
21	30001CAB	54LS00	II	C	FLAT	Tin Plate
22	30001CAC	54LS00	II	C	FLAT	Gold Plate
23	30003BAB	54LS04	II	B	FLAT	Tin Plate
24	30003BAC	54LS04	II	B	FLAT	Gold Plate
25	30003CAB	54LS04	II	C	FLAT	Tin Plate
26	30003CAC	54LS04	II	C	FLAT	Gold Plate
27	30005BAB	54LS10	II	B	FLAT	Tin Plate
28	30005BAC	54LS10	II	B	FLAT	Gold Plate
29	30005CAB	54LS10	II	C	FLAT	Tin Plate
30	30005CAC	54LS10	II	C	FLAT	Gold Plate
31	30007BAB	54LS20	II	B	FLAT	Tin Plate
32	30007BAC	54LS20	II	B	FLAT	Gold Plate

FAIRCHILD AEROSPACE & DEFENSE

JAN QPL STATUS

DIGITAL (Cont'd)

Item	DEVICE NO. JM38510/	Industry Basic Type	Part I or II QPL	Process Level	Package	Lead Finish
1	30007CAB	54LS20	II	C	FLAT	Tin Plate
2	30007CAC	54LS20	II	C	FLAT	Gold Plate
3	30009BAB	54LS30	II	B	FLAT	Tin Plate
4	30009BAC	54LS30	II	B	FLAT	Gold Plate
5	30009CAB	54LS30	II	C	FLAT	Tin Plate
6	30009CAC	54LS30	II	C	FLAT	Gold Plate
7	30103BEB	54LS112	II	B	DIP	Tin Plate
8	30103CEB	54LS112	II	C	DIP	Tin Plate
9	30105BEB	54LS114	II	B	DIP	Tin Plate
10	30105CEB	54LS114	II	C	DIP	Tin Plate
11	30106BEB	54LS174	II	B	DIP	Tin Plate
12	30106CEB	54LS174	II	C	DIP	Tin Plate
13	30109BEB	54LS109	II	B	DIP	Tin Plate
14	30109BFB	54LS109	II	B	FLAT	Tin Plate
15	30109CEB	54LS109	II	C	DIP	Tin Plate
16	30109CFB	54LS109	II	C	FLAT	Tin Plate
17	30301BAB	54LS02	II	B	FLAT	Tin Plate
18	30301BAC	54LS02	II	B	FLAT	Gold Plate
19	30301CAB	54LS02	II	C	FLAT	Tin Plate
20	30301CAC	54LS02	II	C	FLAT	Gold Plate
21	30302BCB	54LS27	II	B	DIP	Tin Plate
22	30302BAB	54LS27	II	B	FLAT	Tin Plate
23	30302BAC	54LS27	II	B	FLAT	Gold Plate
24	30302CCB	54LS27	II	C	DIP	Tin Plate
25	30302CAB	54LS27	II	C	FLAT	Tin Plate
26	30302CAC	54LS27	II	C	FLAT	Gold Plate
27	30501BCB	54LS32	II	B	DIP	Tin Plate
28	30501BAB	54LS32	II	B	FLAT	Tin Plate
29	30501BAC	54LS32	II	B	FLAT	Gold Plate
30	30501CCB	54LS32	II	C	DIP	Tin Plate
31	30501CAB	54LS32	II	C	FLAT	Tin Plate
32	30501CAC	54LS32	II	C	FLAT	Gold Plate

JAN QPL STATUS

DIGITAL (Cont'd)

Item	DEVICE NO. JM38510/	Industry Basic Type	Part I or II QPL	Process Level	Package	Lead Finish
1	30701BEB	54LS138	II	B	DIP	Tin Plate
2	30701BFB	54LS138	II	B	FLAT	Tin Plate
3	30701CEB	54LS138	II	C	DIP	Tin Plate
4	30701CFB	54LS138	II	C	FLAT	Tin Plate
5	30702BEB	54LS139	II	B	DIP	Tin Plate
6	30702CEB	54LS139	II	C	DIP	Tin Plate
7	31001BCB	54LS11	II	B	DIP	Tin Plate
8	31001BAB	54LS11	II	B	FLAT	Tin Plate
9	31001BAC	54LS11	II	B	FLAT	Gold Plate
10	31001CCB	54LS11	II	C	DIP	Tin Plate
11	31001CAB	54LS11	II	C	FLAT	Tin Plate
12	31001CAC	54LS11	II	C	FLAT	Gold Plate
13	31003BAB	54LS21	II	B	FLAT	Tin Plate
14	31003BAC	54LS21	II	B	FLAT	Gold Plate
15	31003CAB	54LS21	II	C	FLAT	Tin Plate
16	31003CAC	54LS21	II	C	FLAT	Gold Plate
17	31004BCB	54LS08	II	B	DIP	Tin Plate
18	31004BAB	54LS08	II	B	FLAT	Tin Plate
19	31004BAC	54LS08	II	B	FLAT	Gold Plate
20	31004CCB	54LS08	II	C	DIP	Tin Plate
21	31004CAB	54LS08	II	C	FLAT	Tin Plate
22	31004CAC	54LS08	II	C	FLAT	Gold Plate

JAN QPL STATUS

DIODE
QPL-19500

Item	Item	Item	Item
1 1N251 JAN	30 1N914 JTX	59 1N971B-1 JTX*	88 1N4306 JTX
2 1N457 JAN	31 1N962B-1 JAN*	60 1N971B-1 JTXV*	89 1N4307 JAN
3 1N458 JAN	32 1N962B-1 JTX*	61 1N972B-1 JAN*	90 1N4307 JTX
4 1N459 JAN	33 1N962B-1 JTXV*	62 1N972B-1 JTX*	91 1N4307 JTXV
5 1N483B JAN	34 1N963B-1 JAN*	63 1N972B-1 JTXV*	92 1N4376 JAN
6 1N483B JTX	35 1N963B-1 JTX*	64 1N973B-1 JAN*	93 1N4376 JTX
7 1N485B JAN	36 1N963B-1 JTXV*	65 1N973B-1 JTX*	94 1N4454 JAN
8 1N485B JTX	37 1N964B-1 JAN*	66 1N973B-1 JTXV*	95 1N4454 JTX
9 1N486B JAN	38 1N964B-1 JTX*	67 1N3064 JAN	96 1N4454 JTXV
10 1N486B JTX	39 1N964B-1 JTXV*	68 1N3064 JTX	97 1N4454-1 JAN*
11 1N747A JAN	40 1N965B-1 JAN*	69 1N3595 JAN	98 1N4454-1 JTX*
12 1N747A JTX	41 1N965B-1 JTX*	70 1N3595 JTX	99 1N4454-1 JTXV*
13 1N747A JTXV	42 1N965B-1 JTXV*	71 1N3595 JTXV	100 1N5768 JAN
14 1N748A JAN	43 1N966B-1 JAN*	72 1N3600 JAN	101 1N5768 JTX
15 1N748A JTX	44 1N966B-1 JTX*	73 1N3600 JTX	102 1N5768 JTXV
16 1N748A JTXV	45 1N966B-1 JTXV*	74 1N3600 JTXV	103 1N5770 JAN
17 1N749A JAN	46 1N967B-1 JAN*	75 1N4148 JAN	104 1N5770 JTX
18 1N749A JTX	47 1N967B-1 JTX*	76 1N4148 JTX	105 1N5770 JTXV
19 1N749A JTXV	48 1N967B-1 JTXV*	77 1N4148 JTXV	106 1N5772 JAN
20 1N750A JAN	49 1N968B-1 JAN*	78 1N4148-1 JAN*	107 1N5772 JTX
21 1N750A JTX	50 1N968B-1 JTX*	79 1N4148-1 JTX*	108 1N5772 JTXV
22 1N750A JTXV	51 1N968B-1 JTXV*	80 1N4148-1 JTXV*	109 1N5774 JAN
23 1N751A JAN	52 1N969B-1 JAN*	81 1N4150 JAN	110 1N5774 JTX
24 1N751A JTX	53 1N969B-1 JTX*	82 1N4150 JTX	111 1N5774 TXV
25 1N751A JTXV	54 1N969B-1 JTXV*	83 1N4150 JTXV	112 1N6100 JAN
26 1N752A JAN	55 1N970B-1 JAN*	84 1N4150-1 JAN	113 1N6100 JTX
27 1N752A JTX	56 1N970B-1 JTX*	85 1N4150-1 JTX	114 1N6100 JTXV
28 1N752A JTXV	57 1N970B-1 JTXV*	86 1N4150-1 JTXV	
29 1N914 JAN	58 1N971B-1 JAN*	87 1N4306 JAN	

* Utilizes metallurgical bond.

FAIRCHILD AEROSPACE & DEFENSE

JAN QPL STATUS

**TRANSISTOR
QPL-19500**

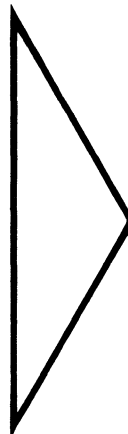

Item	Item	Item	Item
1 2N706 JAN	22 2N2218A JAN	43 2N2369A JAN	64 2N2906 JTX
2 2N708 JAN	23 2N2218A JTX	44 2N2369A JTX	65 2N2906 TXV
3 2N708 JTX	24 2N2218A TXV	45 2N2369A TXV	66 2N2906A JAN
4 2N718A JAN	25 2N2219 JAN	46 2N2481 JAN	67 2N2906A JTX
5 2N718A JTX	26 2N2219 JTX	47 2N2481 JTX	68 2N2906A TXV
6 2N718A TXV	27 2N2219 TXV	48 2N2484 JAN	69 2N2907 JAN
7 2N744 JAN	28 2N2219A JAN	49 2N2484 JTX	70 2N2907 JTX
8 2N914 JAN	29 2N2219A JTX	50 2N2484 TXV	71 2N2907 TXV
9 2N914 JTX	30 2N2219A TXV	51 2N2904 JAN	72 2N2907A JAN
10 2N918 JAN	31 2N2221 JAN	52 2N2904 JTX	73 2N2907A JTX
11 2N918 JTX	32 2N2221 JTX	53 2N2904 TXV	74 2N2907A TXV
12 2N918 TXV	33 2N2221 TXV	54 2N2904A JAN	75 2N2919 JAN
13 2N930 JAN	34 2N2221A JAN	55 2N2904A JTX	76 2N2919 JTX
14 2N930 JTX	35 2N2221A JTX	56 2N2904A TXV	77 2N2919 TXV
15 2N1132 JAN	36 2N2221A TXV	57 2N2905 JAN	78 2N2920 JAN
16 2N1613 JAN	37 2N2222 JAN	58 2N2905 JTX	79 2N2920 JTX
17 2N1613 JTX	38 2N2222 JTX	59 2N2905S TXV	80 2N2920 TXV
18 2N1613 TXV	39 2N2222 TXV	60 2N2905A JAN	81 2N3013 JAN
19 2N2218 JAN	40 2N2222A JAN	61 2N2905A JTX	82 2N3013 JTX
20 2N2218 JTX	41 2N2222A JTX	62 2N2905SA TXV	
21 2N2218 TXV	42 2N2222A TXV	63 2N2906 JAN	

JAN QPL STATUS

UPCOMING QUALIFICATIONS

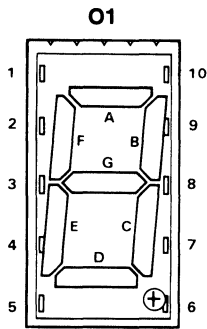
Fairchild plans to obtain numerous additional device qualifications. Although QPL attainment dates cannot be scheduled with accuracy, the following Fairchild products are expected to be qualified in the near future. Budgetary quotations are available:

Item	Jan Part Number	Fairchild Part Number	Package	Comments
1	M38510/31101---	54LS85	DIP/FLAT	—
2	M38510/30001---	54LS00	DIP	Part I QPL
3	M38510/30301---	54LS02	DIP	Part I QPL
4	M38510/31003---	54LS21	DIP	Part I QPL
5	M38510/30901---	54LS151	DIP/FLAT	—
6	M38510/30902---	54LS153	DIP/FLAT	—
7	M38510/30903---	54LS157	DIP/FLAT	—
8	M38510/30904---	54LS158	DIP/FLAT	—
9	M38510/30905---	54LS251	DIP/FLAT	—
10	M38510/30908---	54LS253	DIP/FLAT	—
11	M38510/30102---	54LS74	DIP/FLAT	—
12	M38510/30107---	54LS175	DIP/FLAT	—
13	M38510/30106---	54LS174	DIP/FLAT	—
14	M38510/01701---	54174	DIP/FLAT	—
15	M38510/01702---	54175	DIP/FLAT	—
16	M38510/01306---	54161	DIP/FLAT	—
17	M38510/30602---	54LS195	DIP/FLAT	—
18	M38510/15802---	9317	DIP/FLAT	—
19	M38510/30906---	54LS257	DIP/FLAT	—
20	M38510/30907---	54LS258	DIP/FLAT	—
21	MIL-S-19500/2N5302	2N5302	—	JAN/JTX/JTXV



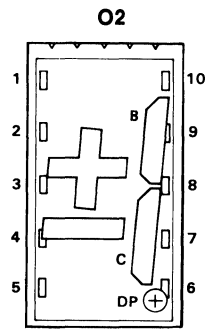
PRODUCT INDEX	1
DIODES	2
TRANSISTORS	3
OPTOELECTRONICS	4
CHARGE-COUPLED DEVICES	5
HYBRIDS	6
LINEAR	7
INTERFACE	8
DIGITAL	9
MEMORIES	10
MICROCOMPUTERS	11
AEROSPACE AND DEFENSE	12
LOGIC/CONNECTION DIAGRAMS	13
ORDERING INFORMATION AND PACKAGE OUTLINES	14
FAIRCHILD FIELD SALES OFFICES, REPRESENTATIVES AND DISTRIBUTORS	15

OPTOELECTRONICS



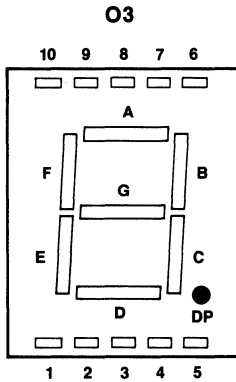
PIN FND350/357/360/367

- 1 Common-Cathode
- 2 Segment F
- 3 Segment G
- 4 Segment E
- 5 Segment D
- 6 Common-Cathode
- 7 Decimal Point
- 8 Segment C
- 9 Segment B
- 10 Segment A

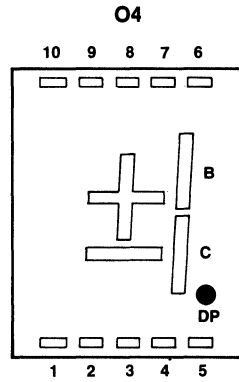


PIN FND351/358/361/368

- 1 Common-Cathode
- 2 Plus Sign
- 3 Minus Sign
- 4 NC
- 5 Omitted
- 6 Common-Cathode
- 7 Decimal Point
- 8 Segment C
- 9 Segment B
- 10 NC



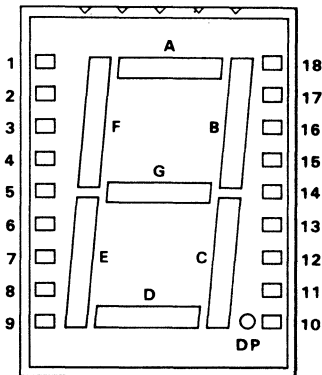
- | | | |
|------------|----------------------------------|----------------------------------|
| PIN | FND507/537
547/557/567 | FND500/530
540/550/560 |
| 1 | Segment E | Segment E |
| 2 | Segment D | Segment D |
| 3 | Comm-Anode | Comm-Cathode |
| 4 | Segment C | Segment C |
| 5 | Decimal Point | Decimal Point |
| 6 | Segment B | Segment B |
| 7 | Segment A | Segment A |
| 8 | Comm-Anode | Comm-Cathode |
| 9 | Segment F | Segment F |
| 10 | Segment G | Segment G |



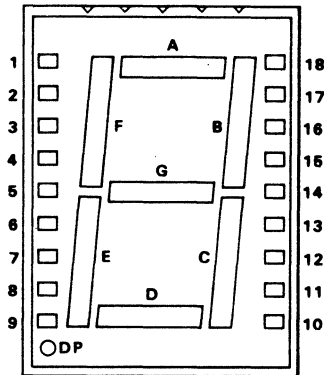
- | | | |
|------------|----------------------------------|----------------------------------|
| PIN | FND501/531
541/551/561 | FND508/538
548/558/568 |
| 1 | Minus | Minus |
| 2 | Cathode ± | Anode ± |
| 3 | Segment C | Segment C |
| 4 | Cathode 1/DP | Anode 1/DP |
| 5 | Decimal Point | Decimal Point |
| 6 | Segment B | Segment B |
| 7 | Cathode 1/DP | Anode 1/DP |
| 8 | Cathode ± | Anode ± |
| 9 | Plus | Plus |
| 10 | NC | NC |

OPTOELECTRONICS

O5



O6

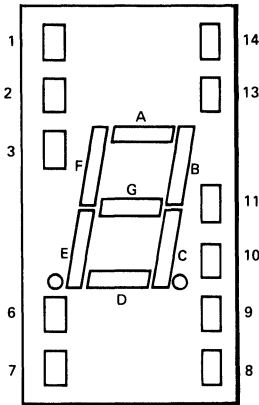


PIN	FND800	FND807
1	Omitted	Omitted
2	Segment A	Segment A
3	Segment F	Segment F
4	Common-Cath.	Common-Anode
5	Segment E	Segment E
6	Common-Cath.	Common-Anode
7	NC	NC
8	Omitted	Omitted
9	Omitted	Omitted
10	Decimal Point	Decimal Point
11	Segment D	Segment D
12	Common-Cath.	Common-Anode
13	Segment C	Segment C
14	Segment G	Segment G
15	Segment B	Segment B
16	Omitted	Omitted
17	Common-Cath.	Common-Anode
18	Omitted	Omitted

PIN	FND850	FND847
1	Omitted	Omitted
2	Segment A	Segment A
3	Segment F	Segment F
4	Common-Cath.	Common-Anode
5	Segment E	Segment E
6	Common-Cath.	Common-Anode
7	DP	DP
8	Omitted	Omitted
9	Omitted	Omitted
10	NC	NC
11	Segment D	Segment D
12	Common-Cath.	Common-Anode
13	Segment C	Segment C
14	Segment G	Segment G
15	Segment B	Segment B
16	Omitted	Omitted
17	Common-Cath.	Common-Anode
18	Omitted	Omitted

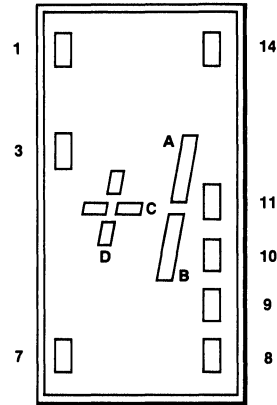
OPTOELECTRONICS

O7



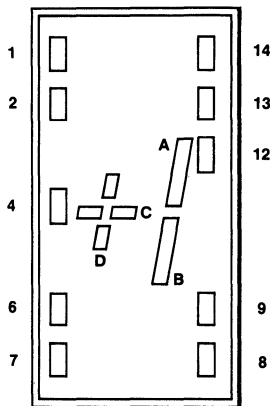
PIN	MAN71A	MAN72A
1	Cathode A	Cathode A
2	Cathode F	Cathode F
3	Common-Anode	Common-Anode
4	No pin	No pin
5	No pin	No pin
6	NC	Cathode DP
7	Cathode E	Cathode E
8	Cathode D	Cathode D
9	Common-Anode	NC
10	Cathode C	Cathode C
11	Cathode G	Cathode G
12	No pin	No pin
13	Cathode B	Cathode B
14	Common-Anode	Common-Anode

O8



PIN	MAN73A
1	Anode C, D
2	No pin
3	Anode C, D
4	No pin
5	No pin
6	No pin
7	Cathode D
8	Cathode C
9	NC
10	Cathode B
11	Cathode A
12	No pin
13	No pin
14	Anode A, B

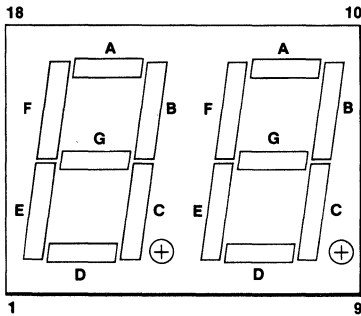
O9



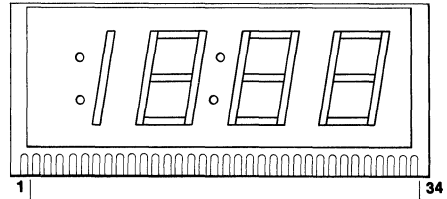
PIN	MAN74A
1	Anode F
2	Anode G
3	No pin
4	Common-Cathode
5	No pin
6	Anode E
7	Anode D
8	Anode C
9	Anode DP
10	No pin
11	No pin
12	Common-Cathode
13	Anode B
14	Anode A

OPTOELECTRONICS

O10



O11



PIN FND6710

- 1 E Cath. Digit 1
- 2 D Cath. Digit 1
- 3 C Cath. Digit 1
- 4 DP Cath. Digit 1
- 5 E Cath. Digit 2
- 6 D Cath. Digit 2
- 7 G Cath. Digit 2
- 8 C Cath. Digit 2
- 9 DP Cath. Digit 2
- 10 B Cath. Digit 2
- 11 A Cath. Digit 2
- 12 F Cath. Digit 2
- 13 Digit 2 Anode
- 14 Digit 1 Anode
- 15 B Cath. Digit 1
- 16 A Cath. Digit 1
- 17 G Cath. Digit 1
- 18 F Cath. Digit 1

FND6740

- C Cath. Digit 1
- D Cath. Digit 1
- B Cath. Digit 1
- DP Cath. Digit 1
- E Cath. Digit 2
- D Cath. Digit 2
- G Cath. Digit 2
- C Cath. Digit 2
- DP Cath. Digit 2
- B Cath. Digit 2
- A Cath. Digit 2
- F Cath. Digit 2
- Digit 2 Anode
- Digit 1 Anode
- A Cath. Digit 1
- NC
- NC
- NC


PIN FCS8000/FCS8001

- | | |
|-------------|--------------|
| 1 NC | 18 10 Min. F |
| 2 NC | 19 10 Min. E |
| 3 Indicator | 20 10 Min. G |
| 4 NC | 21 10 Min. A |
| 5 Indicator | 22 10 Min. D |
| 6 10 Hrs. C | 23 10 Min. B |
| 7 10 Hrs. B | 24 10 Min. C |
| 8 NC | 25 NC |
| 9 Hrs. F | 26 Min. F |
| 10 Hrs. G | 27 Min. E |
| 11 Hrs. E | 28 Min. G |
| 12 Hrs. A | 29 Min. A |
| 13 Hrs. B | 30 Min. B |
| 14 Hrs. D | 31 Min. C |
| 15 Hrs. C | 32 Min. D |
| 16 Colons | 33 NC |
| 17 NC | 34 VLED |

O12

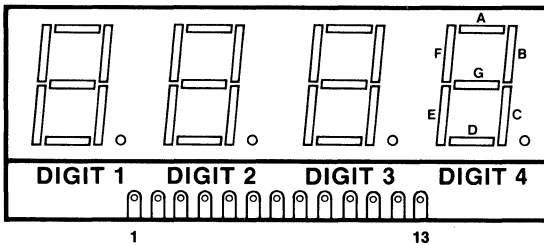
PIN FCS8024/FCS8025

- | | |
|-------------|--------------|
| 1 10 Hrs. A | 18 10 Min. F |
| 2 10 Hrs. E | 19 10 Min. E |
| 3 10 Hrs. D | 20 10 Min. G |
| 4 10 Hrs. G | 21 10 Min. A |
| 5 10 Hrs. F | 22 10 Min. D |
| 6 10 Hrs. C | 23 10 Min. B |
| 7 10 Hrs. B | 24 10 Min. C |
| 8 NC | 25 NC |
| 9 Hrs. F | 26 Min. F |
| 10 Hrs. G | 27 Min. E |
| 11 Hrs. E | 28 Min. G |
| 12 Hrs. A | 29 Min. A |
| 13 Hrs. B | 30 Min. B |
| 14 Hrs. D | 31 Min. C |
| 15 Hrs. C | 32 Min. D |
| 16 Colons | 33 NC |
| 17 NC | 34 VLED |



OPTOELECTRONICS

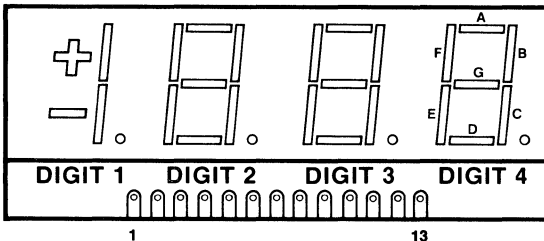
O13



PIN	FNA5420	FNA5427
1	Digit 1 Com. Anode	Digit 1 Com. Cath.
2	Seg. G	Seg. G "Plus" Sign Anode
3	NC	NC
4	Seg. F	Seg. F
5	Seg. D	Seg. D "Minus" Sign Anode
6	Digit 2 Com. Anode	Digit 2 Com. Cath.
7	Seg. A	Seg. A
8	Seg. B	Seg. B
9	Digit 3 Com. Anode	Digit 3 Com. Cath.
10	RNDP	RHDP
11	Seg. C	Seg. C
12	Seg. E	Seg. E
13	Digit 4 Com. Anode	Digit 4 Com. Cath.

Preliminary Pin Assignment

O14

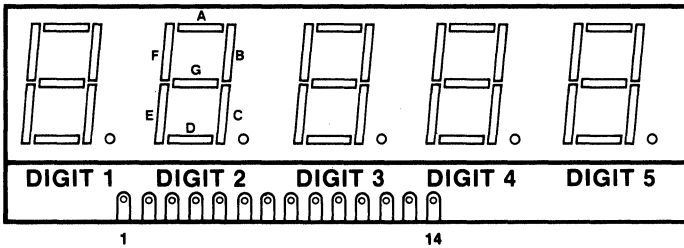


PIN	FNA5428	FNA5421
1	Digit 1 Com. Anode	Digit 1 Com. Cath.
2	Seg. G "Plus" Sign Cathode	Seg. G
3	NC	LHDP
4	Seg. F	Seg. F
5	Seg. D "Minus" Sign Cath.	Seg. D
6	Digit 2 Com. Anode	Digit 2 Com. Cath.
7	Seg. A	Seg. A
8	Seg. B	Seg. B
9	Digit 3 Com. Anode	Digit 3 Com. Cath.
10	RHDP	RHDP
11	Seg. C	Seg. C
12	Seg. E	Seg. E
13	Digit 4 Com. Anode	Digit 4 Com. Cath.

Preliminary Pin Assignment

OPTOELECTRONICS

O15



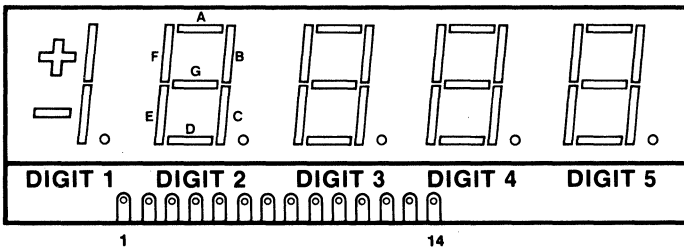
PIN FNA5520*

- 1 LHDP Anodes
- 2 Digit 1 Com. Cathodes
- 3 Seg. G, "Plus" Sign Anodes
- 4 Seg. F Anodes
- 5 Seg. D, "Minus" Sign Anodes
- 6 Digit 2 com. Cathodes
- 7 Seg. A Anodes
- 8 Seg. B Anodes
- 9 Digit 3 Com. Cathodes
- 10 RHDP Anodes
- 11 Seg. C Anodes
- 12 Seg. E Anodes
- 13 Digit 4 Com. Cathodes
- 14 Digit 5 Com. Cathodes

FNA5527*

- LHDP Cathodes
- Digit 1 Com. Anode
- Seg. G, "Plus Sign Cath.
- Seg. F Cath.
- Seg. D, "Minus" Sign Cath.
- Digit 2 Com. Anode
- Seg. A Cath.
- Seg. B Cath.
- Digit 3 Com. Anode
- RHDP Cath.
- Seg. C Cath.
- Seg. E Cath.
- Digit 4 Com. Anode
- Digit 5 Com. Anode

O16



PIN FNA5521

- 1 NC
- 2 Com. Cath. Digit 1
- 3 Seg. G/"Plus" Ind. Anodes
- 4 Seg. F Anodes
- 5 Seg. D Anodes/Minus
- 6 Com. Cath. Digit 2
- 7 Seg. A Anodes
- 8 Seg. B Anodes
- 9 Com. Cath. Digit 3
- 10 DP Anodes
- 11 Seg. C Anodes
- 12 Seg. E Anodes
- 13 Com. Cath. Digit 4
- 14 Com. Cath. Digit 5

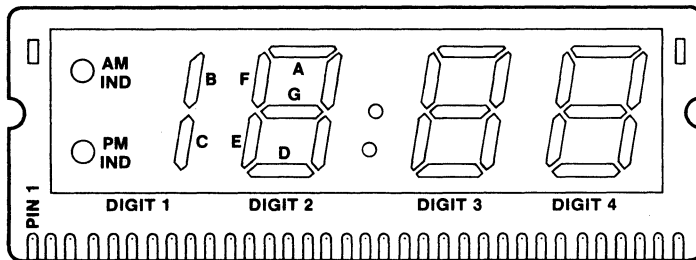
FNA5528*

- NC
- Com. Anode Digit 1
- Seg. G, "Plus" Sign Cath.
- Seg. F Cath.
- Seg. D Cath.
- Digit 2 Com. Anode
- Seg. A Cath.
- Seg. B Cath.
- Digit 3 Com. Anode
- DP Cath.
- Seg. C Cath.
- Seg. E Cath.
- Digit 4 Com. Anode
- Digit 5 Com. Anode

*Preliminary Pin Assignment

OPTOELECTRONICS

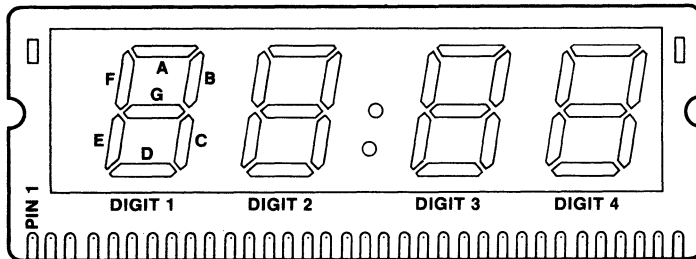
O17



PIN FCS6400

- | | | |
|---------------------------|---------------------|----------------------------|
| 1 Com. Cath. Digits 1 & 2 | 13 Segment A2 Anode | 25 Segment E3 Anode |
| 2 NC | 14 Segment B2 Anode | 26 Segment C3 |
| 3 N/C | 15 Segment E2 Anode | 27 Segment F4 |
| 4 Segment A1 Anode | 16 Segment D2 Anode | 28 Segment G4 Anode |
| 5 Segment F1 Anode | 17 Segment C2 Anode | 29 Segment A4 Anode |
| 6 Segment G1 Anode | 18 Colon Anode | 30 Segment B4 Anode |
| 7 Segment E1 Anode | 19 Colon Anode | 31 Segment E4 Anode |
| 8 Segment D1 | 20 Segment F3 Anode | 32 Segment D4 Anode |
| 9 Segment C1 Anode | 21 Segment G3 Anode | 33 Segment C4 Anode |
| 10 Segment B1 Anode | 22 Segment A3 Anode | 34 Com. Cath. Digits 3 & 4 |
| 11 Segment F2 Anode | 23 Segment B3 Anode | |
| 12 Segment G2 Anode | 24 Segment D3 Anode | |

O18

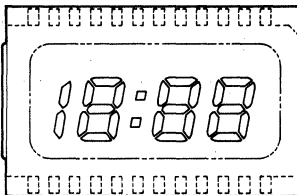


PIN FCS6401

- | | | |
|---------------------------|---------------------|----------------------------|
| 1 Com. Cath. Digits 1 & 2 | 13 Segment A2 Anode | 25 Segment E3 Anode |
| 2 PM IND. Anode | 14 Segment B2 Anode | 26 Segment C3 Anode |
| 3 AM IND. | 15 Segment E2 Anode | 27 Segment F4 Anode |
| 4 N/C | 16 Segment D2 Anode | 28 Segment G4 Anode |
| 5 N/C | 17 Segment C2 Anode | 29 Segment A4 Anode |
| 6 N/C | 18 Colon Anode | 30 Segment B4 Anode |
| 7 N/C | 19 Colon Anode | 31 Segment E4 Anode |
| 8 N/C | 20 Segment F3 Anode | 32 Segment D4 Anode |
| 9 Segment C1 Anode | 21 Segment G3 Anode | 33 Segment C4 Anode |
| 10 Segment B1 Anode | 22 Segment A3 Anode | 34 Com. Cath. Digits 3 & 4 |
| 11 Segment F2 Anode | 23 Segment B3 Anode | |
| 12 Segment G2 Anode | 24 Segment D3 Anode | |

OPTOELECTRONICS


O19



PIN FLC3503-1

1	Backplane	13	Segment B ₃
2	Half Digit	14	Segment A ₃
3	Segment E ₁	15	Segment F ₃
4	Segment D ₁	16	Segment G ₃
5	Segment C ₁	17	Segment B ₂
6	Colons	18	Segment A ₂
7	Segment E ₂	19	Segment F ₂
8	Segment D ₂	20	Segment G ₂
9	Segment C ₂	21	Segment B ₁
10	Segment E ₁	22	Segment A ₁
11	Segment D ₁	23	Segment F ₁
12	Segment C ₁	24	Segment G ₁

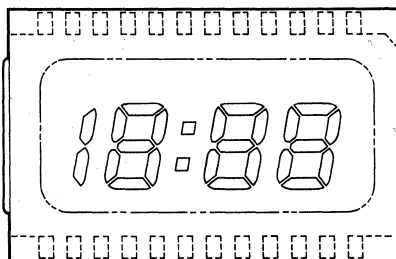
O20



PIN FLC3505-1

1	Backplane	13	Segment B ₃
2	Half Digit	14	Segment A ₃
3	Segment E ₁	15	Segment F ₃
4	Segment D ₁	16	Segment G ₃
5	Segment C ₁	17	Segment B ₂
6	Colons	18	Segment A ₂
7	Segment C ₂	19	Segment F ₂
8	Segment D ₂	20	Segment G ₂
9	Segment C ₂	21	Segment B ₁
10	Segment E ₃	22	Segment A ₁
11	Segment D ₃	23	Segment F ₁
12	Segment C ₃	24	Segment G ₁

O21



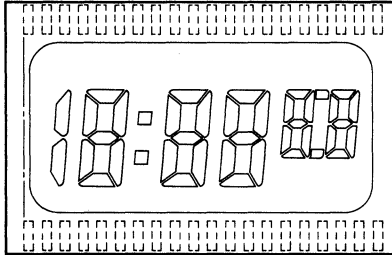
PIN FLC3505-2

1	Backplane	13	Segment B ₃
2	Half Digit	14	Segment A ₃
3	Segment E ₁	15	Segment F ₃
4	Segment D ₁	16	Segment G ₃
5	Segment C ₁	17	Segment B ₂
6	Colon	18	Segment A ₂
7	Segment E ₂	19	Segment F ₂
8	Segment D ₂	20	Segment G ₂
9	Segment C ₂	21	Segment B ₁
10	Segment E ₁	22	Segment A ₁
11	Segment D ₁	23	Segment F ₁
12	Segment C ₁	24	Segment G ₁

OPTOELECTRONICS

O22

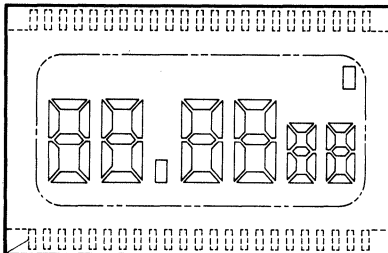
PIN FLC5505-1



1 Backplane	15 Segment D4	29 Segment B3
2 Segment E1	16 Segment C4	30 Segment A3
3 Segment D1	17 Segment B5	31 Segment F3
4 Segment C1	18 Segment E5	32 Segment B2
5 Segment G2	19 Segment D5	33 Segment A2
6 Segment E2	20 Segment C5	34 Segment F2
7 Segment D2	21 Segment G5	35 Colon
8 Segment C2	22 Segment B5	36 Segment B1
9 Segment G3	23 Segment A5	37 Segment A1
10 Segment E3	24 Segment F5	38 Segment F1
11 Segment D3	25 Segment G4	39 Segment G1
12 Segment C3	26 Segment B4	40 Half Digit
13 Segment G4	27 Segment A4	
14 Segment E4	28 Segment F4	

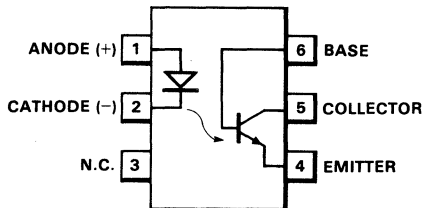
O23

PIN FLC6005-2



1 Segment E1	17 Segment C5	33 Segment B4
2 Seg. D1, A1	18 Segment E6	34 Segment A4
3 Segment C1	19 Segment D6	35 Segment F4
4 Segment E1	20 Segment J6	36 Segment G4
5 Segment D2	21 Segment C6	37 Segment B3
6 Segment C2	22 Segment G6	38 Segment F3
7 Period	23 Backplane	39 Segment G3
8 Segment E3	24 Indicator	40 Segment B2
9 Seg. A3, D3	25 Segment B6	41 Segment A2
10 Segment C3	26 Segment A6	42 Segment F2
11 Segment E4	27 Segment F6	43 Segment G2
12 Segment D4	28 Segment B5	44 Segment B1
13 Segment C4	29 Segment A5	45 Segment F1
14 Segment E5	30 Segment H5	46 Segment G1
15 Segment J5	31 Segment F5	
16 Segment D5	32 Segment G5	

O24

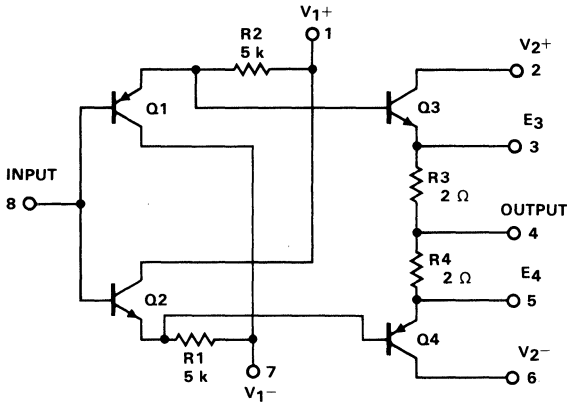


PIN

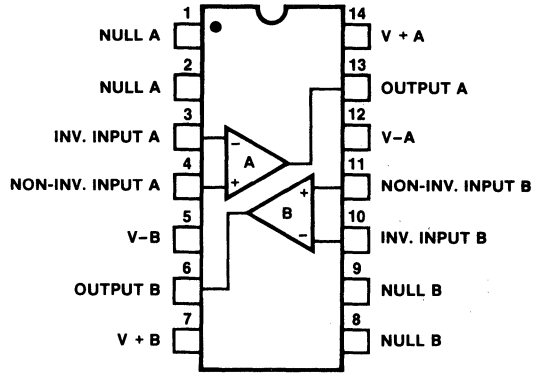
1 Anode (+)	} Input Diode
2 Cathode (-)	
3 NC	
4 Emitter	} Output npn Phototransistor
5 Collector	
6 Base	

HYBRID

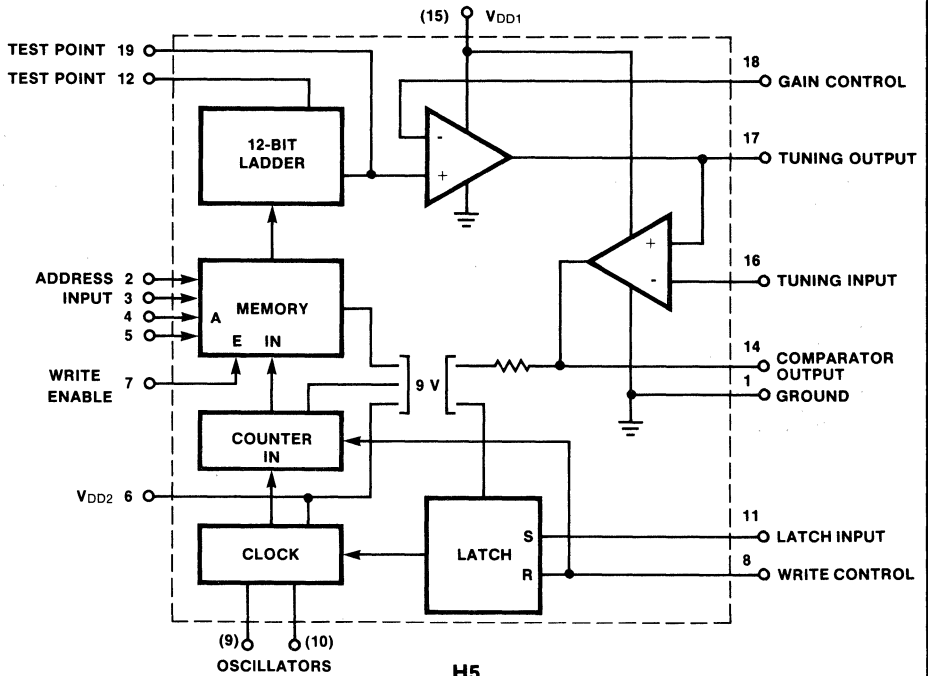
H1
SH0002



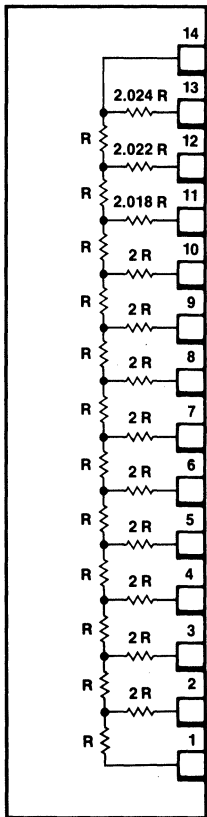
H2
SH2714



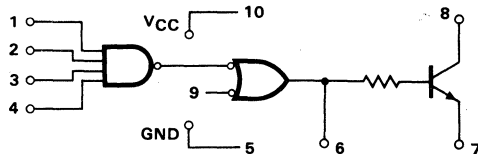
H4
SH1549



H3
SH1552

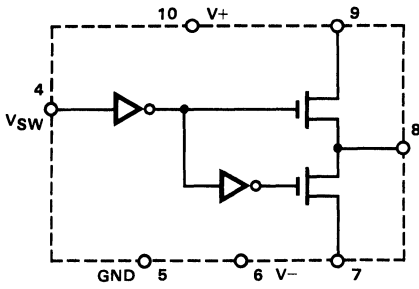


H5
SH2001, SH2002
SH2200, SH2201

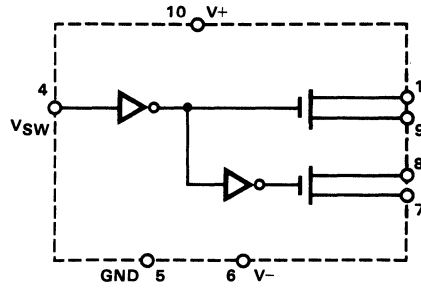


HYBRID

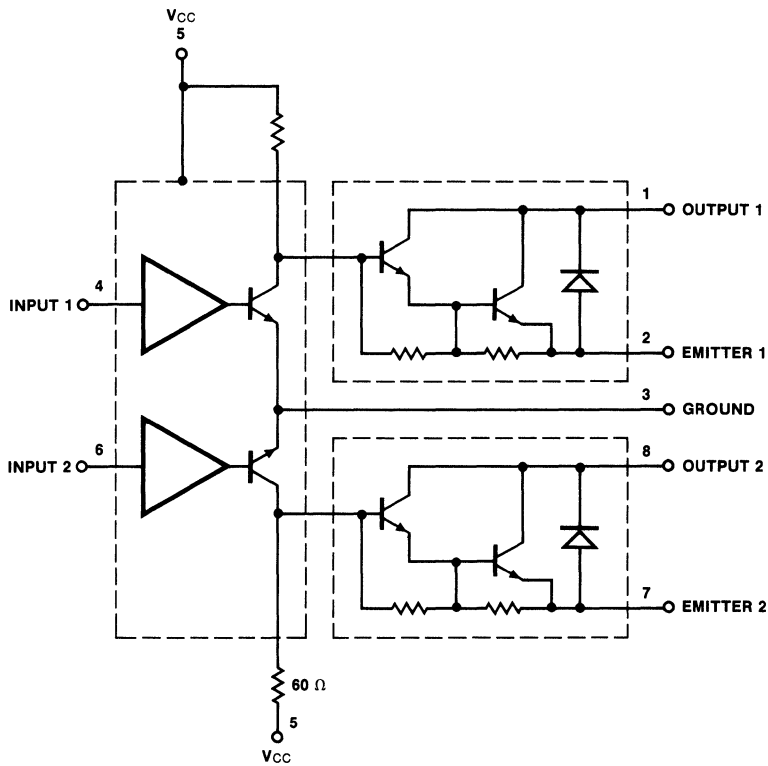
H6
SH3002



H7
SH3003

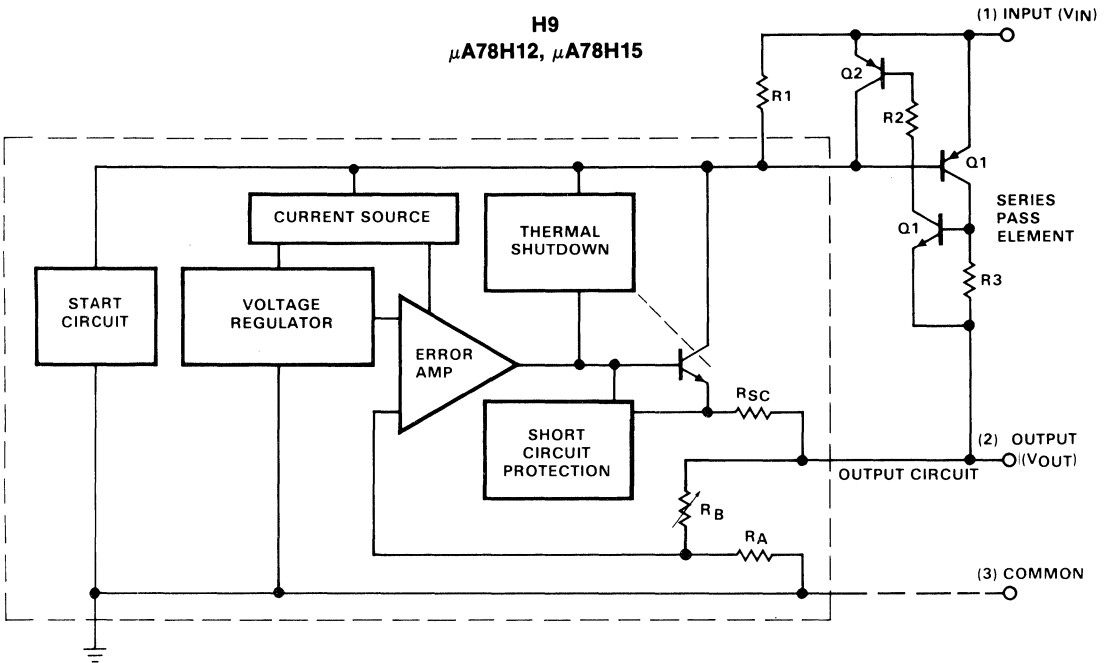


H8
SH3011

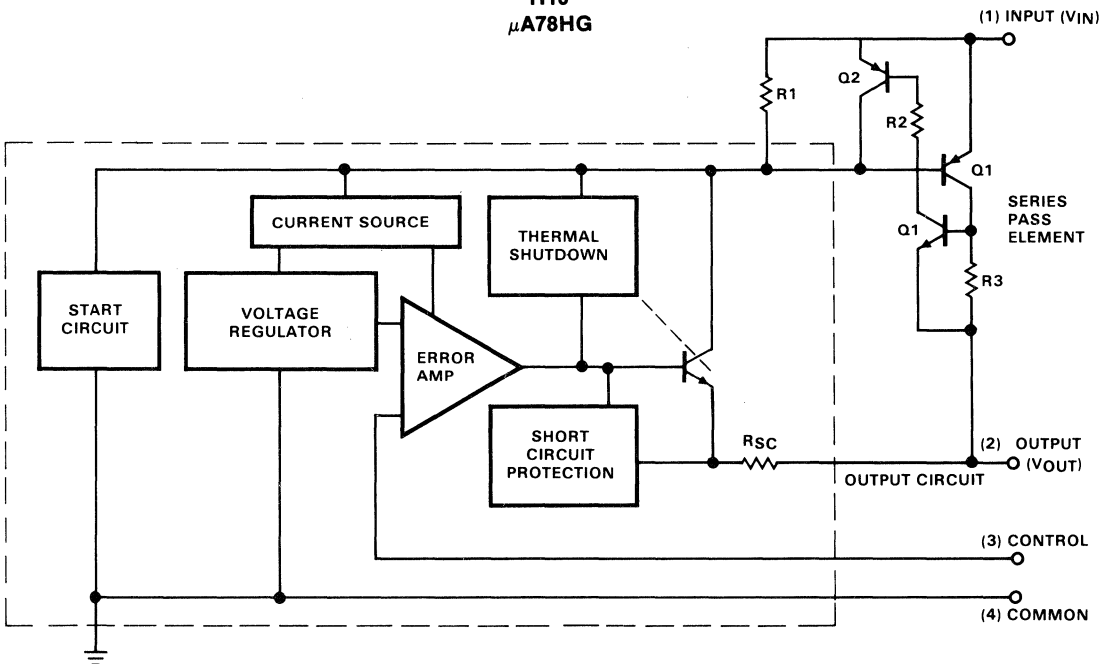


HYBRID

H9
 μ A78H12, μ A78H15

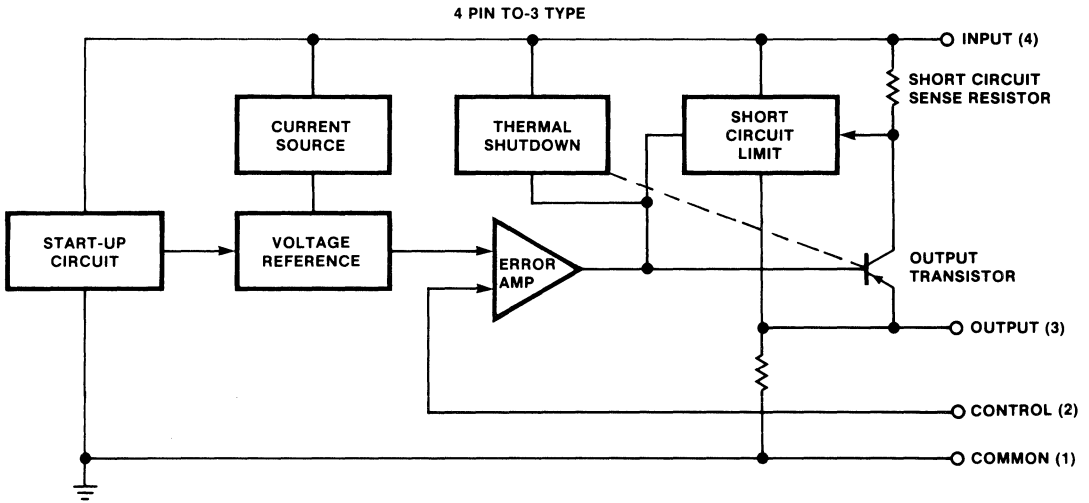


H10
 μ A78HG

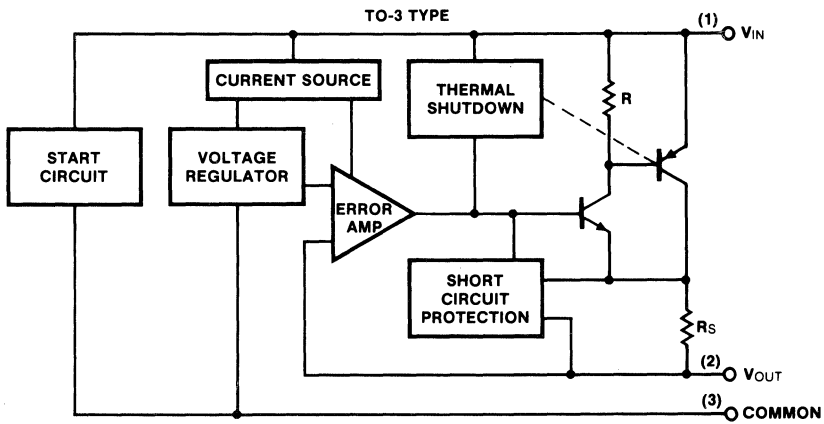


HYBRID

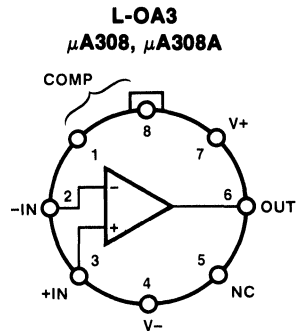
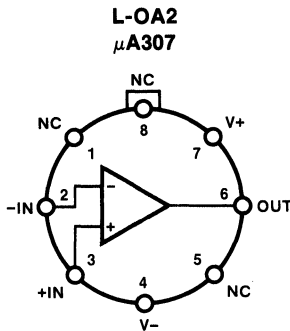
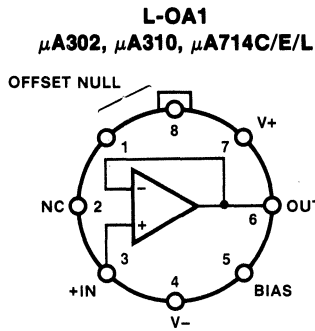
H11
 μ A79HG



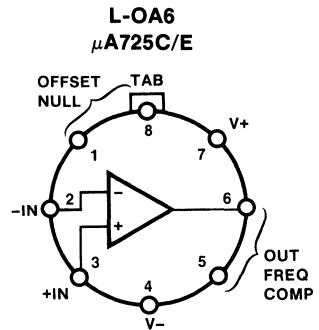
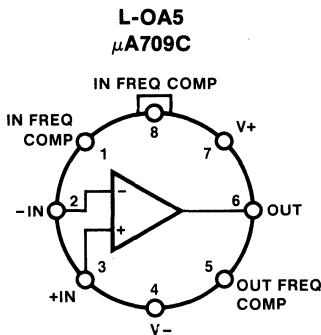
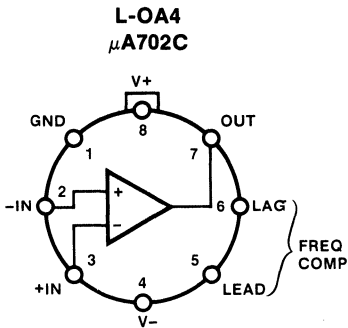
H12
 μ A78H05, μ A78H05A, μ A78P05
SH123, SH223, SH323



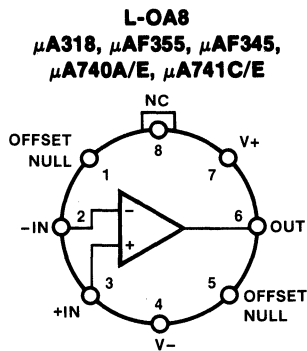
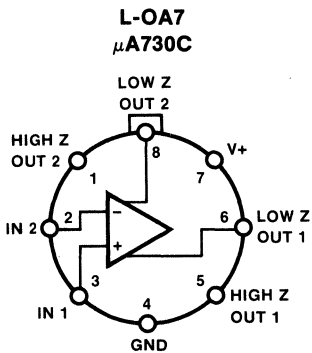
LINEAR



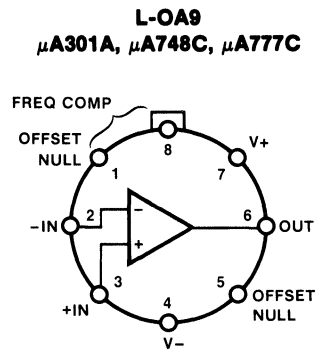
Metal Can and Mini-Dip
 Connection Shown



Metal Can and Mini-Dip
 Connection Shown



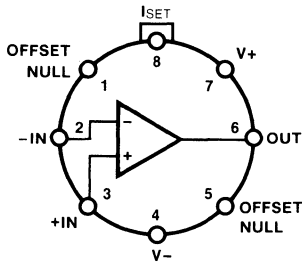
Metal Can and Mini-Dip
 Connection Shown



Metal Can and Mini-Dip
 Connection Shown

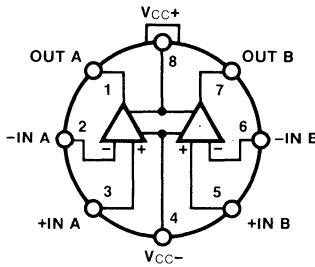
LINEAR

L-OA10
 μ A776C, μ A798C, μ A1458



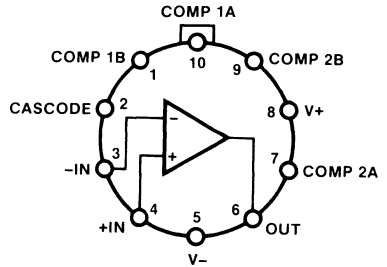
Metal Can and Mini-Dip
 Connection Shown

L-OA11
 μ A4558

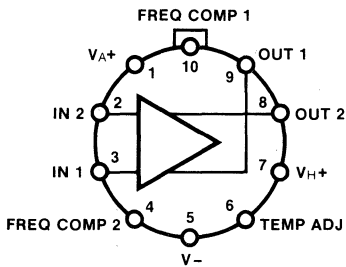


Metal Can and Mini-Dip
 Connection Shown

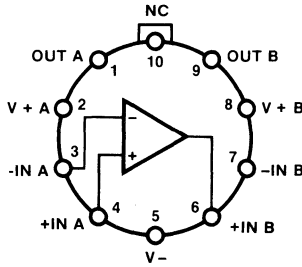
L-OA12
 μ A715C



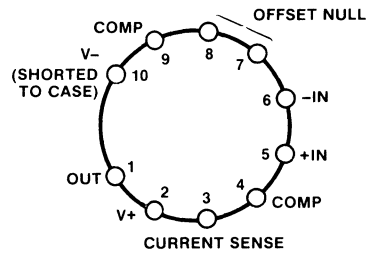
L-OA13
 μ A727C



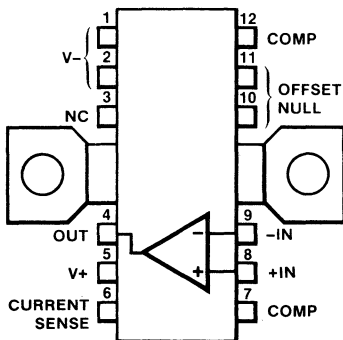
L-OA14
 μ A747C/E



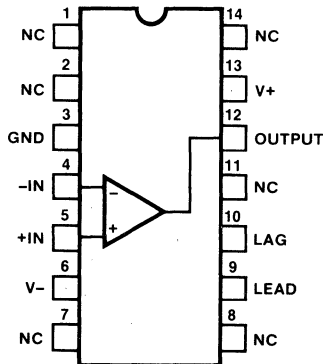
L-OA15
 μ A791C



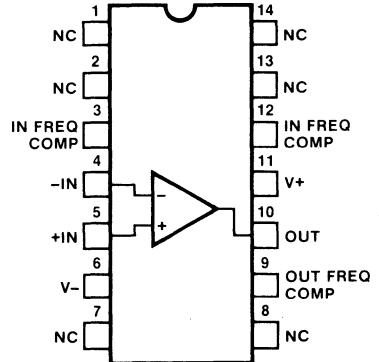
L-OA16
 μ A791C



L-OA17
 μ A702C, μ A4136



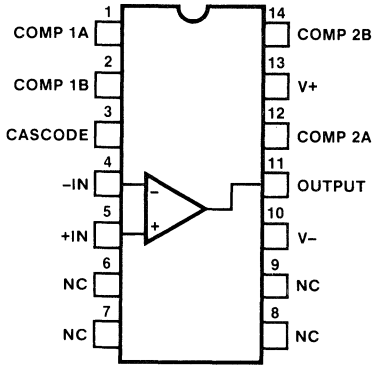
L-OA18
 μ A709C



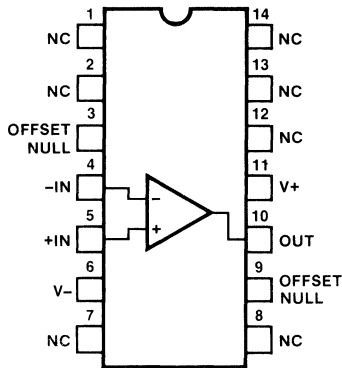
FAIRCHILD LOGIC/CONNECTION DIAGRAMS

LINEAR

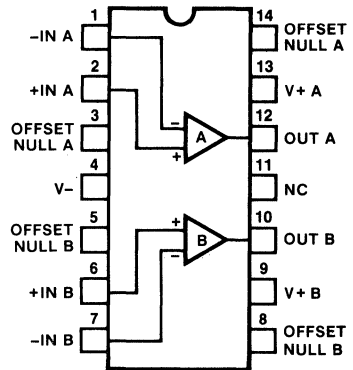
L-OA19
 μ A715C



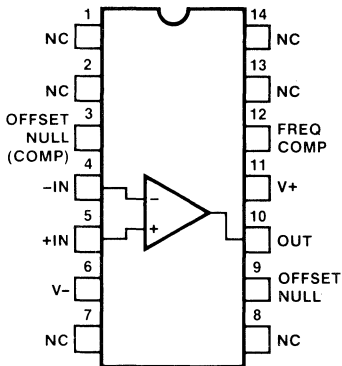
L-OA20
 μ A741C/E



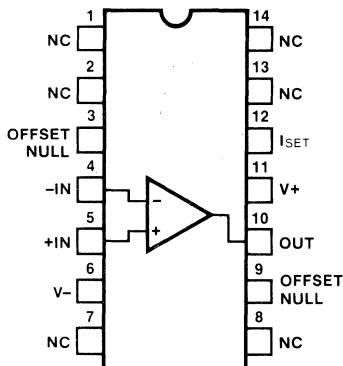
L-OA21
 μ A747C/E



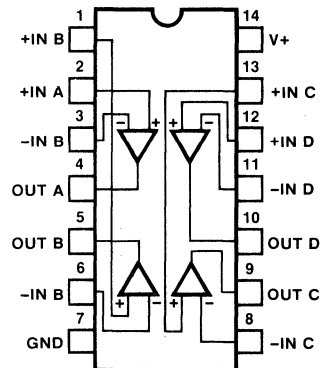
L-OA22
 μ A301A, μ A748, μ A777C



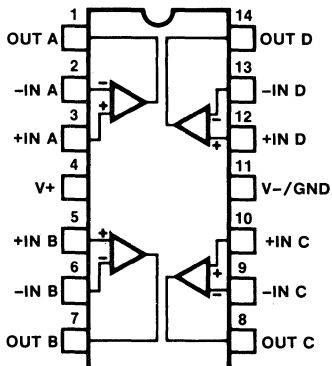
L-OA23
 μ A776C



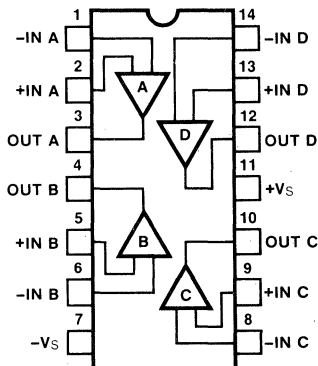
L-OA24
 μ A3401



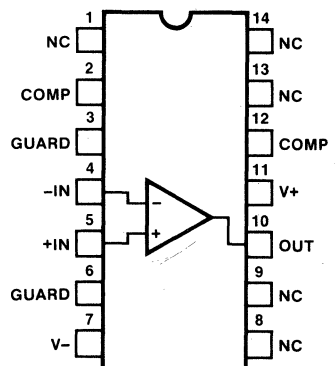
L-OA25
 μ A324, μ A348, μ A3403



L-OA26
 μ A4136



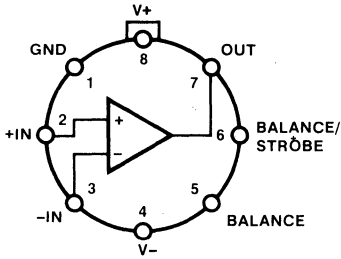
L-OA27
 μ A308, μ A308A



LINEAR

L-OA28

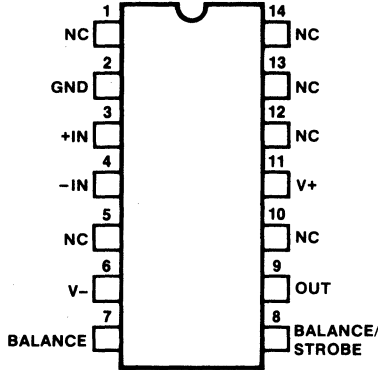
μ AF111, μ AF211, μ AF311,
 μ A111, μ A211, μ A311



Metal Can and Mini-Dip
Connection Shown

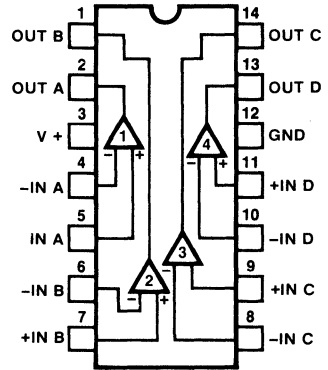
L-OA29

μ AF111, μ AF211, μ AF311,
 μ A111, μ A211, μ A311



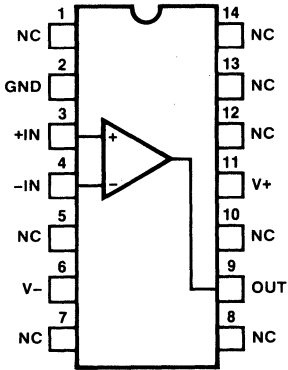
L-OA30

μ A139/A, μ A239/A, μ A339/A,
 μ A775, μ A2901, μ A7302



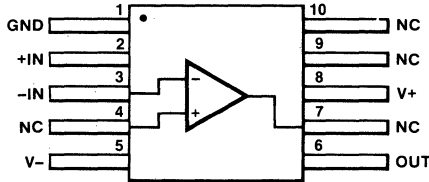
L-OA31

μ A710



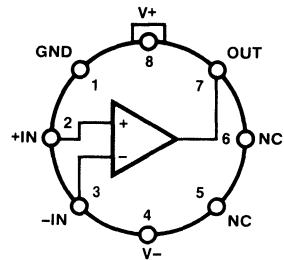
L-OA32

μ A710



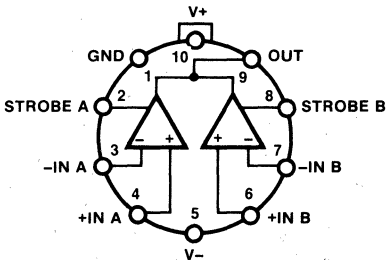
L-OA33

μ A710



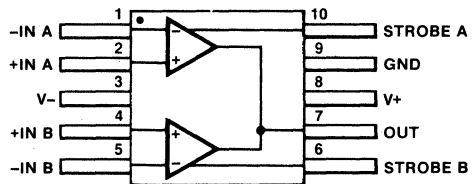
L-OA34

μ A711



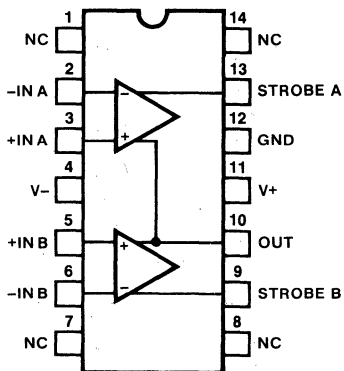
L-OA35

μ A711

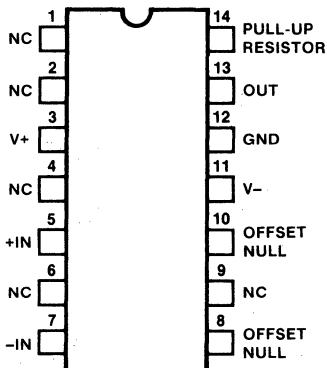


LINEAR

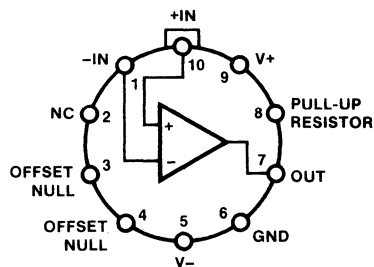
L-OA36
 μ A711



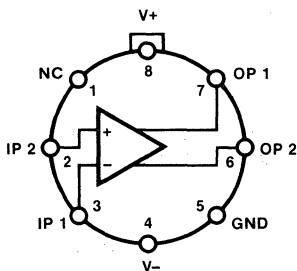
L-OA37
 μ A734



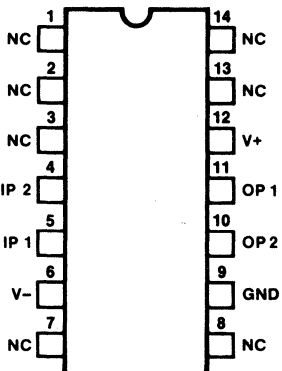
L-OA38
 μ A734



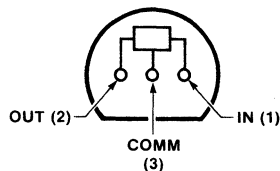
L-OA39
 μ A760



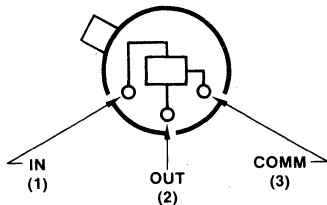
L-OA40
 μ A760



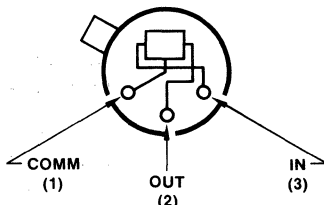
L-VR1
 μ A78LXX



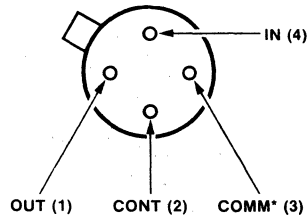
L-VR2
 μ A78LXX, μ A78MXX



L-VR3
 μ A79MXX

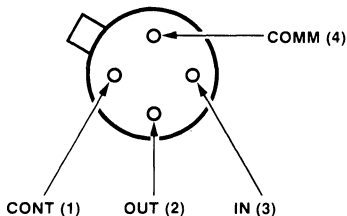


L-VR4
 μ A78MG

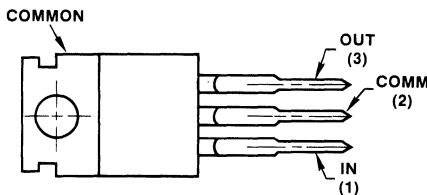


LINEAR

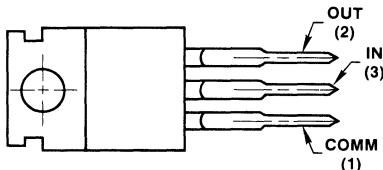
L-VR5
 μ A79MG



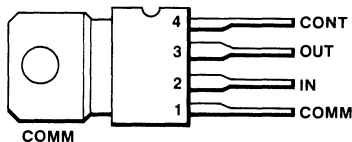
L-VR6
 μ A78CB, μ A78MXX,
 μ A78CXX, μ A78XX



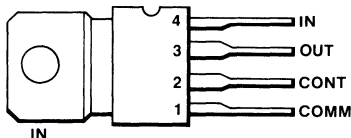
L-VR7
 μ A79MXX, μ A79XX



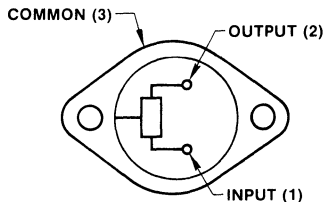
L-VR8
 μ A78G, μ A78MG



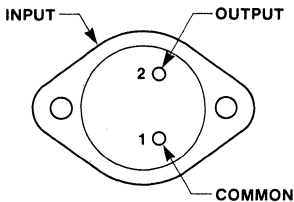
L-VR9
 μ A79G, μ A79MG



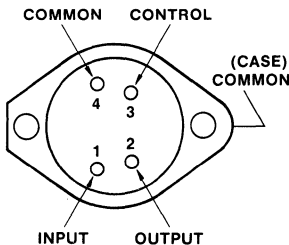
L-VR10
 μ A78CB,
 μ A78XX, μ A109, μ A209, μ A309



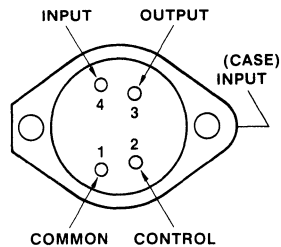
L-VR11
 μ A79XX



L-VR12
 μ A78G



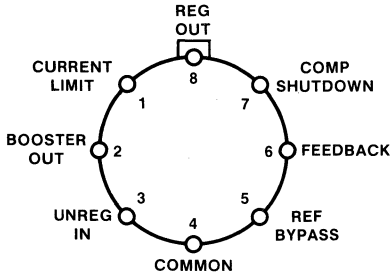
L-VR13
 μ A79G, μ A79HG



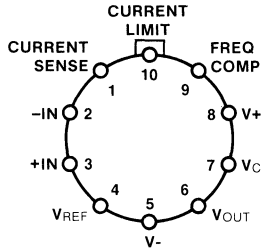
FAIRCHILD LOGIC/CONNECTION DIAGRAMS

LINEAR

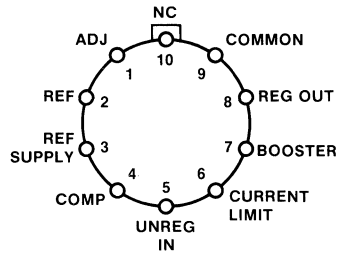
L-VR14
 μ A105, μ A305/A



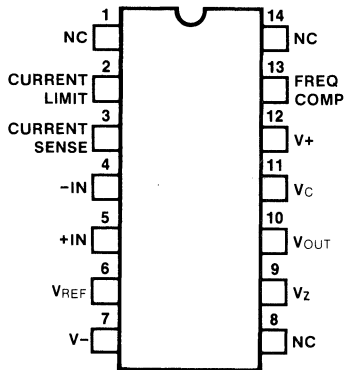
L-VR15
 μ A723



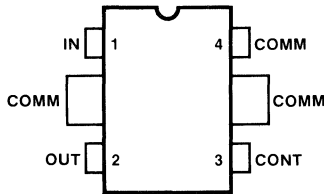
L-VR16
 μ A104, μ A304



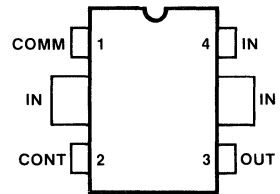
L-VR17
 μ A723



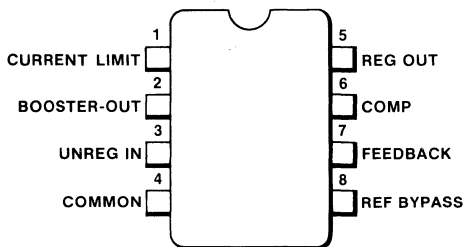
L-VR18
 μ A78MG



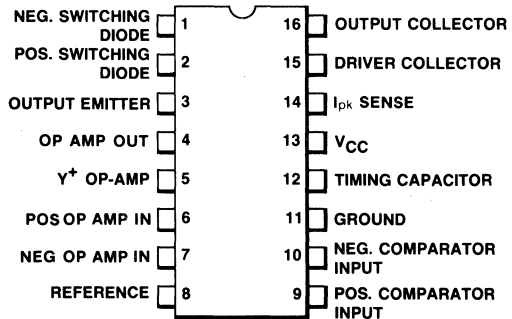
L-VR19
 μ A79MG



L-VR20
 μ A376

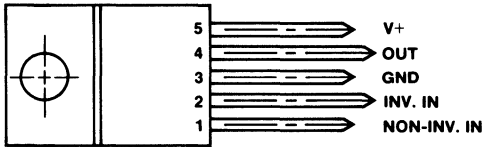


L-VR21
 μ A78S

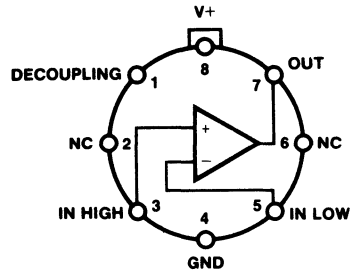


LINEAR

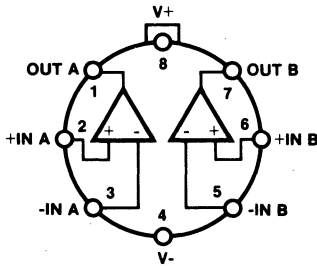
L-C1
TD2002, TDA2002A



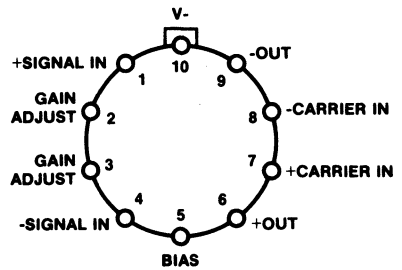
L-C2
 μ A703



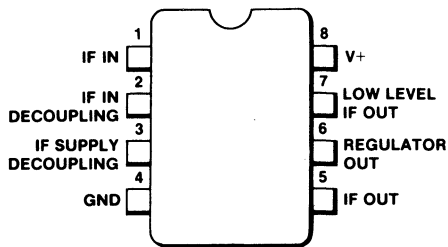
L-C3
 μ A749



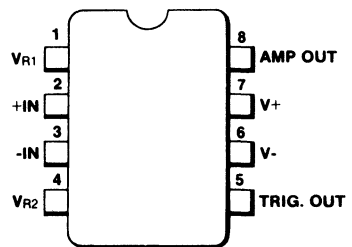
L-C4
 μ A796



L-C5
 μ A753

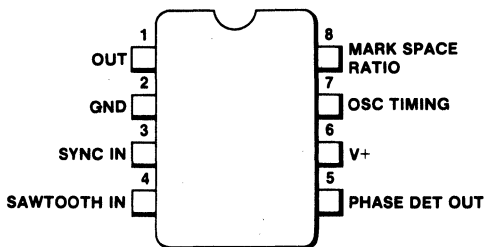


L-C6
 μ A7390

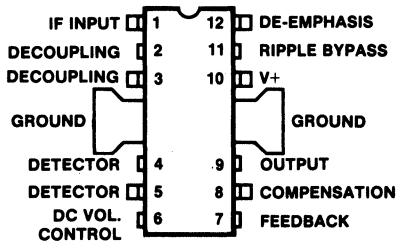


LINEAR

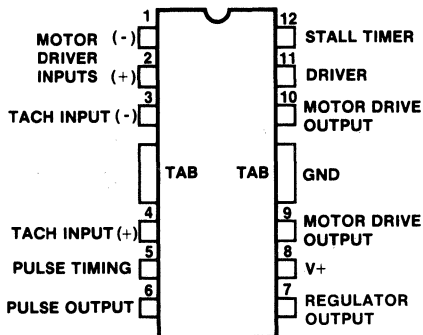
L-C7
 μ A1391, μ A1394



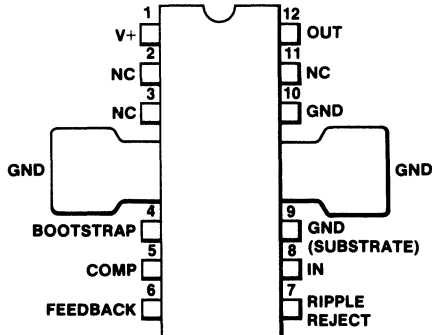
L-C8
TDA1190, TDA1190Z



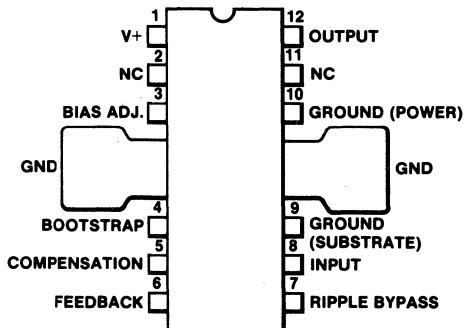
L-C9
 μ A7391



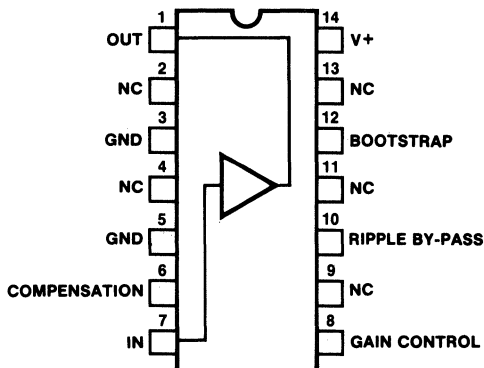
L-C10
TBA810S/AS/DS/DAS, μ A783



L-C11
TBA800, TBA800A



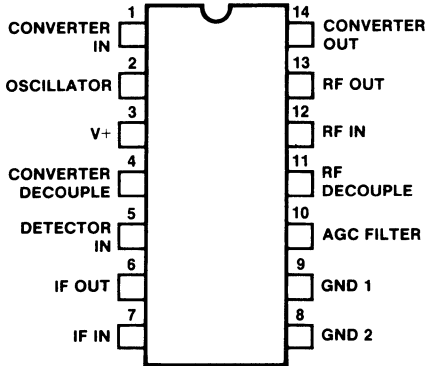
L-C12
 μ A706A, μ A706B
TBA641A12, TBA641B11



LINEAR

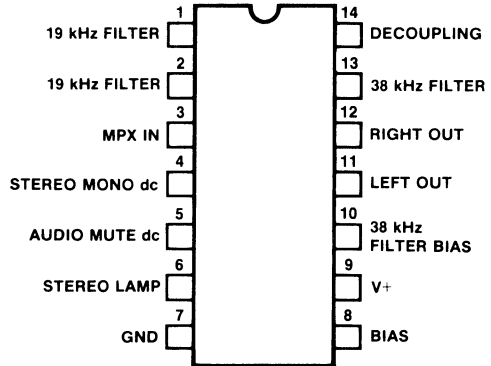
L-C13

μ A720



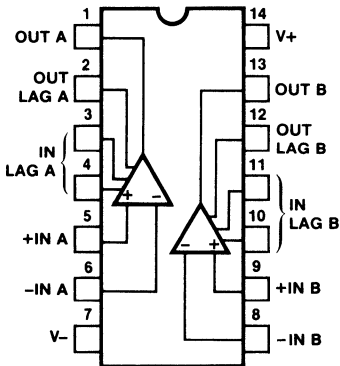
L-C14

μ A732



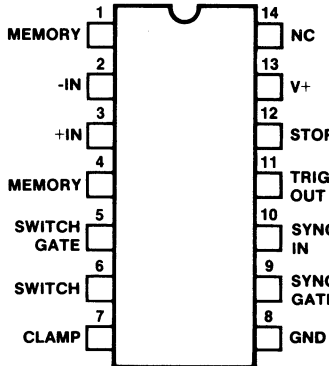
L-C15

μ A739



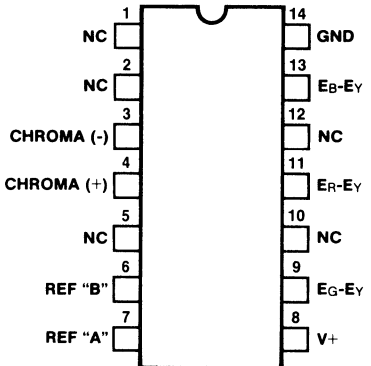
L-C16

μ A742



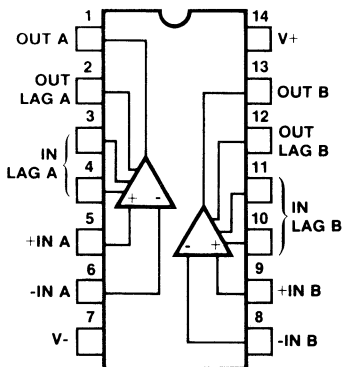
L-C17

μ A746



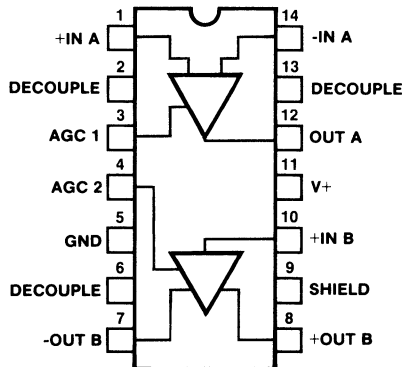
L-C18

μ A749



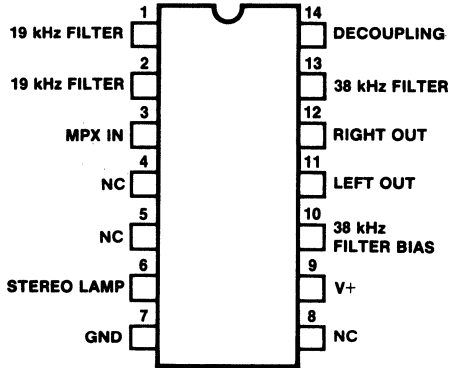
L-C19

μ A757

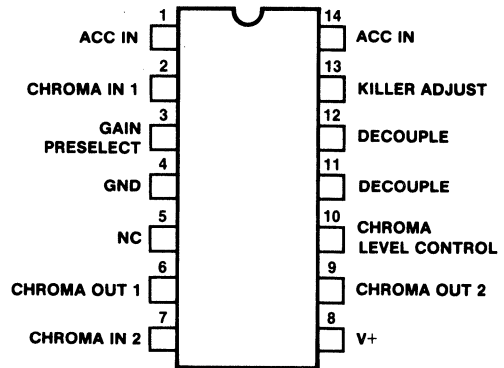


LINEAR

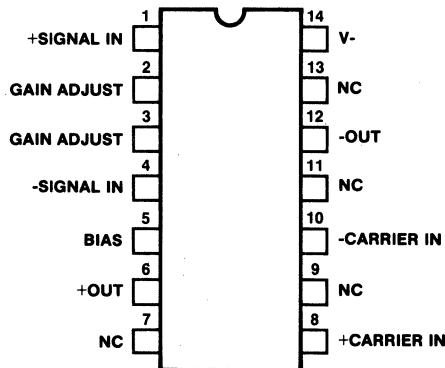
L-C20
 μ A767



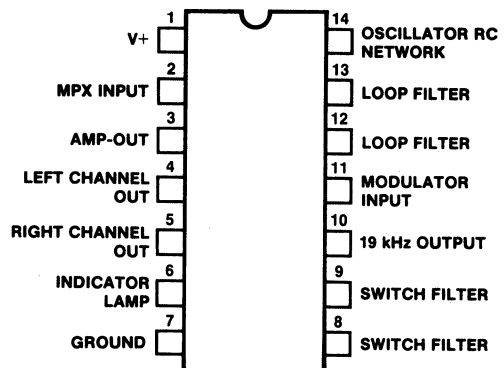
L-C21
 μ A781



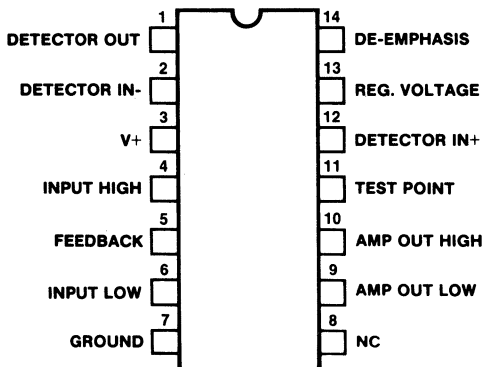
L-C22
 μ A796



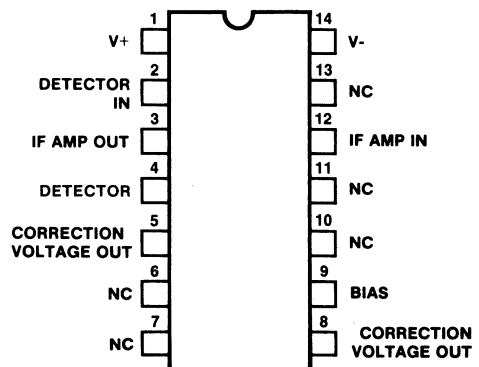
L-C23
 μ A1310



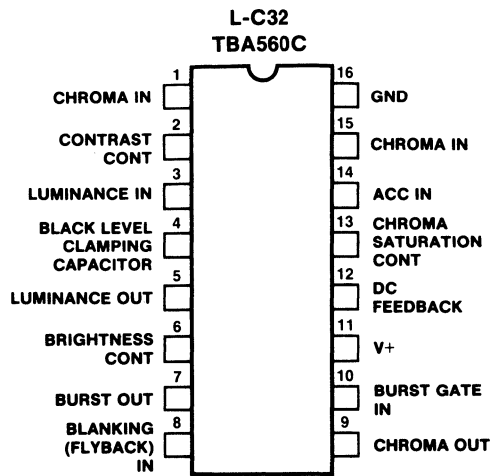
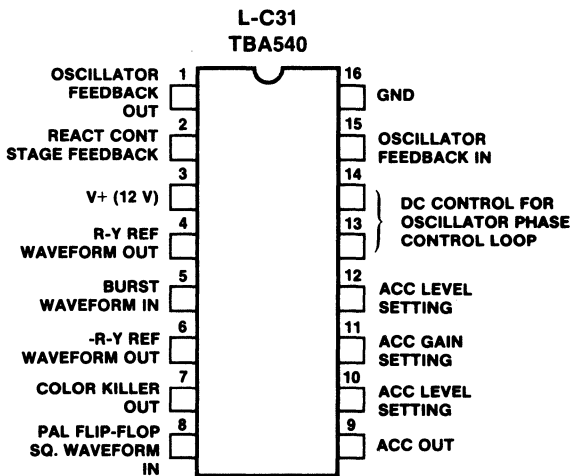
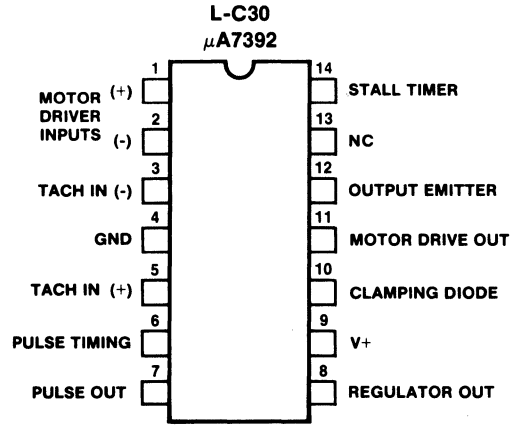
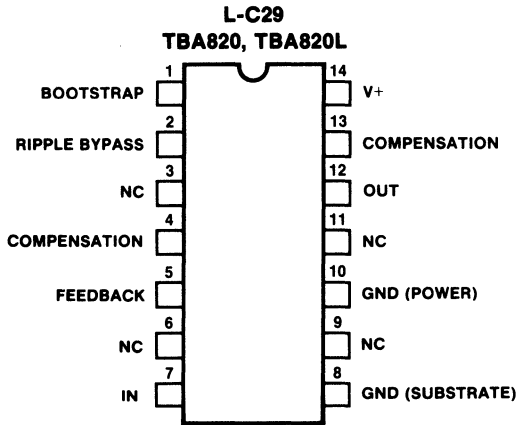
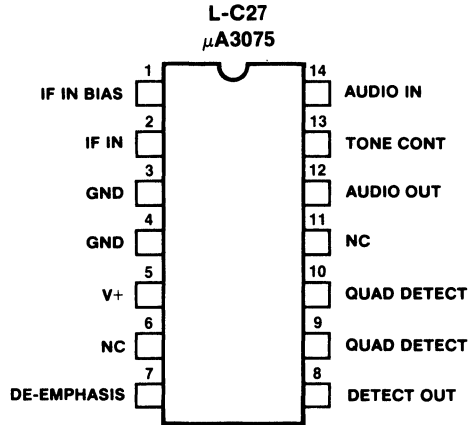
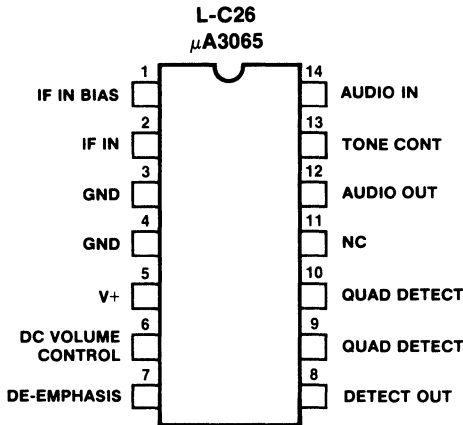
L-C24
 μ A2136



L-C25
 μ A3064

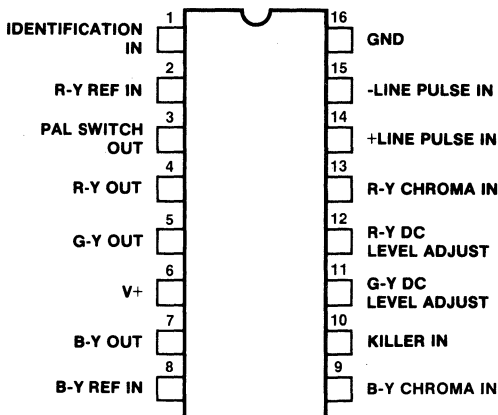


LINEAR

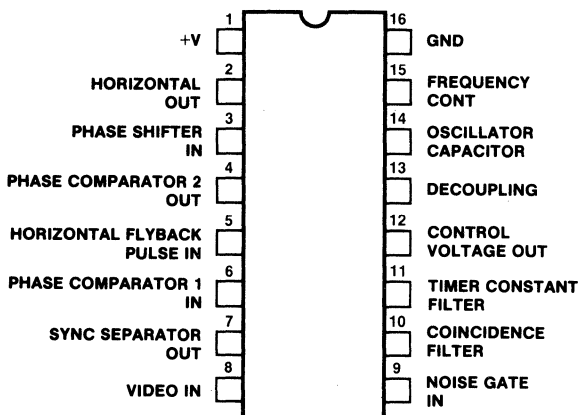


LINEAR

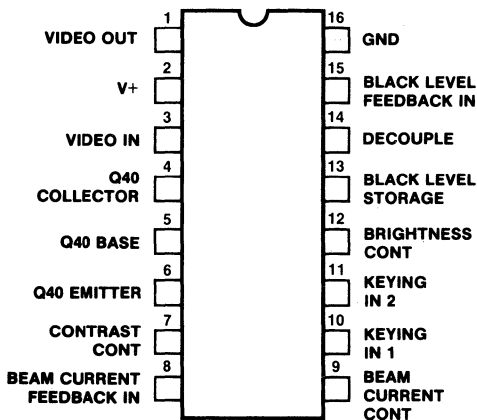
L-C33
TAA630S



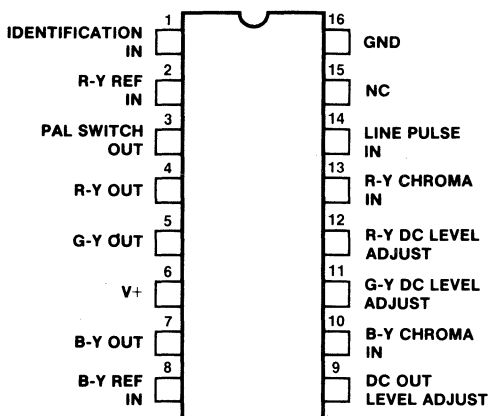
L-C34
TBA920, TBA920S



L-C35
TBA970

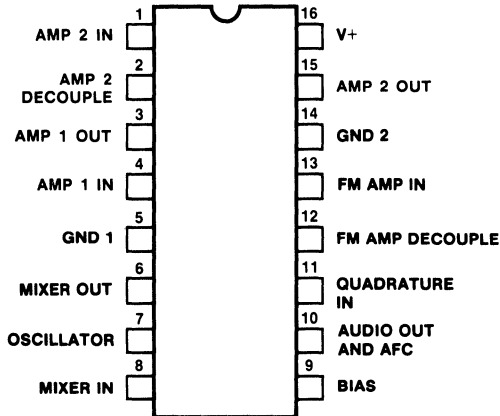


L-C36
TBA990

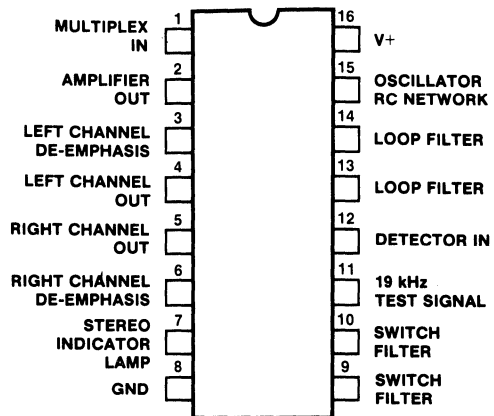


LINEAR

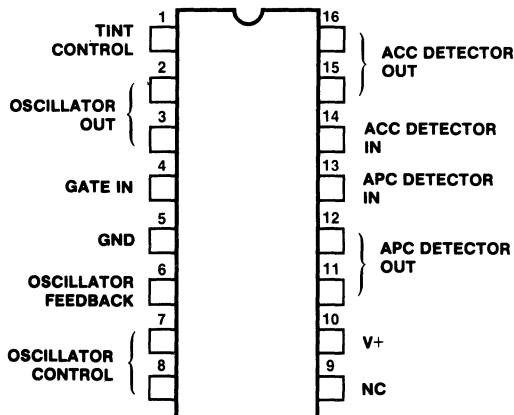
L-C37
μA721



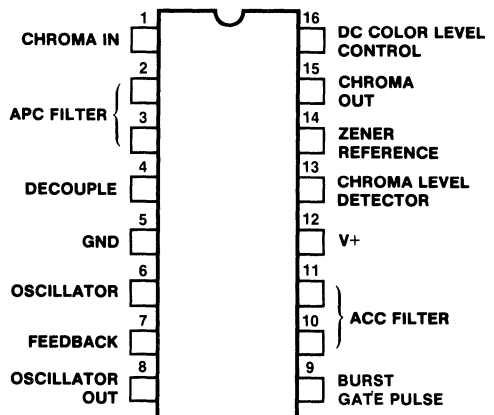
L-C38
μA758



L-C39
μA780

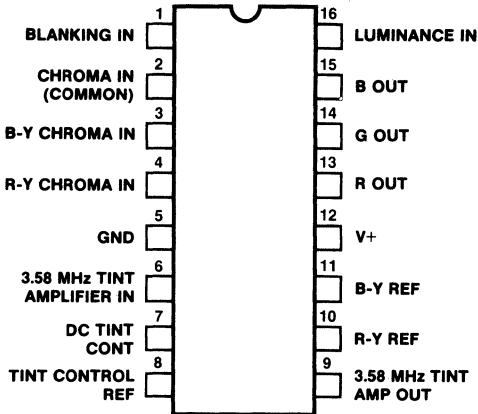


L-C40
μA787

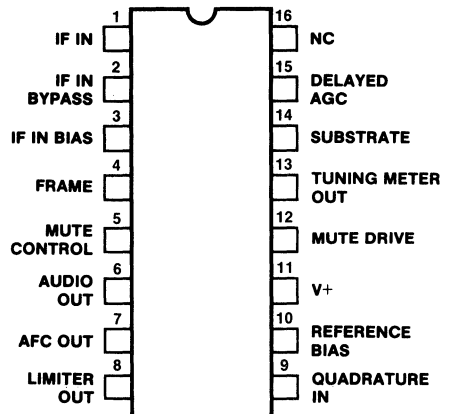


LINEAR

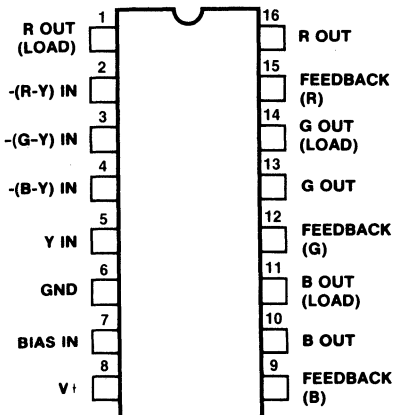
L-C41
μA788



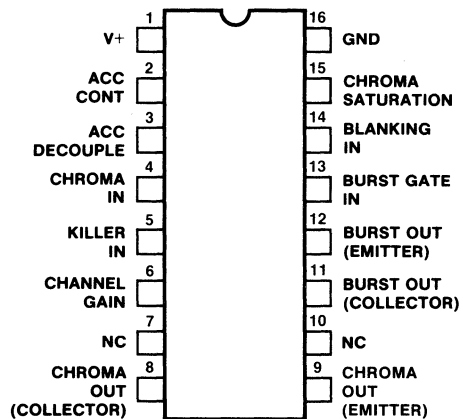
L-C42
μA3089



L-C43
TBA530

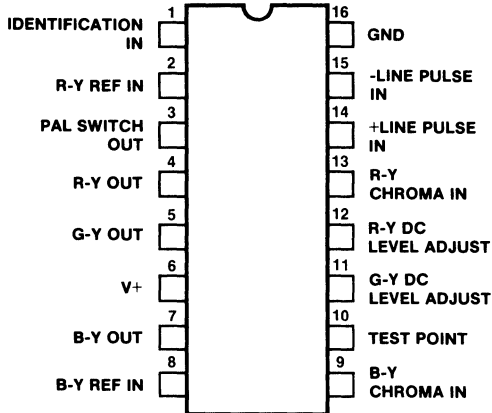


L-C44
TBA510

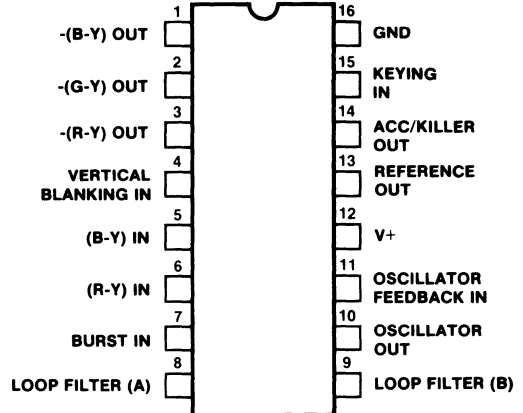


LINEAR

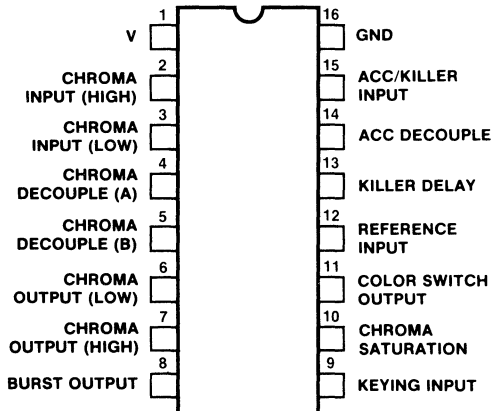
L-C45
TBA520



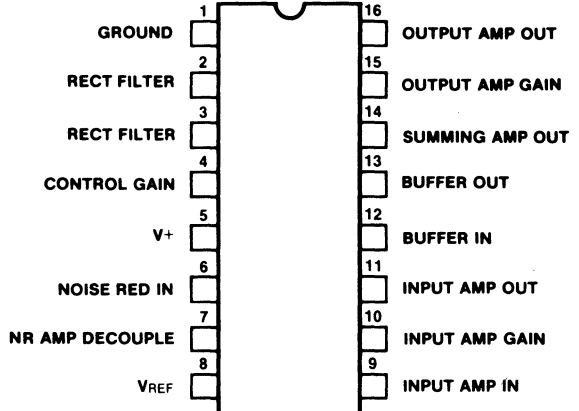
L-C46
TDA2521



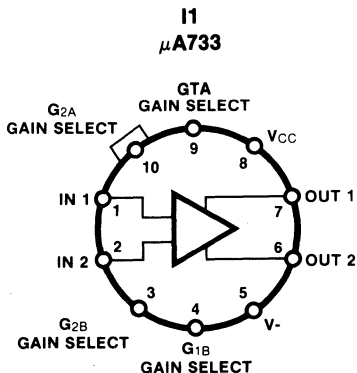
L-C47
TDA2510



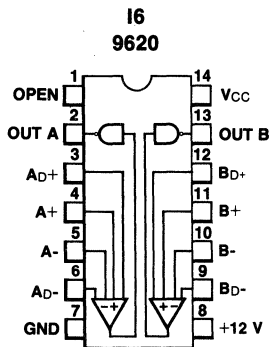
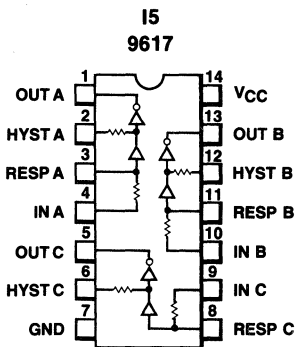
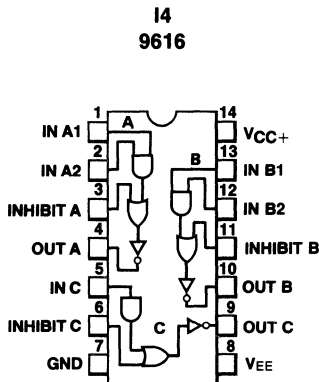
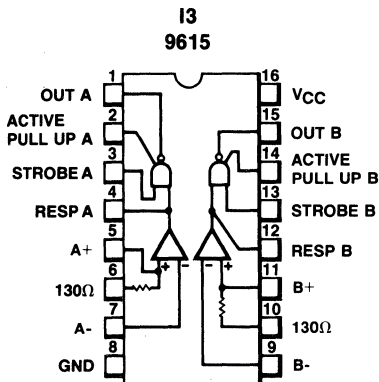
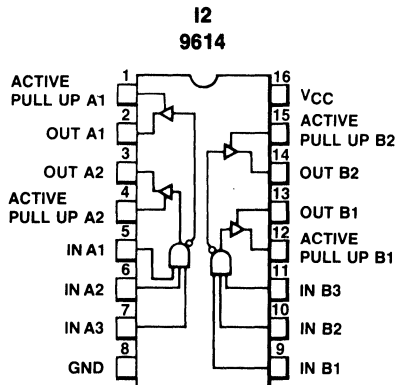
L-C48
 μ A7300



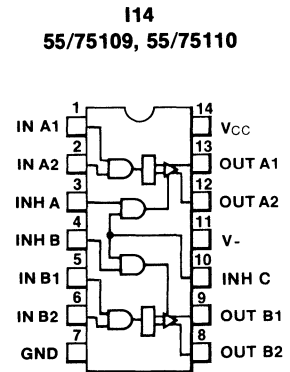
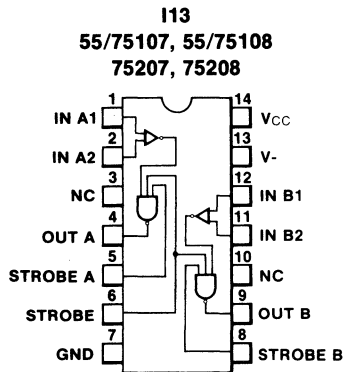
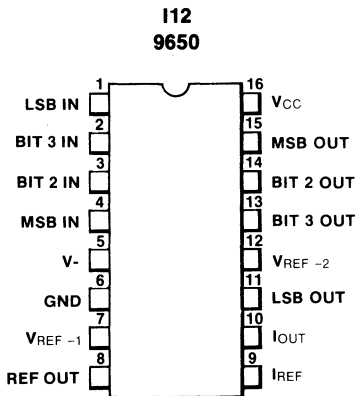
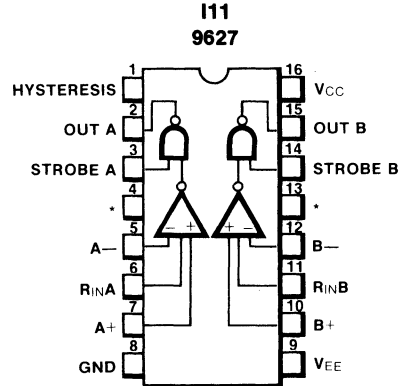
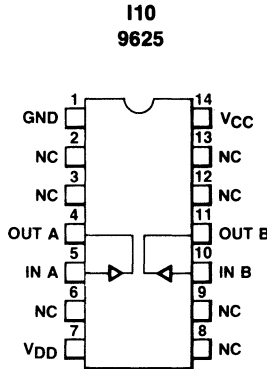
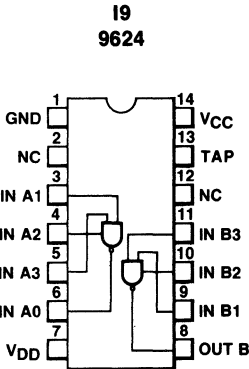
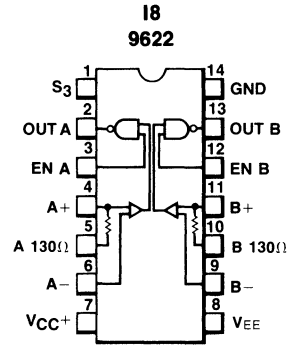
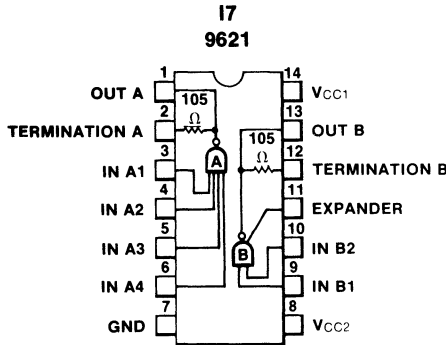
INTERFACE



Flatpak and Dip Not Shown

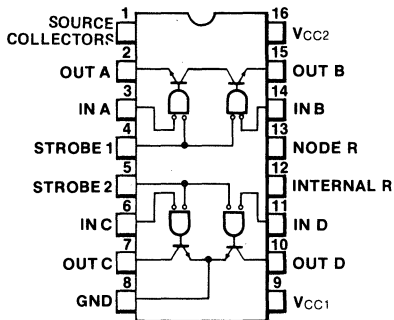


INTERFACE

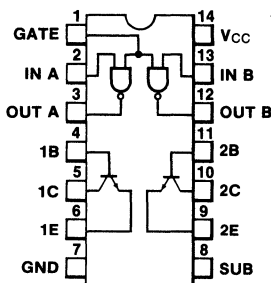


INTERFACE

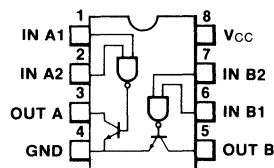
I15
55/75325



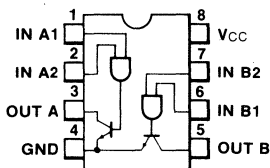
I16
55/75430, 55/75450,
55/75460



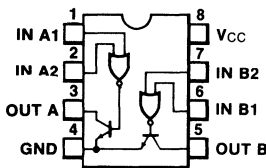
I17
55/75431, 55/75451
55/75461, 55/75471



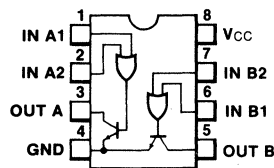
I18
55/75432, 55/75452,
55/7562, 55/7572



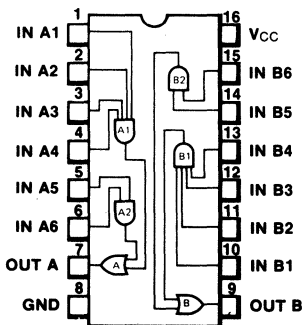
I19
55/75433, 55/75453,
55/75463, 55/75473



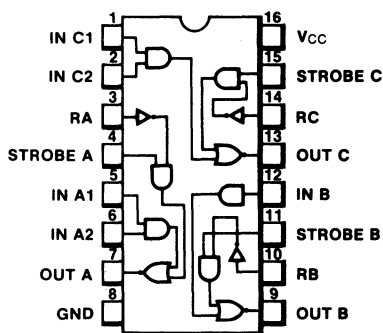
I20
55/75434, 55/75454,
55/75464, 55/75474



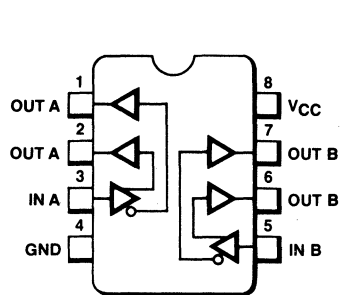
I21
8T13, 8T23, 55/75121,
75123



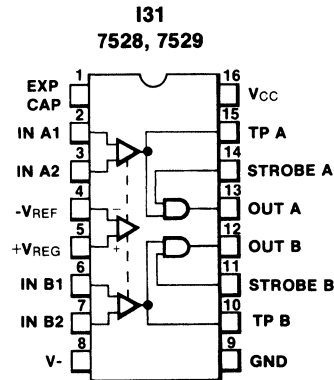
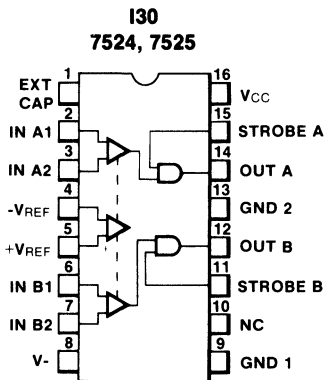
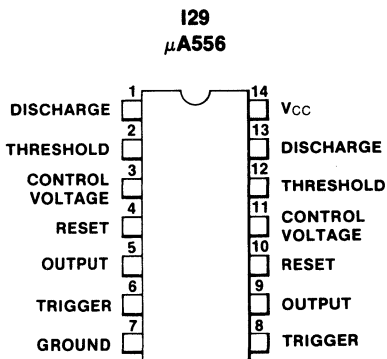
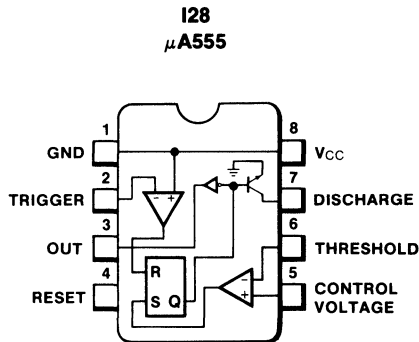
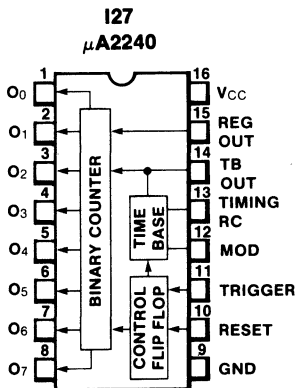
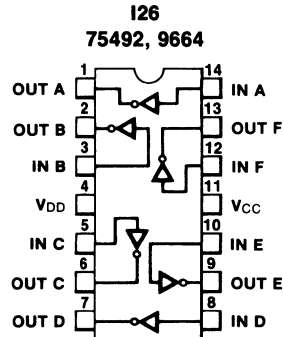
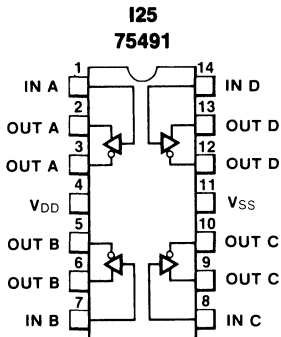
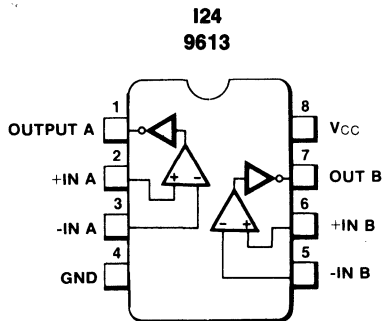
I22
8T14, 8T24, 55/75122,
75124



I23
9612

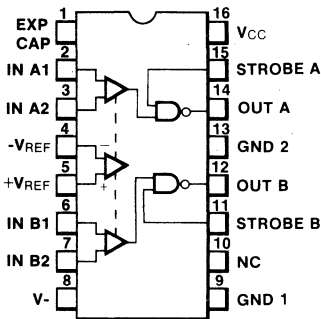


INTERFACE

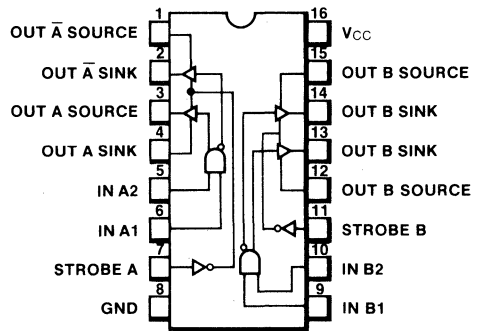


INTERFACE

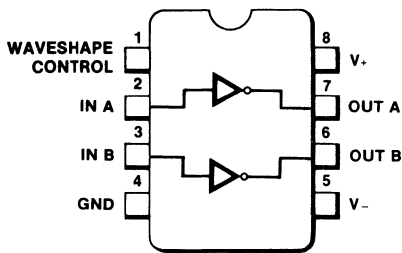
I32
7534, 7535, 75234,
75235



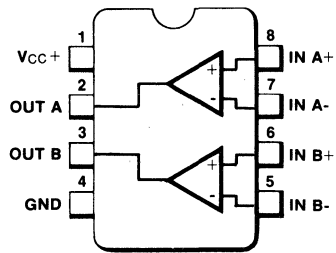
I33
9634



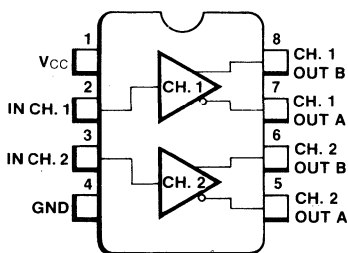
I34
9636



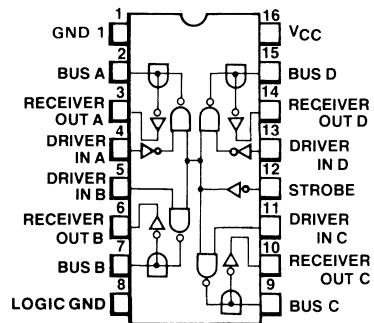
I35
9637A



I36
9638

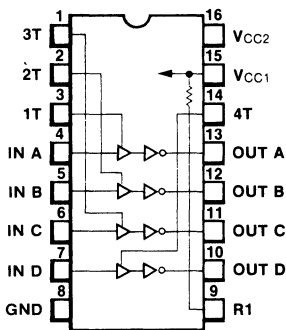


I37
9640/26S10



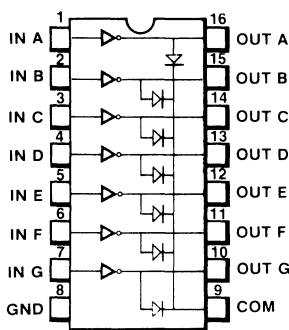
INTERFACE

I38
75154

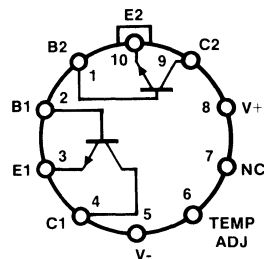


Minidip Not Shown

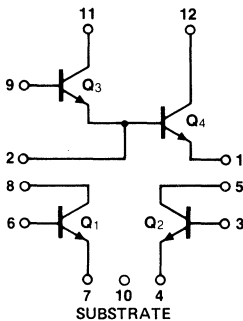
I39
9665, 9666, 9667,
9668



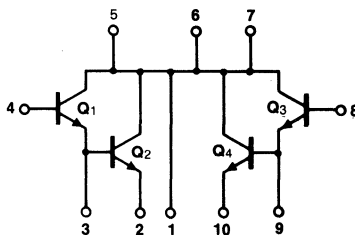
I40
 μ A726



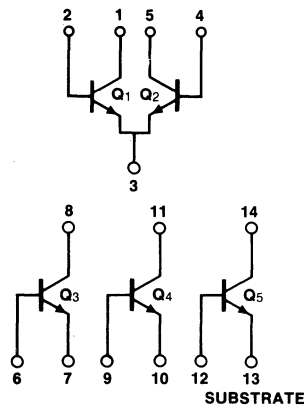
I41
 μ A3018, μ A3018A



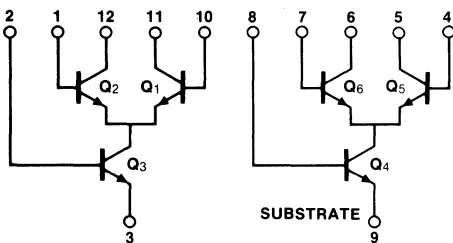
I42
 μ A3036



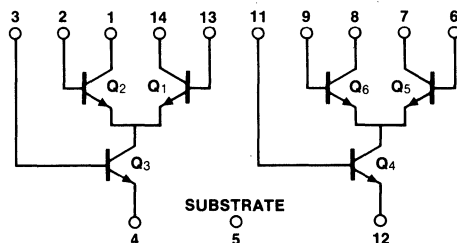
I43
 μ A3045, μ A3046,
 μ A3086



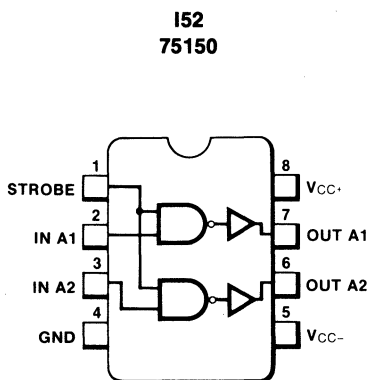
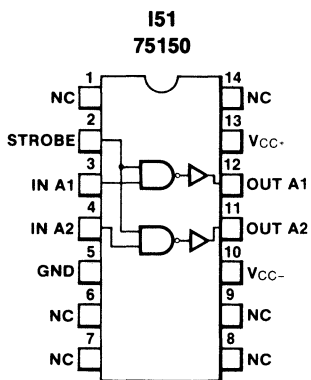
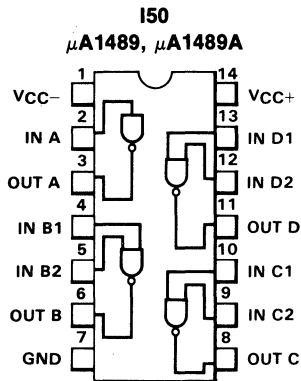
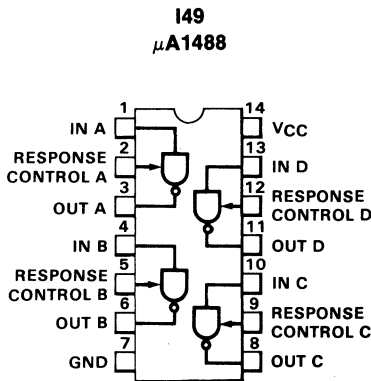
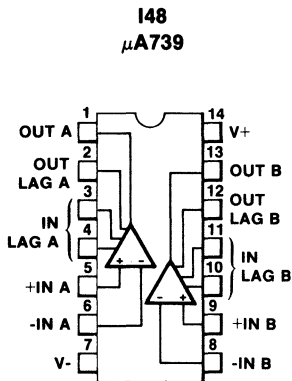
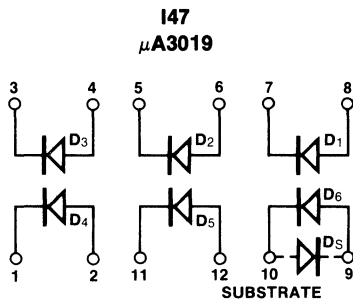
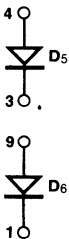
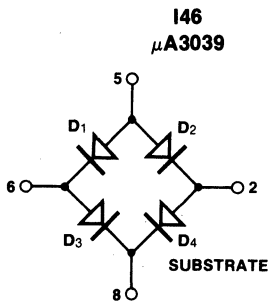
I44
 μ A3026



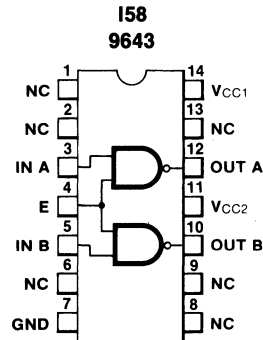
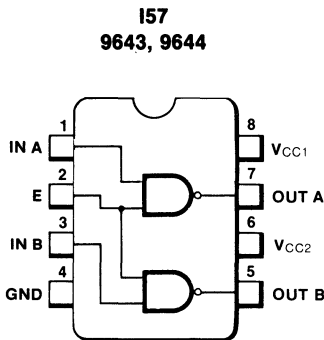
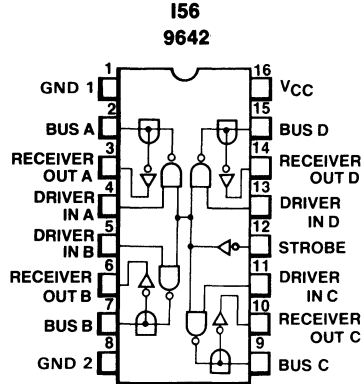
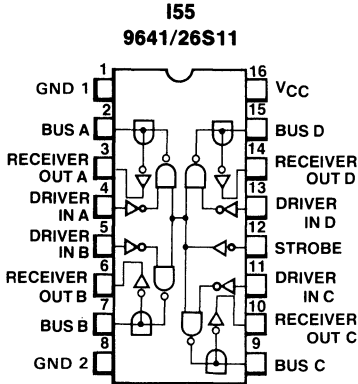
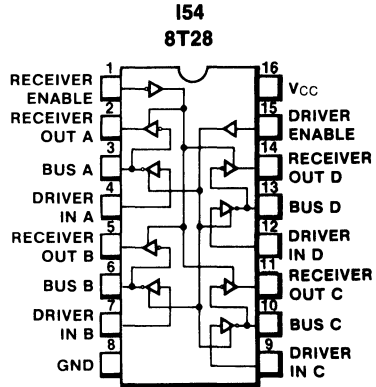
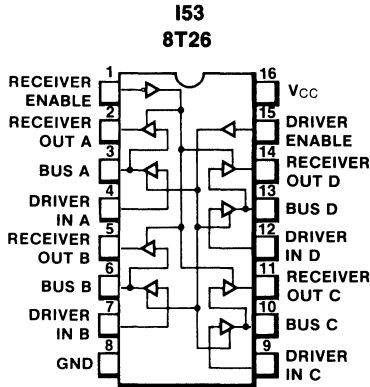
I45
 μ A3054



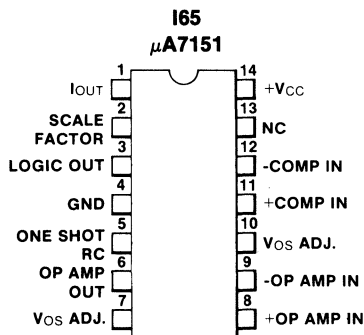
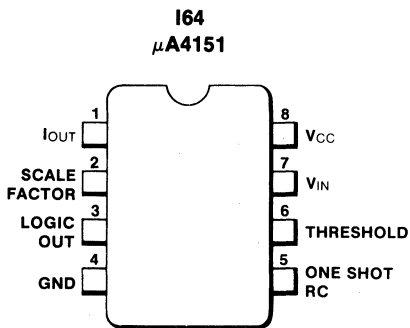
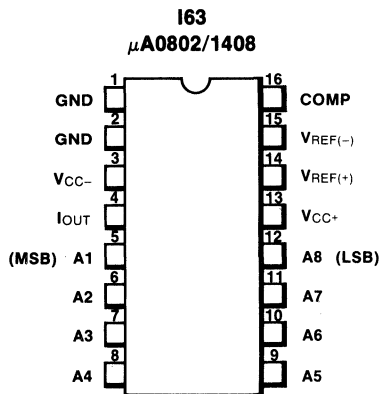
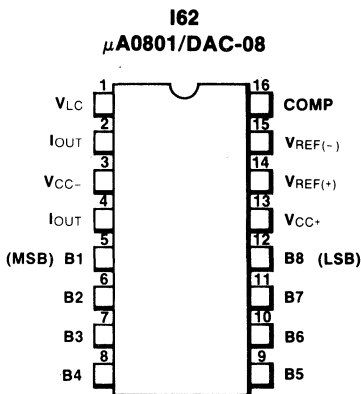
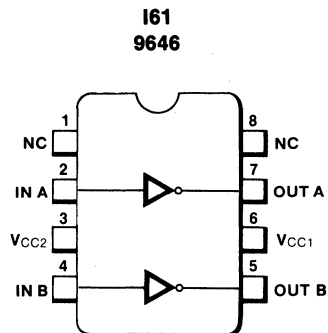
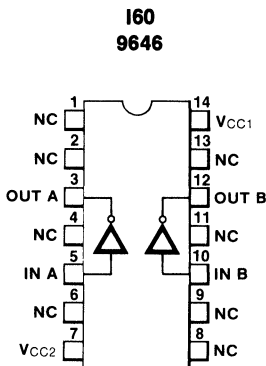
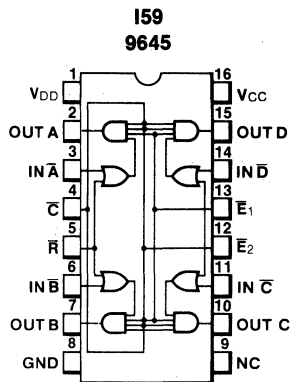
INTERFACE



INTERFACE

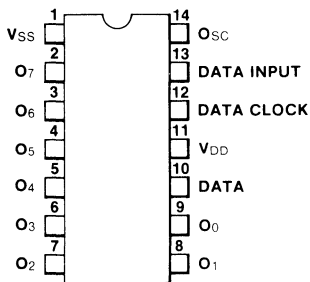


INTERFACE

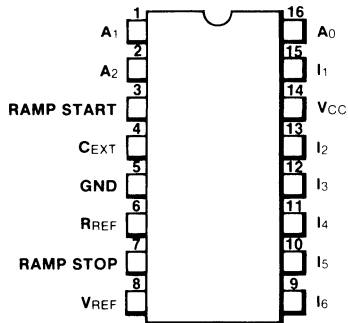


INTERFACE

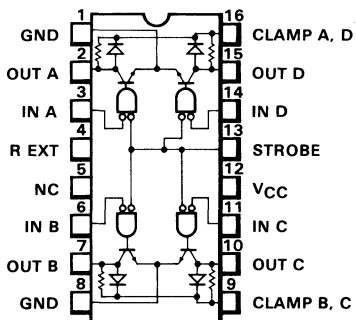
I66
9706



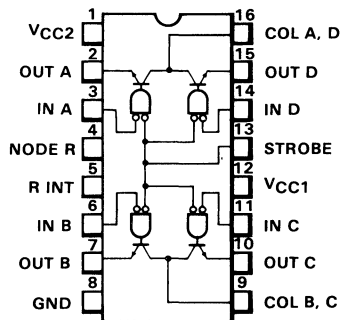
I67
9708



I68
55/75326



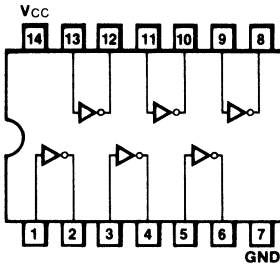
I69
55/75327



DIGITAL - TTL

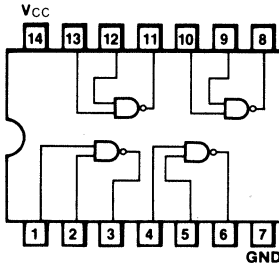
D1

9016, 9S04, 54/7404,
54H/74H04, 54S/74S04,
54LS/74LS04, 9017,
9S05A, 54/7405,
54H/74H05, 54S/74S05,
54LS/74LS05, 54/7406,
54/7414, 54LS/74LS14,
54/7416



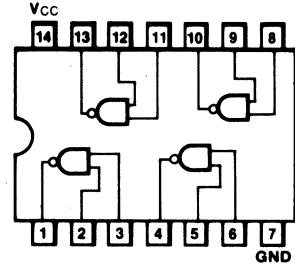
D2

9002, 54/7400,
54H/74H00, 54S/74S00,
54LS/74LS00, 9012,
54H/74H01, 54/7403,
54S/74S03, 54LS/74LS03,
7426, 54LS/74LS26
54/7437, 54LS/74LS37,
54/7438, 74LS38, 54/74132,
54S/74S132, 74LS132



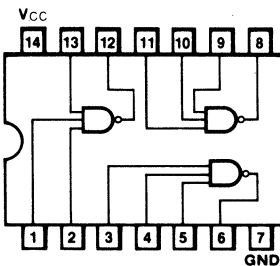
D3

54/7401, 96101, 54/7439



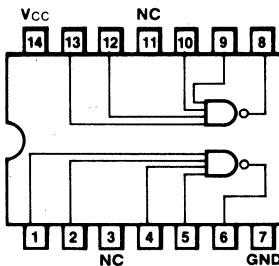
D4

9003, 54/7410, 54H/74H10,
54S/74S10, 54LS/74LS10,
54/7412



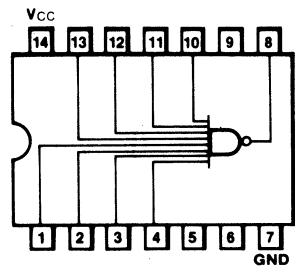
D5

9004, 54/7420, 54H/74H20,
54S/74S20, 54LS/74LS20,
54/7422, 54H/74H22,
74S22, 54LS/74LS22,
9009, 54/7440, 54H/74H40,
54S/74S40, 54LS/74LS40,
54S/74S140



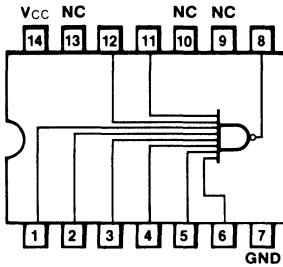
D6

9007

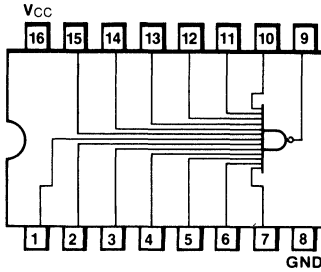


DIGITAL - TTL

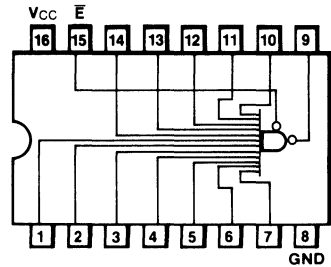
D7
54/7430, 54H/74H30
54S/74S30, 54LS/74LS30



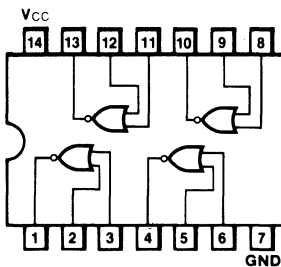
D8
54S/74S133,
54LS/74LS133



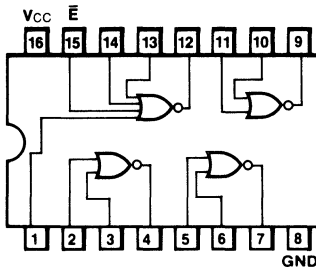
D9
54S/74S134



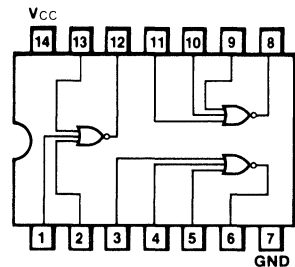
D10
54/7402, 54S/74S02,
54LS/74LS02, 54LS/74LS28
74LS33



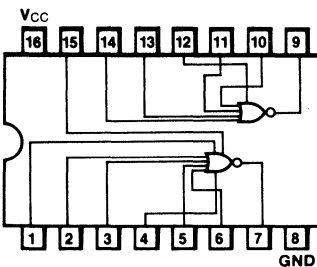
D11
9015



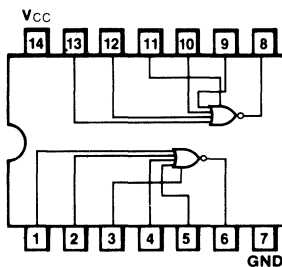
D12
54/7427, 54LS/74LS27



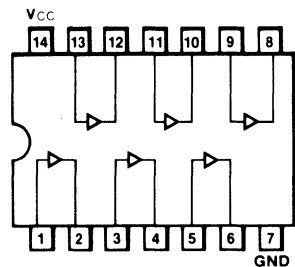
D13
54/7425



D14
54/7423

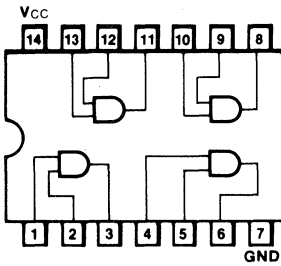


D15
54/7407, 54/7417

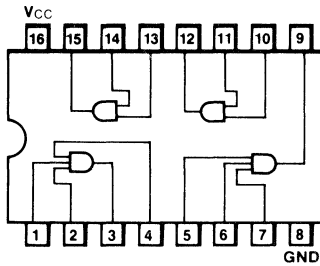


DIGITAL - TTL

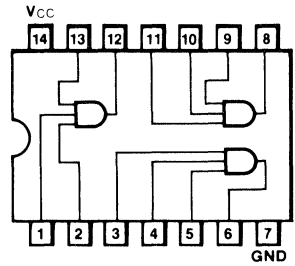
D16
 547408, 54H/74H08,
 54S/74S08, 54LS/74LS08
 54/7409, 54S/74S09,
 54LS/74LS09



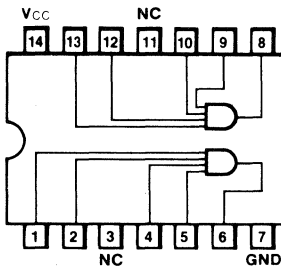
D17
 9S41



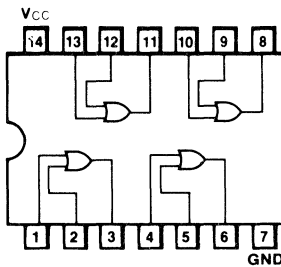
D18
 54/7411, 54H/74H11,
 54S/74S11, 54LS/74LS11,
 54S/74S15, 54LS/74LS15



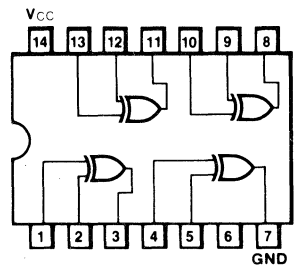
D19
 54/7421, 54H/74H21
 54LS/74LS21



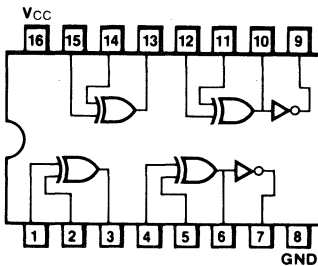
D20
 54/7432, 54S/74S32
 54LS/74LS32



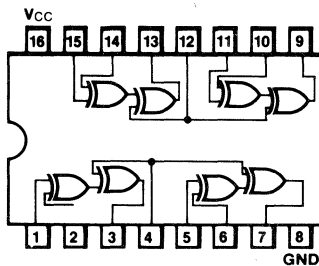
D21
 54/7486, 54S/74S86,
 54LS/74LS86, 54LS/74LS136



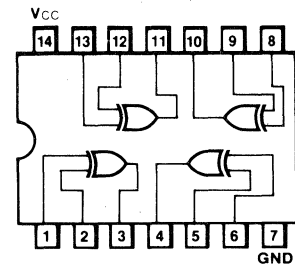
D22
 9014



D23
 54S/74S135



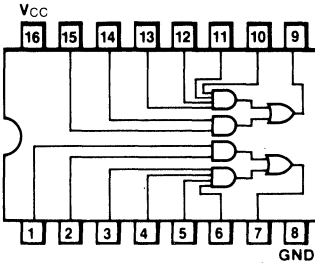
D24
 9386, 74LS266



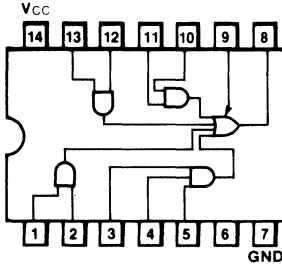
FAIRCHILD LOGIC/CONNECTION DIAGRAMS

DIGITAL - TTL

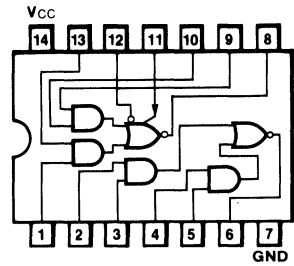
D25
9S42



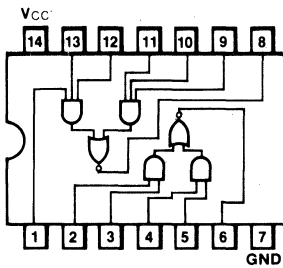
D26
54H/74H52



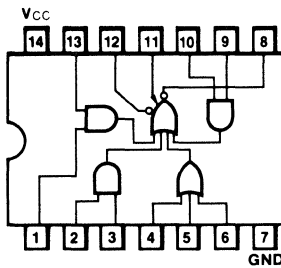
D27
9005, 54/7450, 54H/74H50



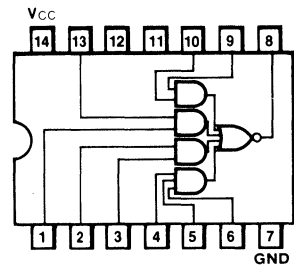
D28
54/7451*, 54H/74H51*,
54S/74S51*, 54LS/74LS51



D29
9008, 54/7453, 54H/74H53



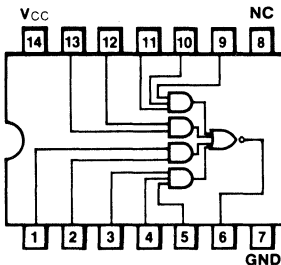
D30
54/7454, 54H/74H54



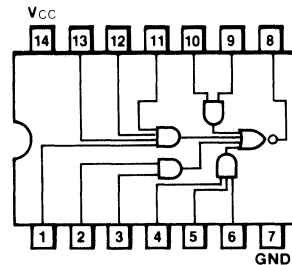
*Make no external connection
to pins 11 & 12

9008, 54/7453, 54H/74H53

D31
54LS/75LS54

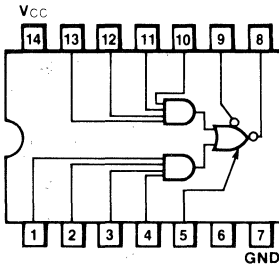


D32
74S64, 74S65

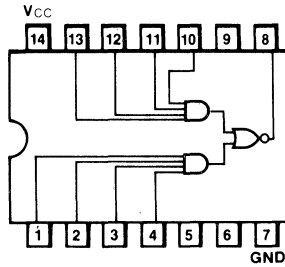


DIGITAL - TTL

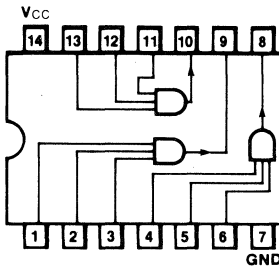
D33
54H/74H55



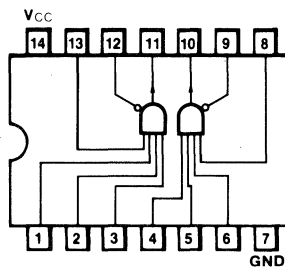
D34
54LS/74LS55



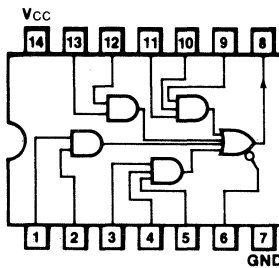
D35
54H/74H61



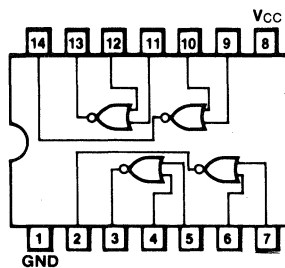
D36
9006, 54/7460,
54H/74H60



D37
54H/74H62

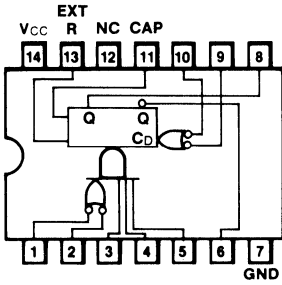


D39
96106

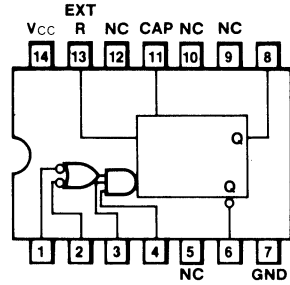


DIGITAL - TTL

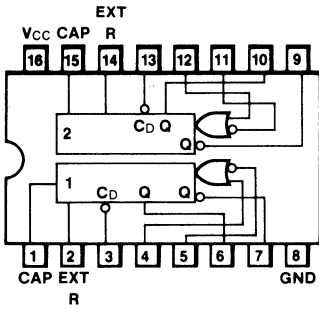
D40
9600



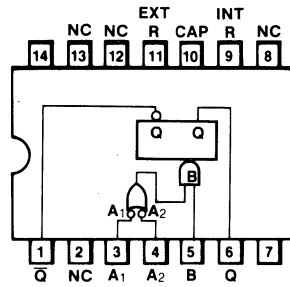
D41
9601



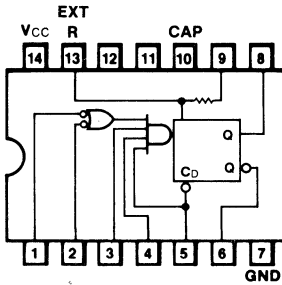
D42
9602, 96L02,
96S02, 96LS02



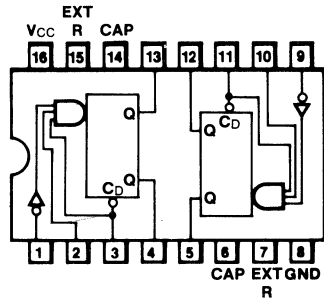
D43
9603/74121



D44
54/74122



D45
54/74123



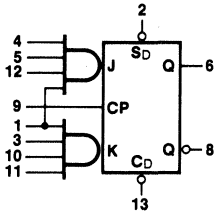
DIGITAL - TTL

OUTPUT CHANGES
ON POSITIVE GOING EDGE

MASTER/SLAVE

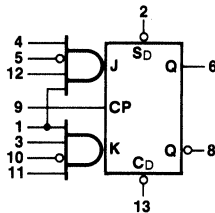
EDGE-TRIGGERED

D50
9000



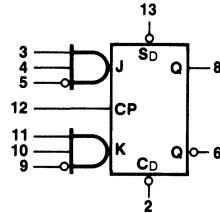
Vcc = Pin 14
GND = Pin 7

D51
9001



Vcc = Pin 14
GND = Pin 7

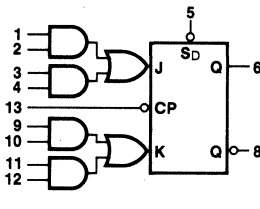
D54
54/7470



Vcc = Pin 14
GND = Pin 7

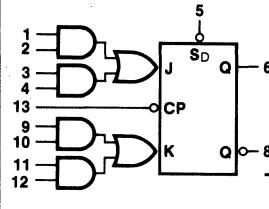
OUTPUT CHANGES ON NEGATIVE GOING EDGE

D52a
54H/74H71



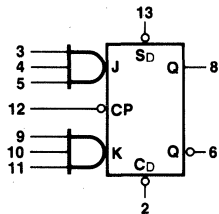
Vcc = Pin 14
GND = Pin 7

D52b
54H/74H101



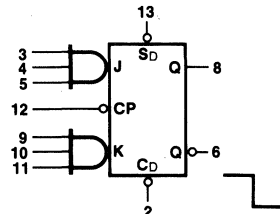
Vcc = Pin 14
GND = Pin 7

D53a
54/7472
54H/74H72



Vcc = Pin 14
GND = Pin 7

D53b
54H/74H102



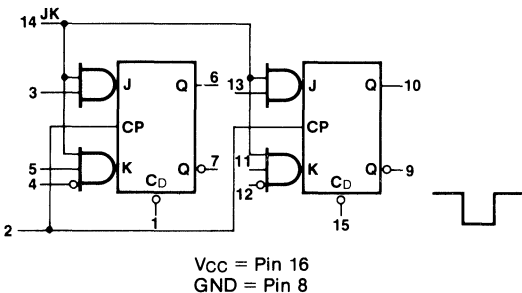
Vcc = Pin 14
GND = Pin 7

DIGITAL - TTL

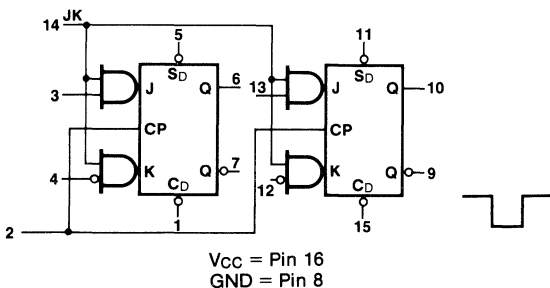
OUTPUT CHANGES ON POSITIVE GOING EDGE

MASTER/SLAVE

D55
9020

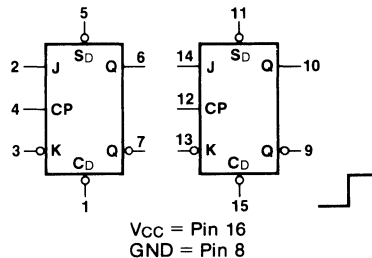


D56
9022

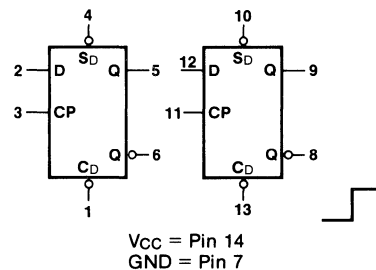


EDGE-TRIGGERED

D60
9024, 54/74109, 54S/74S109,
54LS/74LS109

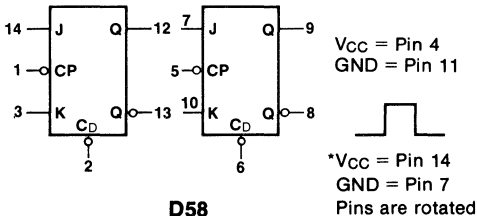


D61
54/7474, 54H/74H74,
54S/74S74, 54LS/74LS74

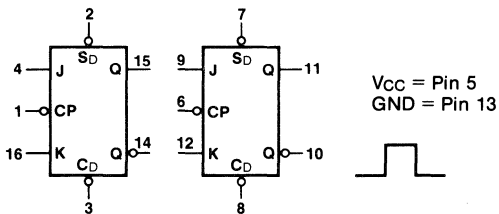


OUTPUT CHANGES ON NEGATIVE GOING EDGE

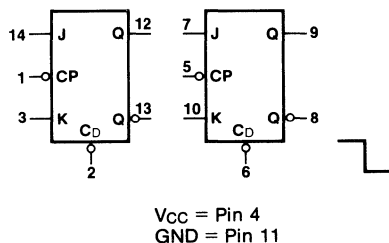
D57a
54/7473, 54H/74H73, 54LS/74LS73
*54/74107, *54LS/74LS107



D58
54/7476, 54H/74H76,
54LS/74LS76



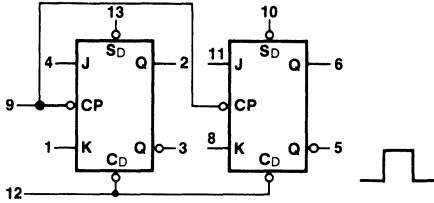
D57b
54H/74H103



DIGITAL - TTL

MASTER/SLAVE

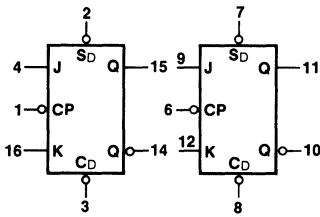
D59a
54H/74H78



Vcc = Pin 14
GND = Pin 7

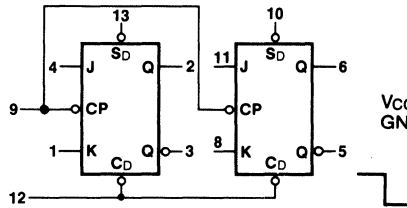
EDGE-TRIGGERED

D58
54H/74H106



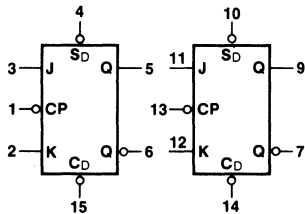
Vcc = Pin 5
GND = Pin 13

D59b
54H/74H108



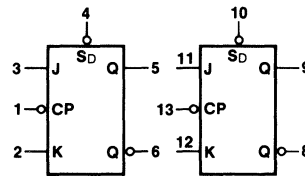
Vcc = Pin 14
GND = Pin 7

D62
54S/74S112, 54LS/74LS112



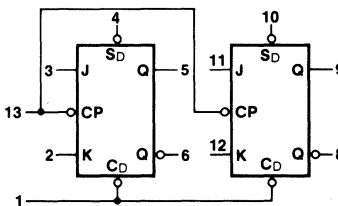
Vcc = Pin 16
GND = Pin 8

D63
54S/74S113, 54LS/74LS113



Vcc = Pin 14
GND = Pin 7

D64
54S/74S114, 54LS/74LS114

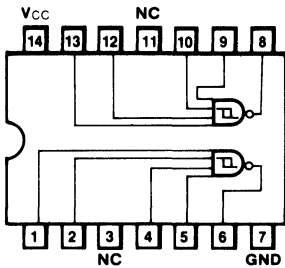


Vcc = Pin 14
GND = Pin 7

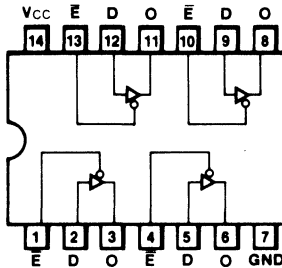
OUTPUT CHANGES ON NEGATIVE GOING EDGE

DIGITAL - TTL

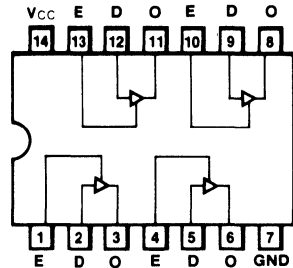
D65
54/7413, 54LS/74LS13



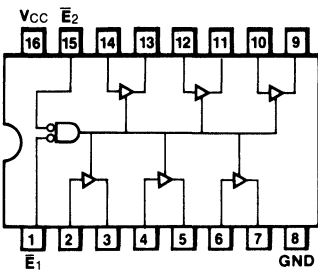
D66
54/74125, 54LS/74LS125



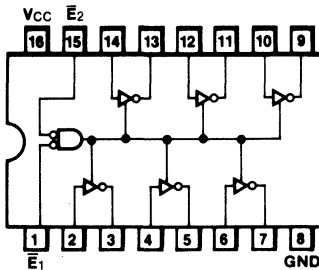
D67
54/74126, 54LS/74LS126



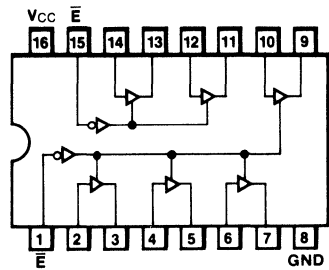
D68
54LS/74LS365



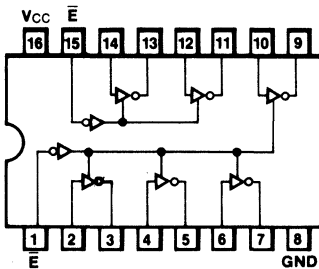
D69
54LS/74LS366



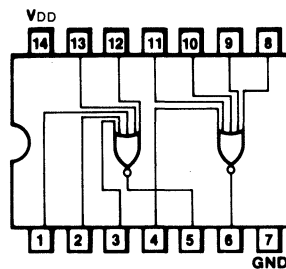
D70
54LS/74LS367



D71
54LS/74LS368

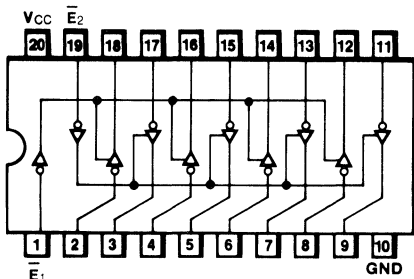


D72
54LS/74LS260

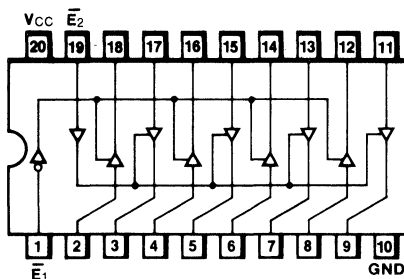


DIGITAL - TTL

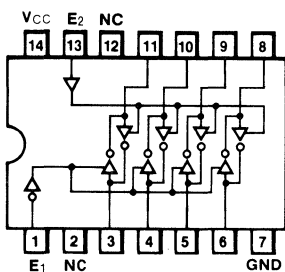
D73
54LS/74LS240



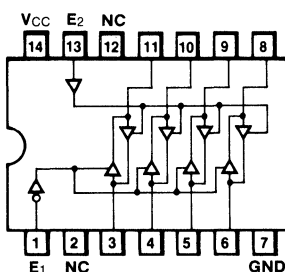
D74
54LS/74LS241



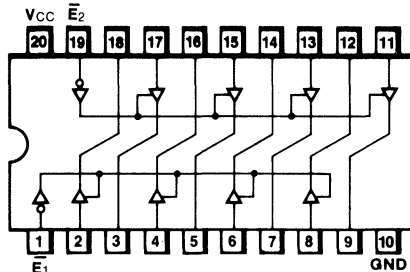
D75
54LS/74LS242



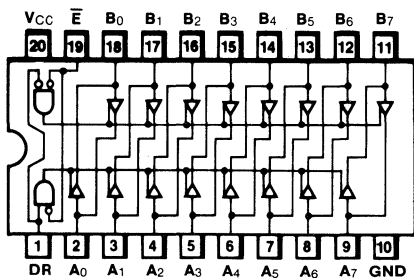
D76
54LS/74LS243



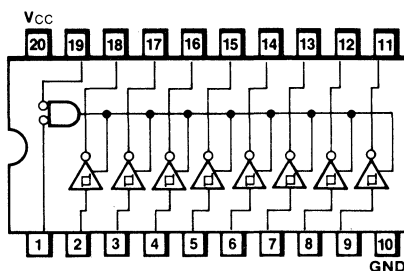
D77
54LS/74LS244



D79
54LS/74LS245

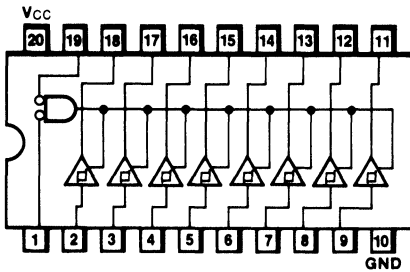


D80
54LS/74LS540

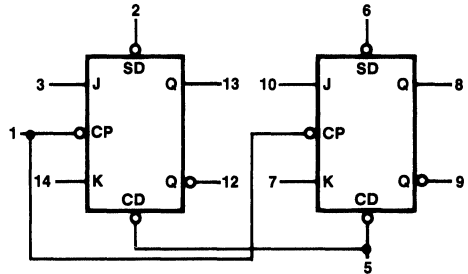


DIGITAL - TTL

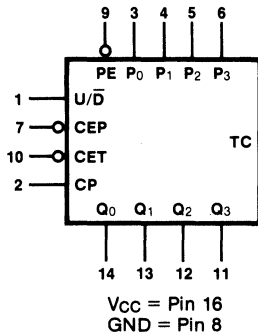
D81
54LS/74LS541



D82
54LS/74LS78

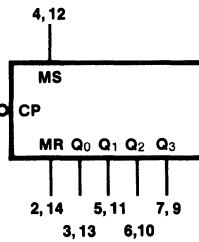


D83
54LS/74LS168,
54LS/74LS169



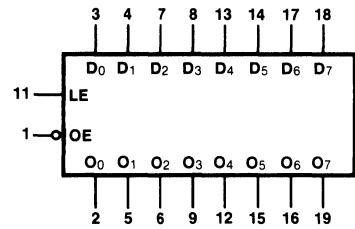
Vcc = Pin 16
GND = Pin 8

D84
54LS/74LS490 (each half)



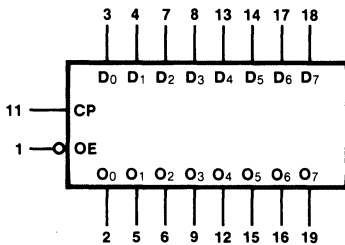
Vcc = Pin 16
GND = Pin 8

D85
54LS/74LS373



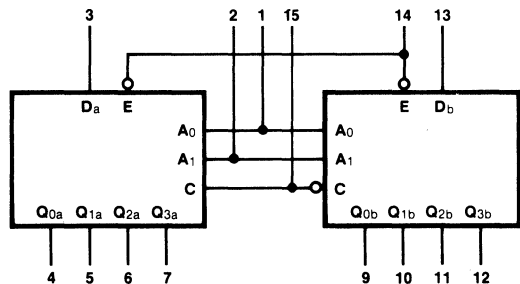
Vcc = Pin 20
GND = Pin 10

D86
54LS/74LS374



Vcc = Pin 20
GND = Pin 10

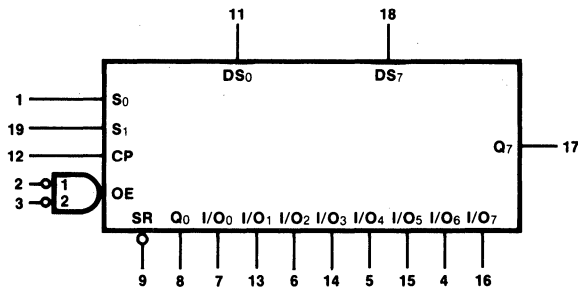
D87
54LS/74LS256



Vcc = Pin 16
GND = Pin 8

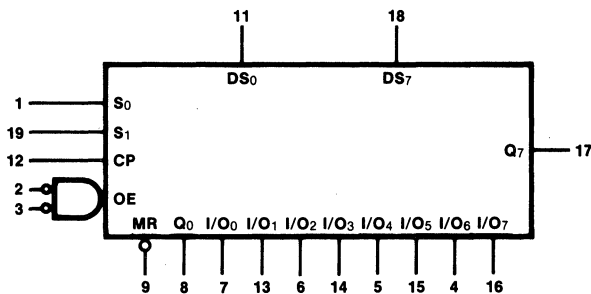
DIGITAL - TTL

D88
54LS/74LS299



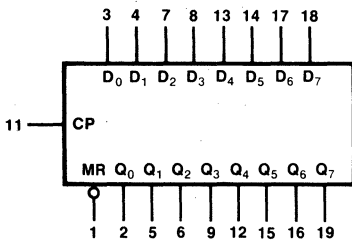
V_{CC} Pin 20
GND = Pin 10

D89
54LS/74LS323



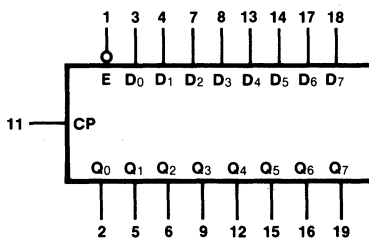
V_{CC} = Pin 20
GND = Pin 10

D90
54LS/74LS273



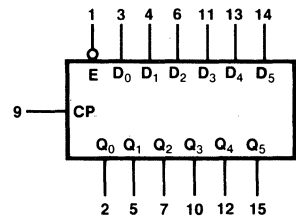
V_{CC} = Pin 20
GND = Pin 10

D91
54LS/74LS377



V_{CC} = Pin 20
GND = Pin 10

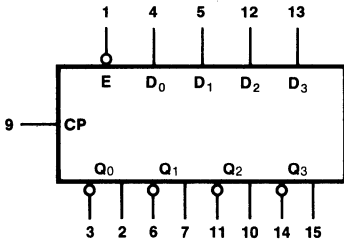
D92
54LS/74LS378



V_{CC} = Pin 16
GND = 8

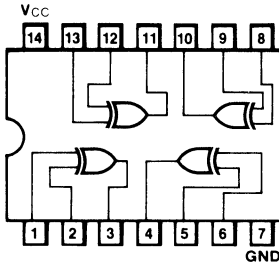
DIGITAL - TTL

D93
54LS/74LS379

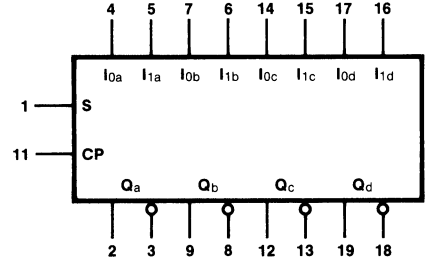


V_{CC} = Pin 16
GND = Pin 8

D94
9386, 74LS266, 54LS/74LS386

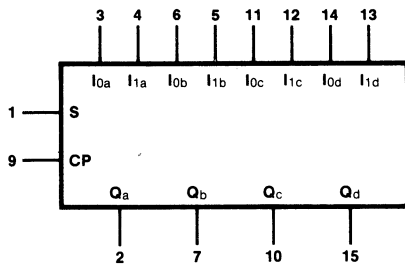


D95
54LS/74LS398



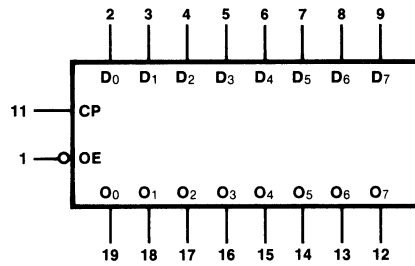
V_{CC} = Pin 20
GND = Pin 10

D96
54LS/74LS399



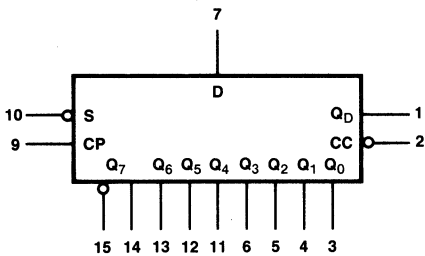
V_{CC} = Pin 16
GND = Pin 8

D97
54LS/74LS574



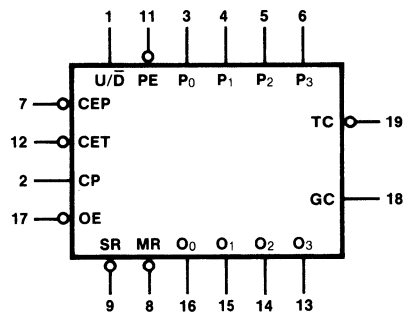
V_{CC} = Pin 20
GND = Pin 10

D98
54LS/74LS502



V_{CC} = Pin 16
GND = Pin 8

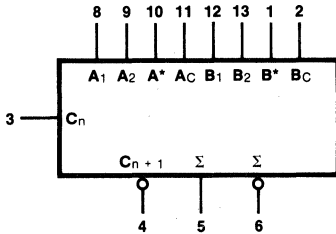
D99
54LS/74LS568,
54LS/74LS569



V_{CC} = Pin 20
GND = Pin 10

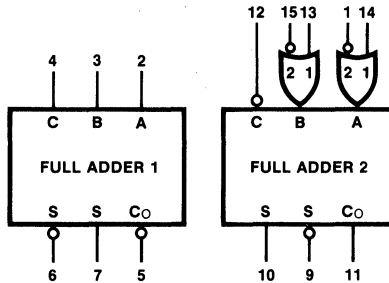
DIGITAL - TTL

D100
54/7480



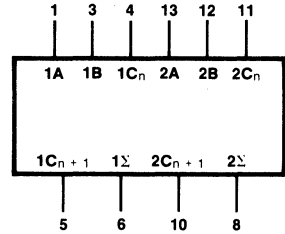
VCC = Pin 14
GND = Pin 7

D101
9304



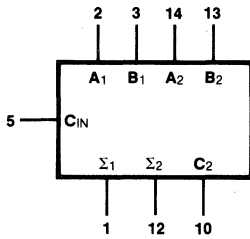
VCC = Pin 16
GND = 8

D102
93H/74H183



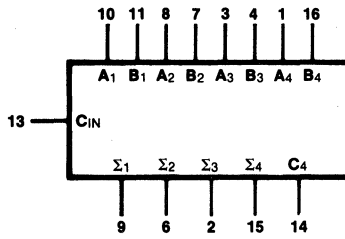
VCC = Pin 14
GND = Pin 7

D103
54/7482



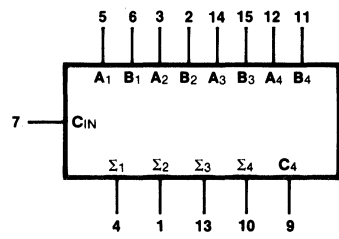
VCC = Pin 4
GND = Pin 11
NC = Pin 6, 7, 8, 9

D104
54/7483A, 54LS/74LS83



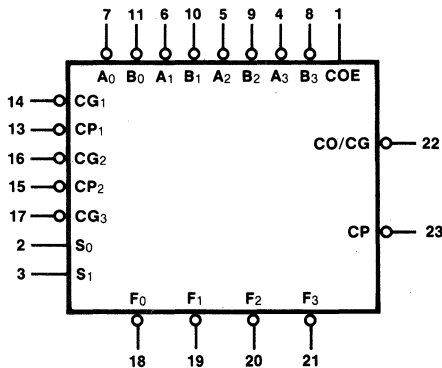
VCC = Pin 5
GND = Pin 12

D105
54/74283, 54LS/74LS283



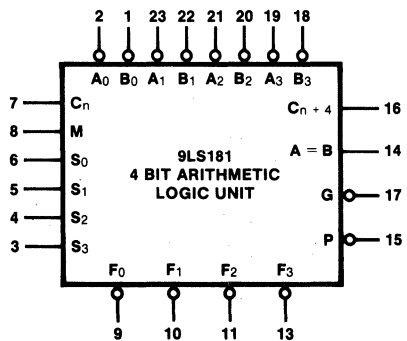
VCC = Pin 16
GND = Pin 8

D106
9340



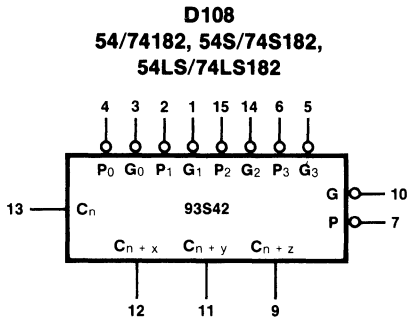
VCC Pin 24
GND = Pin 12

D107
93L41, 93S41/74S181,
54/74181, 54LS/74LS181

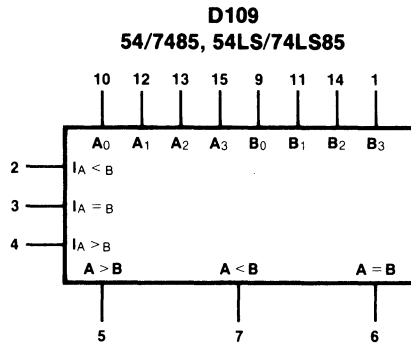


VCC Pin 24
GND = Pin 12

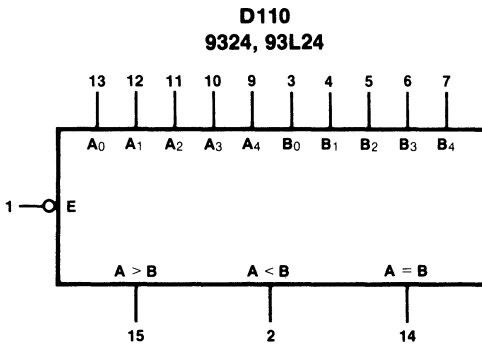
DIGITAL - TTL



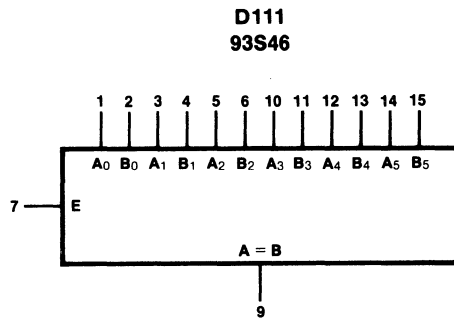
V_{CC} = Pin 16
GND = Pin 8



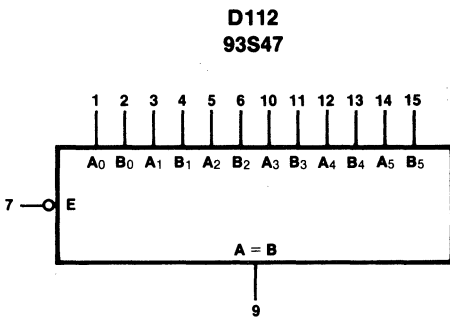
V_{CC} = Pin 16
GND = Pin 8



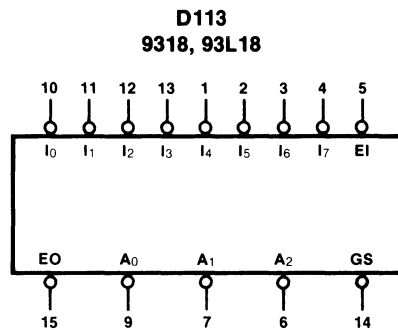
V_{CC} = Pin 16
GND = Pin 8



V_{CC} = Pin 16
GND = Pin 8



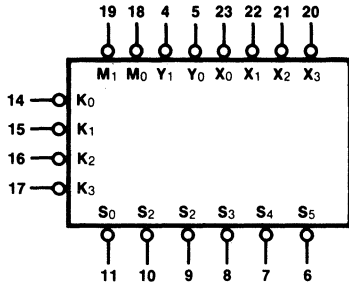
V_{CC} = Pin 16
GND = Pin 8



V_{CC} = Pin 16
GND = Pin 8

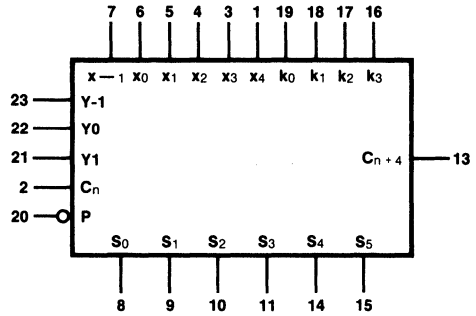
DIGITAL - TTL

D114
9344



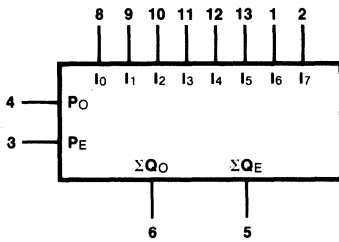
Vcc = Pin 24
GND = Pin 12
NC = Pin 1, 2, 3, 13

D115
93S43



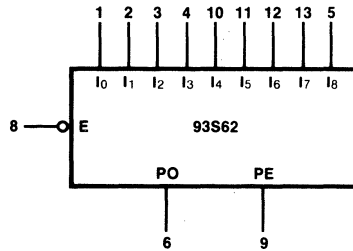
Vcc = Pin 24
GND = 12

D116
54/74180



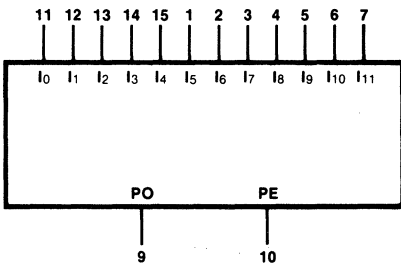
Vcc = Pin 14
GND = Pin 7

D117
93S62



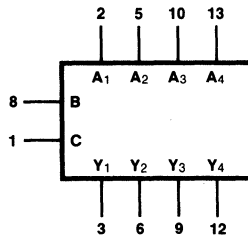
Vcc = Pin 14
GND = Pin 7

D118
9348



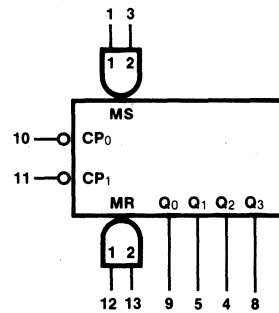
Vcc = Pin 16
GND = Pin 8

D119
93H87/74H87



Vcc = Pin 14
GND = Pin 7

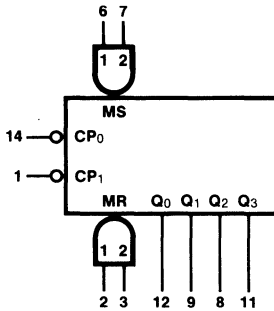
D120
54/74290, 54LS/74LS290



Vcc = Pin 14
GND = Pin 7
NC = Pins 2, 6

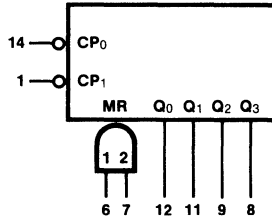
DIGITAL - TTL

D121
54/7490A, 54LS/74LS90



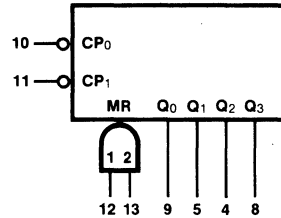
VCC = Pin 5
GND = Pin 10
NC = Pin 4, 13

D122
54/7492, 74LS92



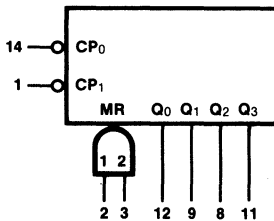
VCC = Pin 5
GND = Pin 10
NC = 2, 3, 4, 13

D123
54/74293, 54LS/74LS293



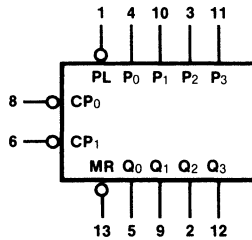
VCC = Pin 14
GND = Pin 7
NC = Pins 1, 2, 3, 6

D124
54/7493A, 54LS/74LS93



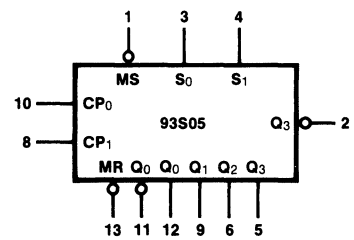
VCC Pin 5
GND = Pin 10
NC = Pins 4, 6, 7, 13

D125
54/74176, 54/74177,
54/74196, 54LS/74LS196,
54/74197, 54LS/74LS197



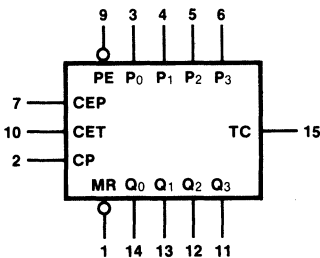
VCC = Pin 14
GND = Pin 7

D126
9305, 93S05



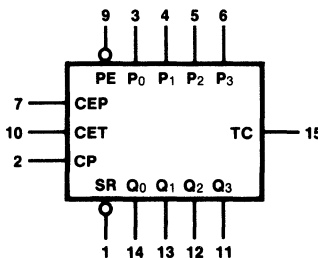
VCC = Pin 14
GND = Pin 7

D127
9310, 93L10, 93S10,
9316, 93L16, 93S16
54/74160, 54LS/74LS160,
54/74161, 54LS/74LS161



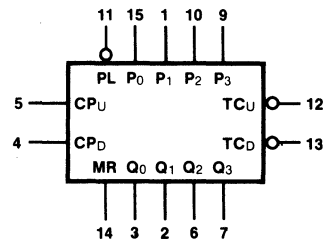
VCC = Pin 16
GND = Pin 8

D128
54/74162, 54LS/74LS162,
54/74163, 54LS/74LS163



VCC = Pin 16
GND = Pin 8

D129
54/74192, 54LS/74LS192,
54/74193, 54LS/74LS193

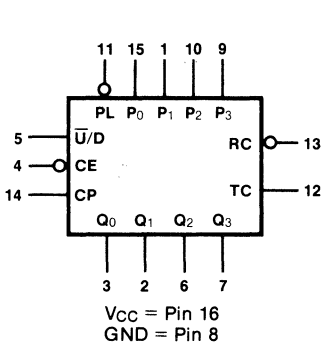


VCC = Pin 16
GND = Pin 8

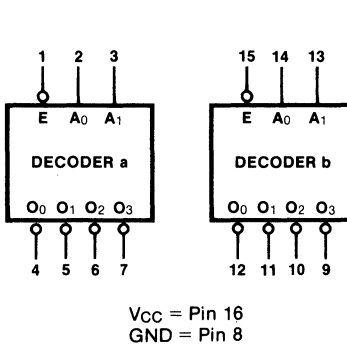
FAIRCHILD LOGIC/CONNECTION DIAGRAMS

DIGITAL - TTL

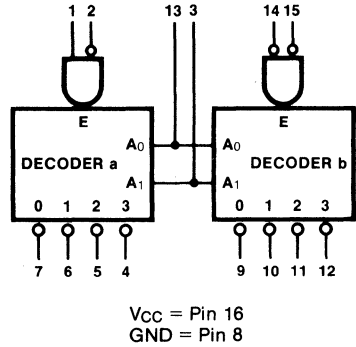
D130
54/74190, 74LS190
54/74191, 74LS191



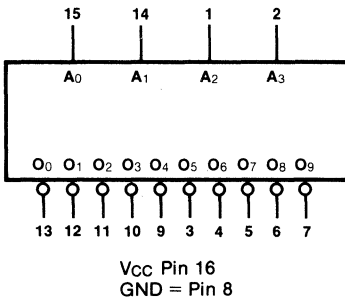
D131
9321, 93L21,
54/74S139, 54LS/74LS139



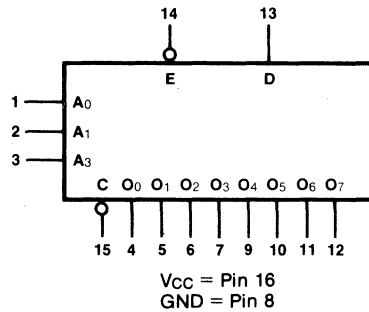
D132
54/74155, 54LS/74LS155
54/74156, 54LS/74LS156



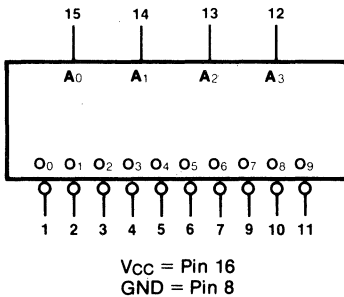
D133
9301, 93L01, 9302



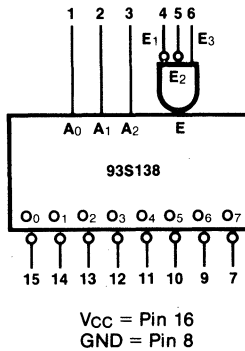
D134
9334, 93L34, 54LS/74LS259



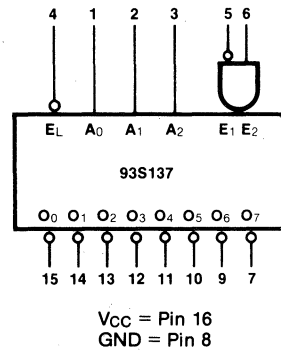
D135
54/7442, 54LS/74LS42,
54/7443, 54/7444, 54/7445
54/74145, 54LS/74LS145



D136
54S/74S138, 54LS/74LS138

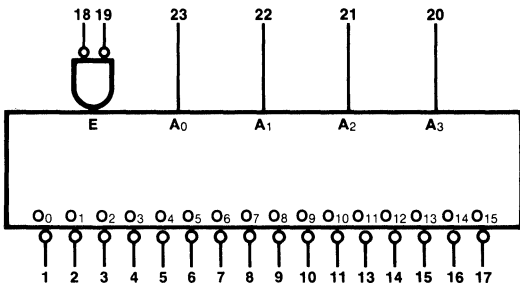


D137
93S137



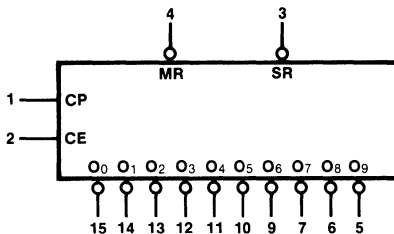
DIGITAL - TTL

D138
9311, 93L11, 54/74154



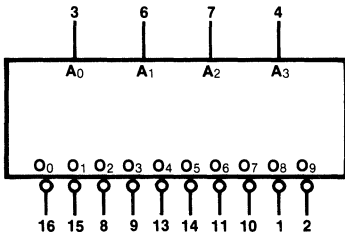
V_{CC} = Pin 24
GND = Pin 12

D139
9319, 9320



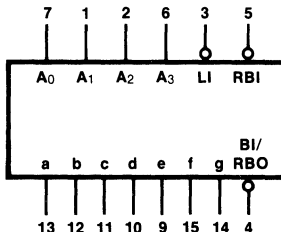
V_{CC} = Pin 16
GND = Pin 8

D140
9315
54/7441, 74141



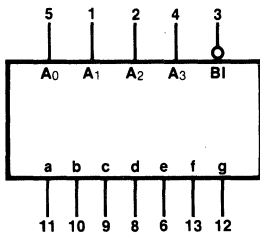
V_{CC} = Pin 5
GND = Pin 12

D141
9307, 54/7448,
54LS/74LS48, 54LS/74LS248
54LS/74LS249



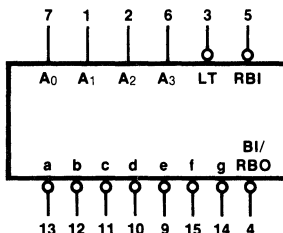
V_{CC} = Pin 16
GND = Pin 8

D142
54/7449, 54LS/74LS49



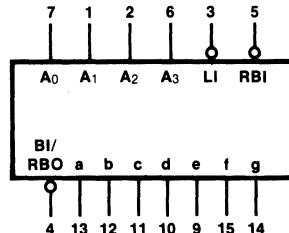
V_{CC} = Pin 14
GND = Pin 7

D143
9317B, 9317C, 54/7446,
54/7447, 54LS/74LS47,
54LS/74LS247



V_{CC} = Pin 16
GND = Pin 8

D144
9368

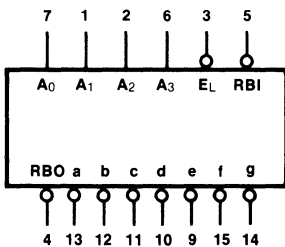


V_{CC} = Pin 16
GND = Pin 8

FAIRCHILD LOGIC/CONNECTION DIAGRAMS

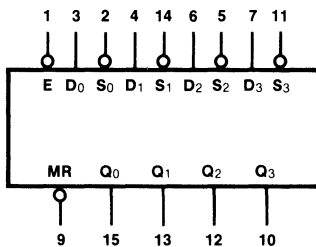
DIGITAL - TTL

D145
9370, 9374



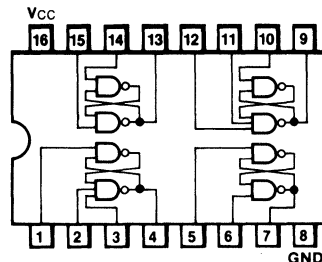
Vcc = Pin 16
GND = Pin 8

D146
9314, 93L14

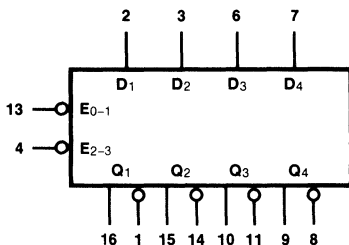


Vcc = Pin 16
GND = Pin 8

D147
54/74279, 54LS/74LS279

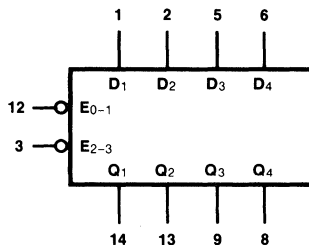


D148
54/7475, 54LS/74LS75



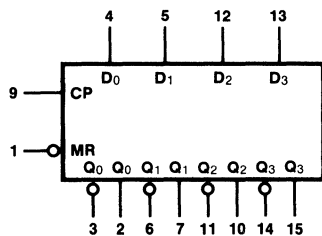
Vcc = Pin 5
GND = Pin 12

D149
54/7477, 54LS/74LS77



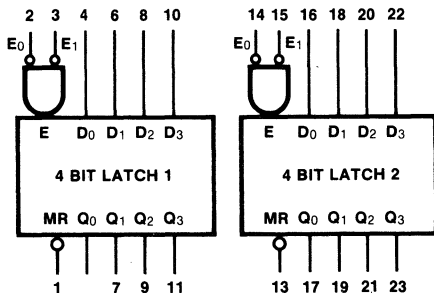
Vcc = Pin 4
GND = Pin 11
NC = Pins 7, 10

D150
54/74175, 54S/74S175,
54LS/74LS175



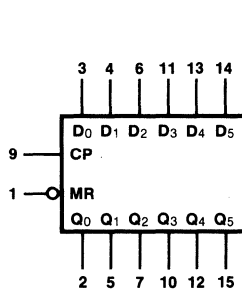
Vcc = Pin 16
GND = Pin 8

D151
9308, 93L08, 54/74116




Vcc = Pin 24
GND = Pin 12

D152
54/74174, 54S/74S174,
54LS/74LS174



Vcc = Pin 16
GND = Pin 8

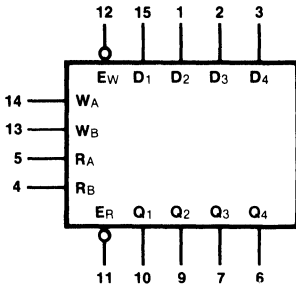
D153
9338, 93L38



Vcc = Pin 16
GND = Pin 8

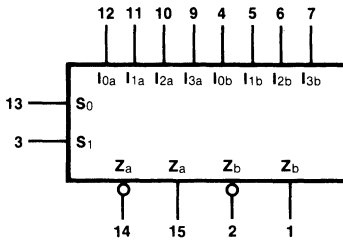
DIGITAL - TTL

D154
54/74170, 54LS/74LS170,
54LS/74LS670



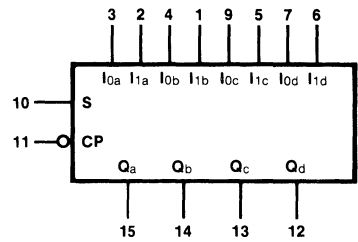
VCC = Pin 16
GND = Pin 8

D155
9309, 93L09



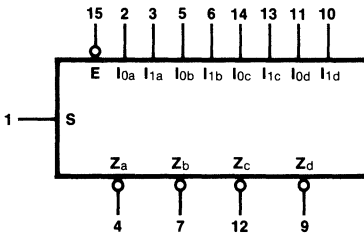
VCC = Pin 16
GND = Pin 8

D156
54/74298, 54LS/74LS298



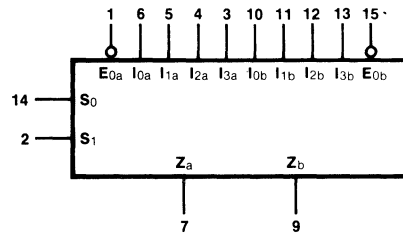
VCC = Pin 16
GND = Pin 8

D157
9322, 93L22, 54/74157,
54S/74S157, 54LS/74LS157, 54S/74S158,
54LS/74LS158, 54S/74S257, 54LS/74LS257,
54S/74S258, 54LS/74LS258



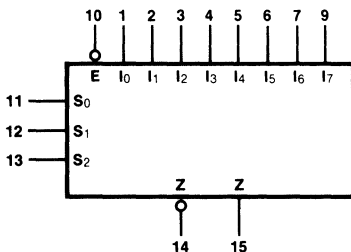
VCC = Pin 16
GND = Pin 8

D158
54/74153, 54S/74S153, 54LS/74LS153,
54S/74S253, 54LS/74LS253



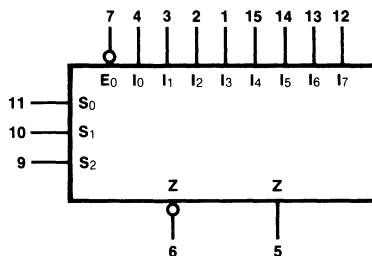
VCC = Pin 16
GND = Pin 8

D159
9312, 93L12, 93S12, 9313



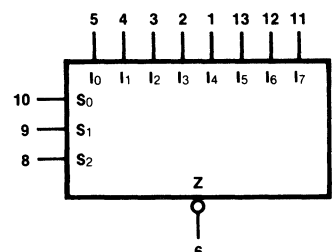
VCC = Pin 16
GND = Pin 8

D160
54/74151A, 54S/74S151,
54LS/74LS151, 54S/74S251,
54LS/74LS251



VCC = Pin 16
GND = Pin 8

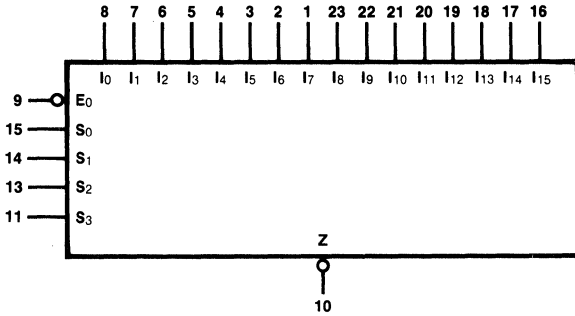
D161
54/74152A, 54LS/74LS152



VCC = Pin 14
GND = Pin 7

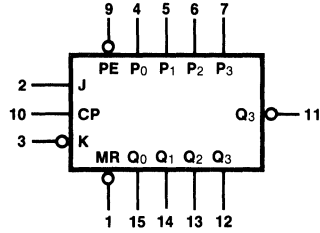
DIGITAL - TTL

D162
54/74150



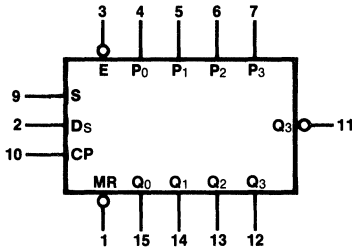
VCC = Pin 24
GND = Pin 10

D163
9300, 93H00, 93L00, 93S00,
54/74195, 54LS/74LS195



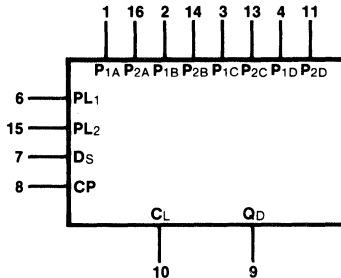
VCC = Pin 16
GND = Pin 8

D164
93H72



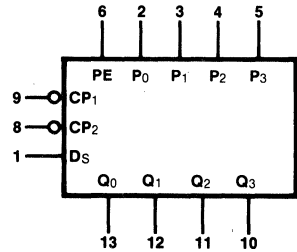
VCC = Pin 16
GND = Pin 8

D165
54/7494



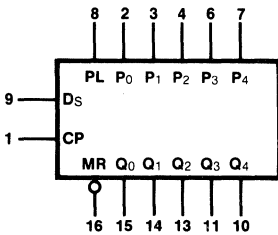
VCC = Pin 5
GND = Pin 12

D166
54/7495, 54LS/74LS95,
54LS/74LS95B



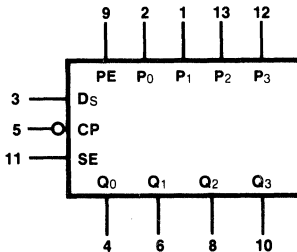
VCC = Pin 14
GND = Pin 7

D167
54/7496



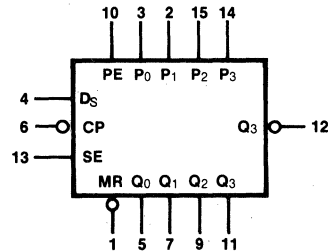
VCC = Pin 5
GND = Pin 12

D168
54/74178



VCC = Pin 14
GND = Pin 7

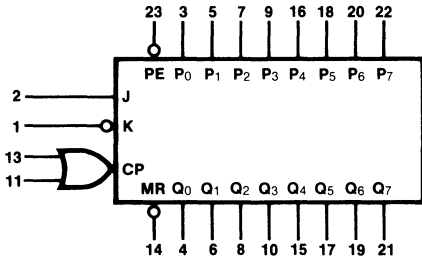
D169
54/74179



VCC = Pin 16
GND = Pin 8

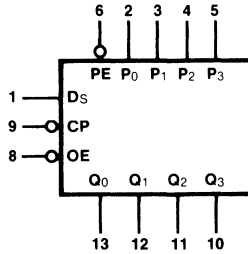
DIGITAL - TTL

D170
54/74199



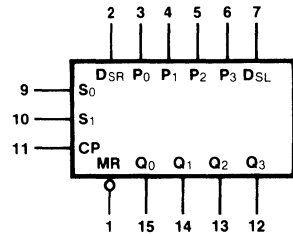
V_{CC} = Pin 24
GND = Pin 12

D171
54LS/74LS295, 54LS/74LS295A



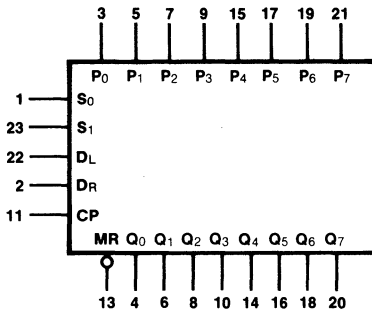
V_{CC} = Pin 14
GND = Pin 7

D172
54/74194, 54S/74S194,
54LS/74LS194



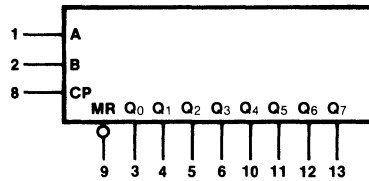
V_{CC} = Pin 16
GND = Pin 8

D173
54/74198



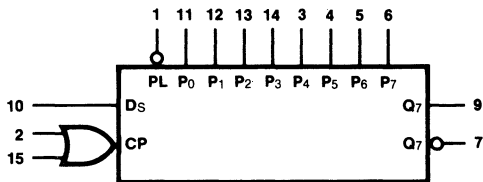
V_{CC} = Pin 24
GND = Pin 12

D174
54/74164, 54LS/74LS164



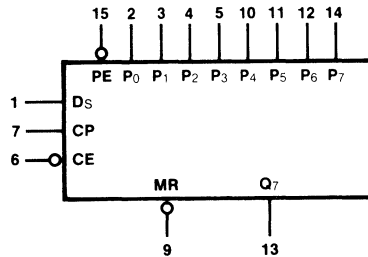
V_{CC} = Pin 14
GND = Pin 7

D175
54/74165, 54LS/74LS165



V_{CC} = Pin 16
GND = Pin 8

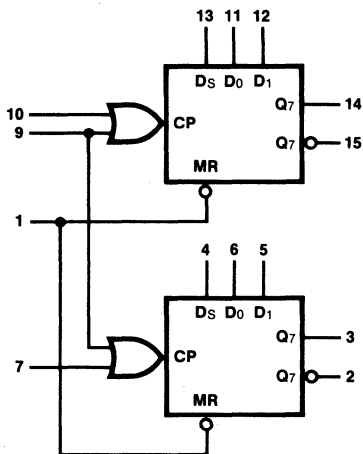
D176
54/74166



V_{CC} = Pin 16
GND = Pin 8

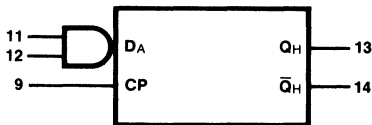
DIGITAL - TTL

D177
9328, 93L28



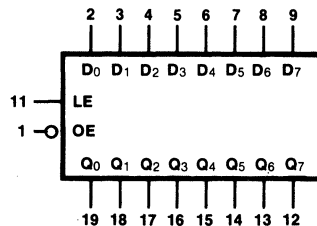
VCC = Pin 16
GND = Pin 8

D178
54/7491



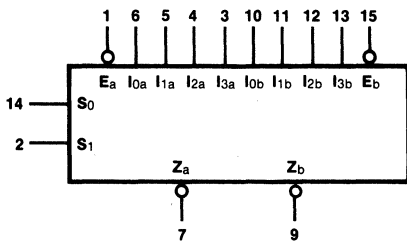
VCC = Pin 5
GND = Pin 10

D179
54LS/74LS573



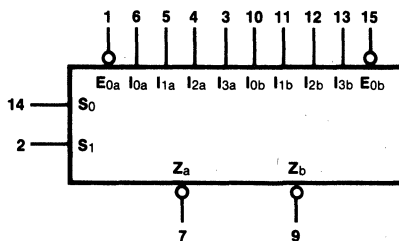
VCC = Pin 20
GND = Pin 10

D180
54LS/74LS352



VCC = Pin 16
GND = Pin 8

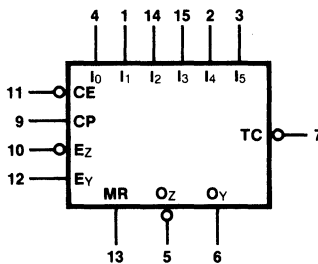
D181
54LS/74LS353



VCC = Pin 16
GND = Pin 8

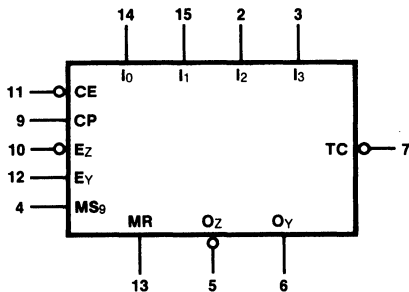
DIGITAL - TTL

D187
9397, 7497



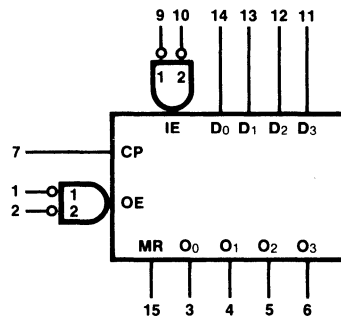
Vcc = Pin 16
GND = Pin 8

D188
93167, 74167



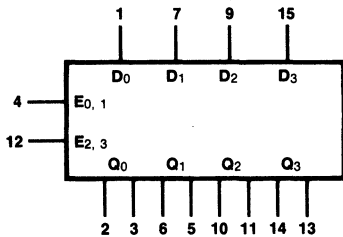
Vcc = Pin 16
GND = Pin 8

D189
54LS/74LS173



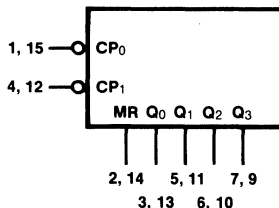
Vcc = Pin 16
GND = Pin 8

D190
54LS/74LS375



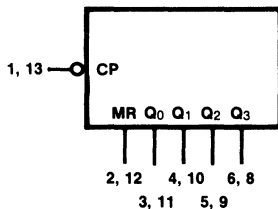
Vcc = Pin 16
GND = Pin 8

D194
54LS/74LS390 (each half)



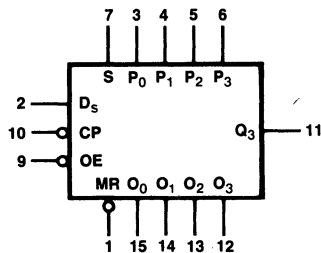
Vcc = Pin 16
GND = Pin 8

D195
54LS/74LS393 (each half)



Vcc = Pin 14
GND = Pin 7

D196
54LS/74LS395

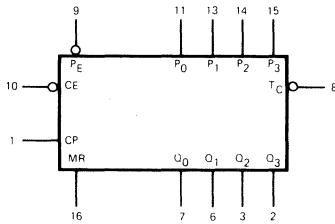


Vcc = Pin 16
GND = Pin 8

13

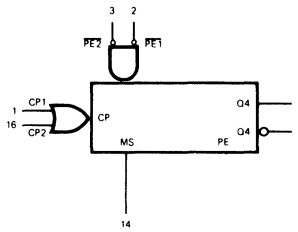
DIGITAL-ECL

E1
95H16



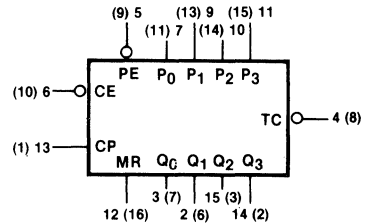
VCC = Pin 4
VCCA = Pin 5
VEE = Pin 12

E2
95H90/95H91



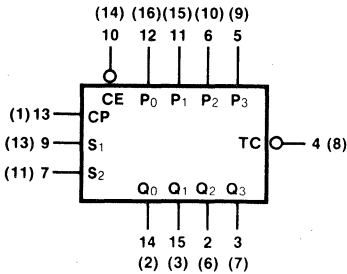
VCC = Pin 4
VCCA = Pin 5
VEE = Pin 12

E3
95010/95016/10010/10016




VCC1 = Pin 1 (5)
VCC2 = Pin 16 (4)
VEE = Pin 8 (12)
() = Flatpak

E4
10136/10137
10536/10537



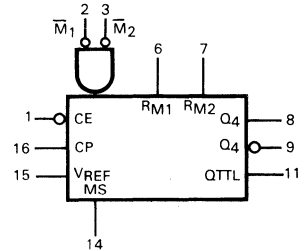
VCC1 = Pin 1 (5)
VCC2 = Pin 16 (4)
VEE = Pin 8 (12)
() = Flatpak

E5
11C05



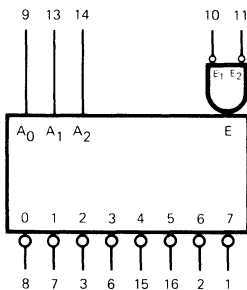
VCC = Pin 14
VEE = Pin 7
Bias Filter = Pin 6

E6
11C90



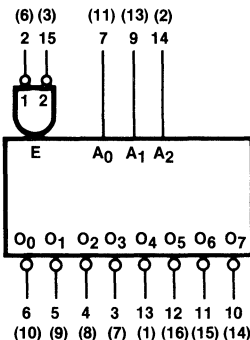
VCC = Pin 4, VCCA = Pin 5
VEE = Pin 12, VEE = Pin 13 (TTL)

E7
9538



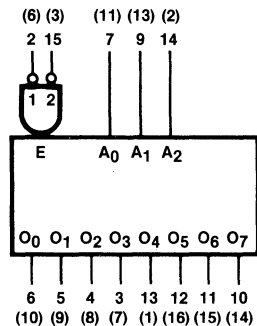
VCC = Pin 4
VCCA = Pin 5
VEE = Pin 12

E8
10161/10561



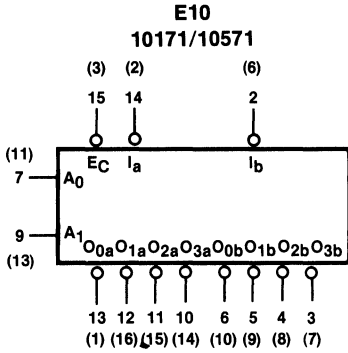
VCC1 = Pin 1 (5)
VCC2 = Pin 16 (4)
VEE = Pin 8 (12)
() = Flatpak

E9
10162/10562

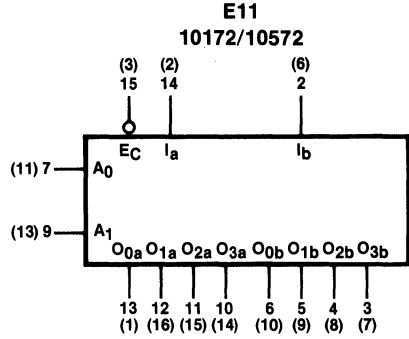


VCC1 = Pin 1 (5)
VCC2 = Pin 16 (4)
VEE = Pin 8 (12)
() = Flatpak

DIGITAL-ECL

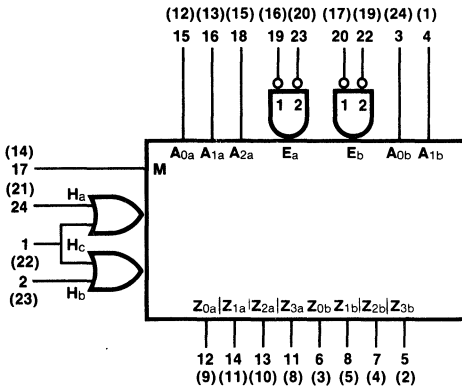


VCC1 = Pin 1 (5)
VCC2 = Pin 16 (4)
VEE = Pin 8 (12)
() = Flatpak

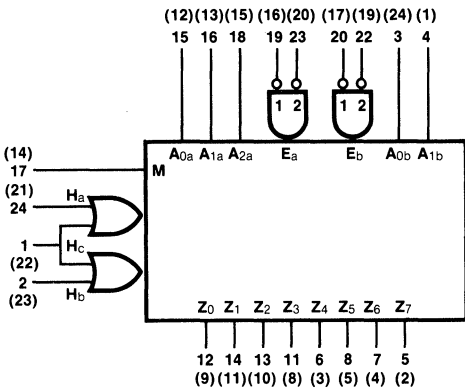


VCC1 = Pin 1 (5)
VCC2 = Pin 16 (4)
VEE = Pin 8 (12)
() = Flatpak

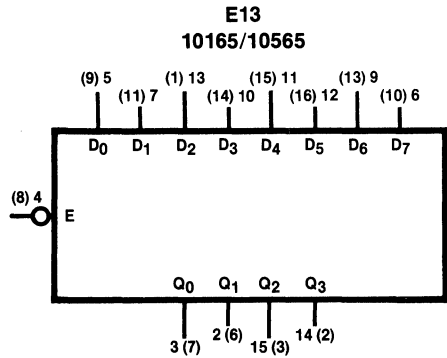
E12
100170
Single 1-of-8 Application



Dual 1-of-4 Application



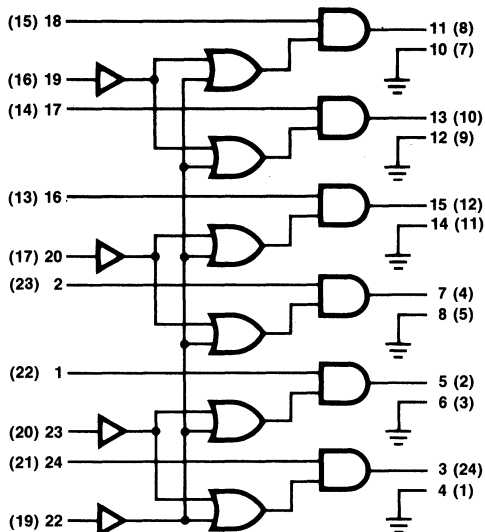
VCC = Pin 9 (6)
VCCA = Pins 8, (5), 10 (7)
VEE = Pin 21 (18)
() = DIP



VCC1 = Pin 1 (5)
VCC2 = Pin 16 (4)
VEE = Pin 8 (12)
() = Flatpak

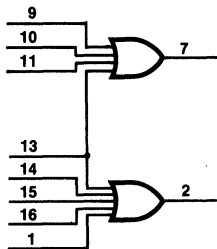
DIGITAL-ECL

E14
100123



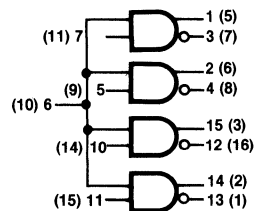
VCC = Pin 9 (6)
VEE = Pin 21 (18)
() = DIP

E15
9595



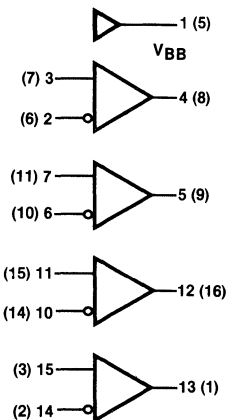
VCC = Pin 5
VCCA = Pin 6
VEE = Pin 12
GND = Pin 4

E16
95124/10124/10524



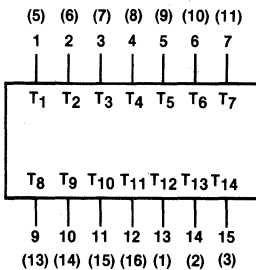
VCC = Pin 9 (13)
VEE = Pin 8 (12)
GND = Pin 16 (4)
() = Flatpak

E17
10125/10525



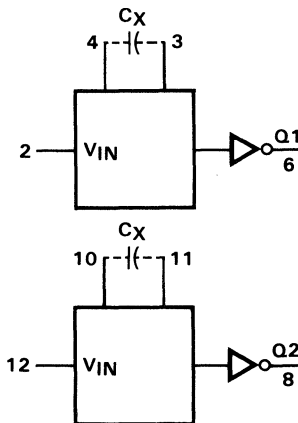
VCC = Pin 9 (13)
VEE = Pin 8 (12)
GND = Pin 16 (4)
() = Flatpak

E18
10014



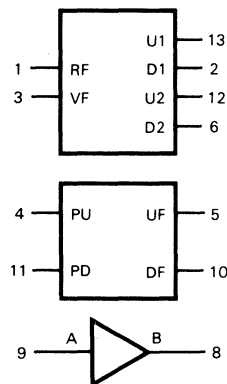
VCC = Pin 16 (4)
VEE = Pin 8 (12)
() = Flatpak

E19
11C24



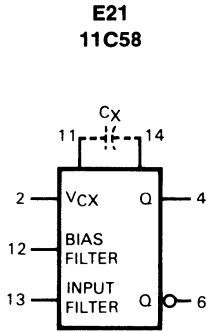
VCC (VCM) = Pins 1, 13
VCC (Buffer) = Pin 14
GND (VCM) = Pins 5, 9
GND (BUFFER) = Pin 7

E20
11C44

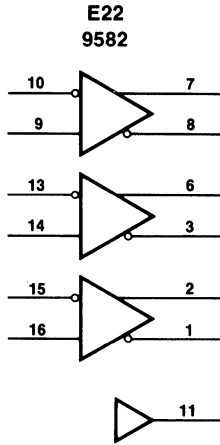


VCC = Pin 14
GND = Pin 7

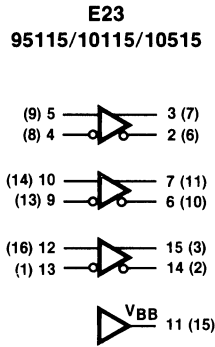
DIGITAL-ECL



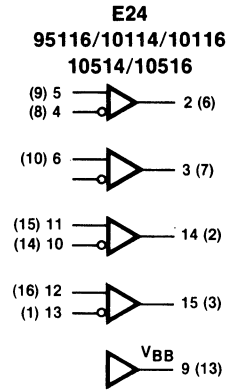
VCC1 = Pin 1
VCC2 = Pin 5
VEE = Pin 8



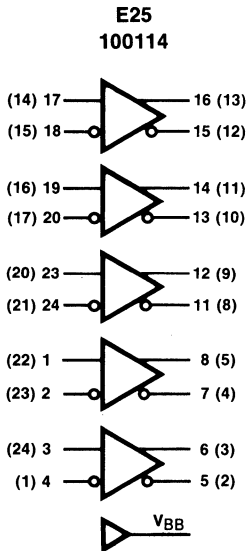
VCC1 = Pin 4
VCC2 = Pin 5
VEE = Pin 12



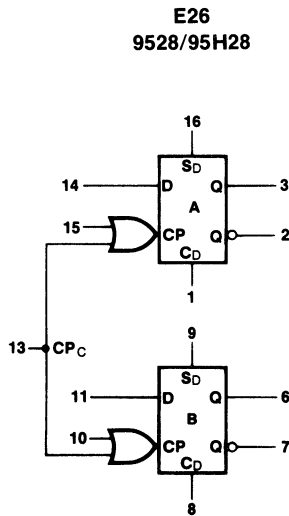
VCC1 = Pin 1 (5)
VCC2 = Pin 16 (4)
VEE = Pin 8 (12)
() = Flatpak



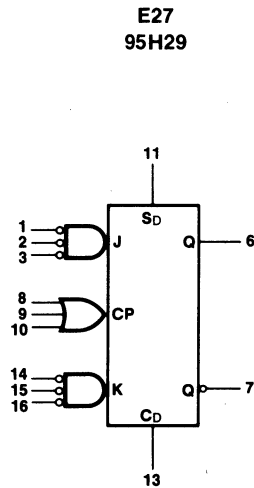
VCC1 = Pin 1 (5)
VCC2 = Pin 16 (4)
VEE = Pin 8 (12)
() = Flatpak



VCC = Pin 9 (6)
VCCA = Pin 10 (7)
VEE = Pin 21 (18)
() = DIP



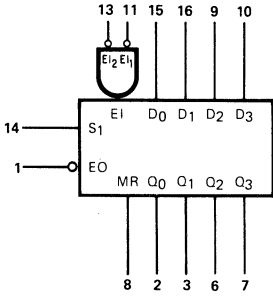
VCC = Pin 4
VCCA = Pin 5
VEE = Pin 12



VCC = Pin 4
VCCA = Pin 5
VEE = Pin 12

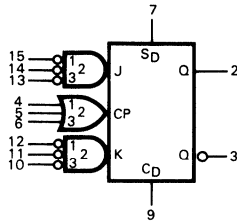
DIGITAL-ECL

E28
9534



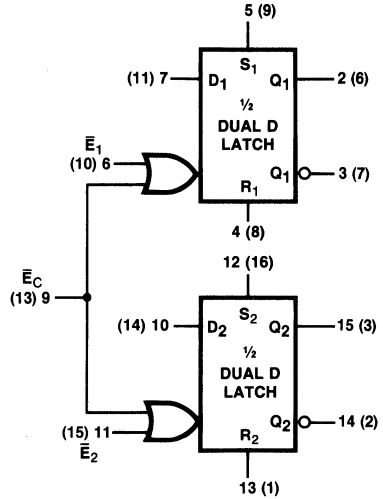
VCC = Pin 4
VCCA = Pin 5
VEE = Pin 12

E29
95029



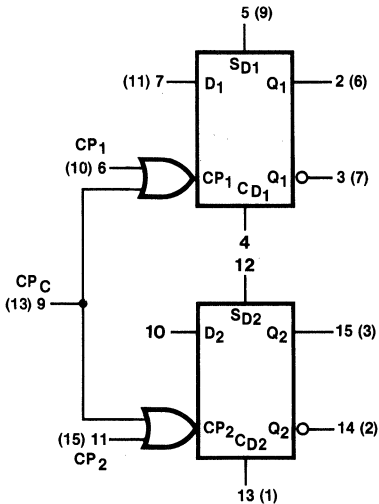
VCC1 = Pin 1
VCC2 = Pin 16
VEE = Pin 8

E30
95130/10130/10530



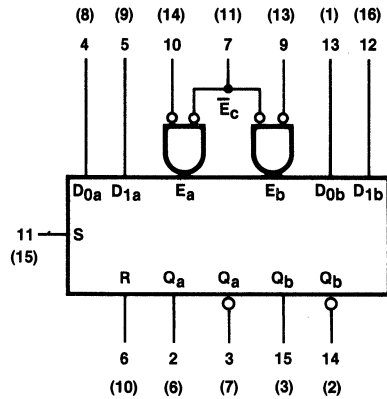
VCC1 = Pin 1 (5)
VCC2 = Pin 16 (4)
VEE = Pin 8 (12)
() = Flatpak

E31
95231/10231/10131
10531/10631



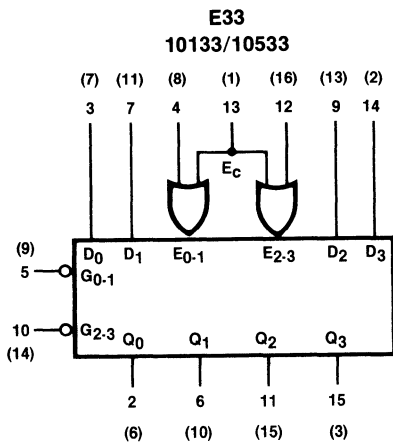
VCC1 = Pin 1 (5)
VCC2 = Pin 16 (4)
VEE = Pin 8 (12)
() = Flatpak

E32
10132/10532

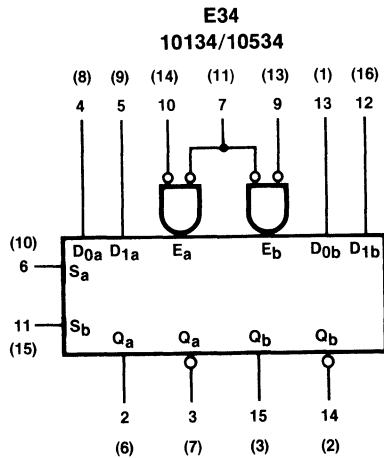


VCC1 = Pin 1 (5)
VCC2 = Pin 16 (4)
VEE = Pin 8 (12)
() = Flatpak

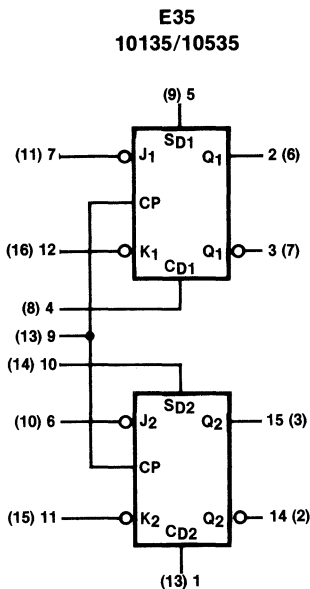
DIGITAL-ECL



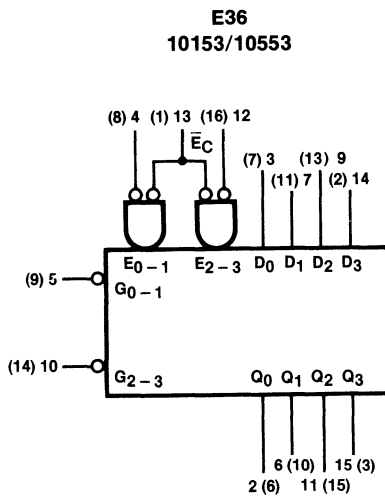
V_{CC1} = Pin 1 (5)
V_{CC2} = Pin 16 (4)
V_{EE} = Pin 8 (12)
() = Flatpak



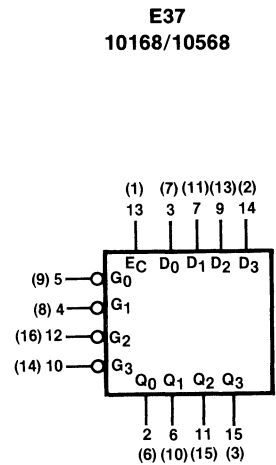
V_{CC1} = Pin 1 (5)
V_{CC2} = Pin 16 (4)
V_{EE} = Pin 8 (12)
() = Flatpak



V_{CC1} = Pin 1 (5)
V_{CC2} = Pin 16 (4)
V_{EE} = Pin 8 (12)
() = Flatpak



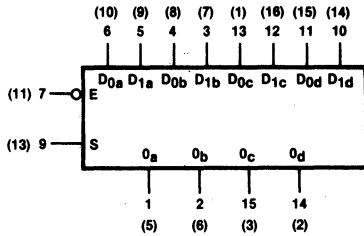
V_{CC1} = Pin 1 (5)
V_{CC2} = Pin 16 (4)
V_{EE} = Pin 8 (12)
() = Flatpak



V_{CC1} = Pin 1 (5)
V_{CC2} = Pin 16 (4)
V_{EE} = Pin 8 (12)
() = Flatpak

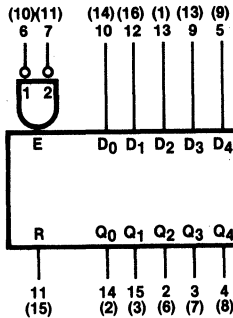
DIGITAL-ECL

E38
10173/10573



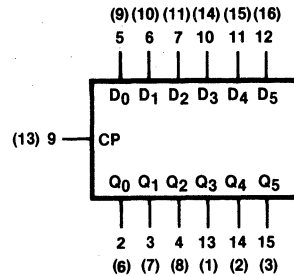
VCC = Pin 16 (4)
VEE = Pin 8 (12)
() = Flatpak

E39
10175/10575



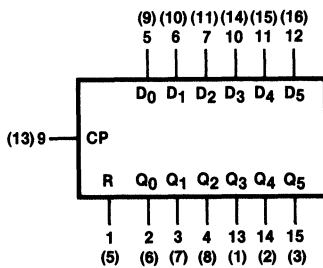
VCC1 = Pin 1 (5)
VCC2 = Pin 16 (4)
VEE = Pin 8 (12)
() = Flatpak

E40
10176/10576



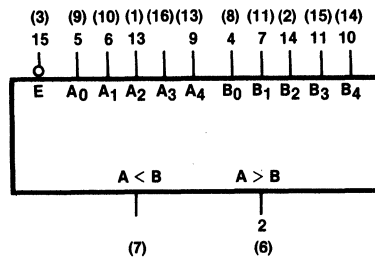
VCC1 = Pin 1 (5)
VCC2 = Pin 16 (4)
VEE = Pin 8 (12)
() = Flatpak

E41
10186/10586



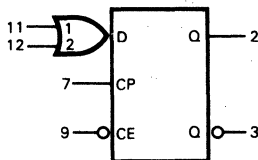
VCC = Pin 16 (4)
VEE = Pin 8 (12)
() = Flatpak

E42
10166/10566



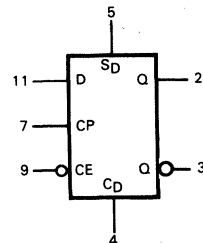
VCC1 = Pin 1 (5)
VCC2 = Pin 16 (4)
VEE = Pin 8 (12)
() = Flatpak

E43
11C06



VCC1 = Pin 1
VCC2 = Pin 16
VEE = Pin 8

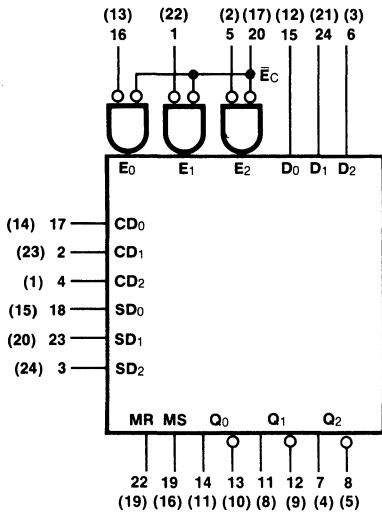
E44
11C70



VCC1 = Pin 1
VCC2 = Pin 16
VEE = Pin 8

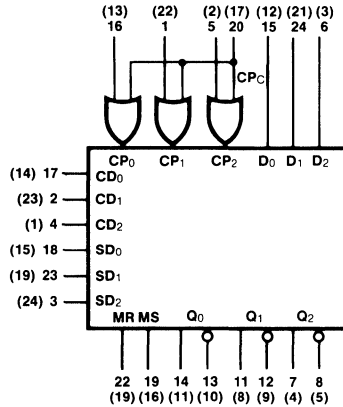
DIGITAL-ECL

E45
100130



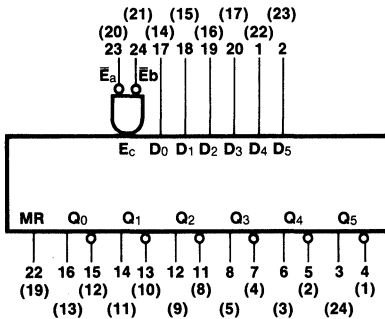
VCC = Pin 9 (6)
VCCA = Pin 10 (7)
VEE = Pin 21 (18)
() = DIP

E46
100131



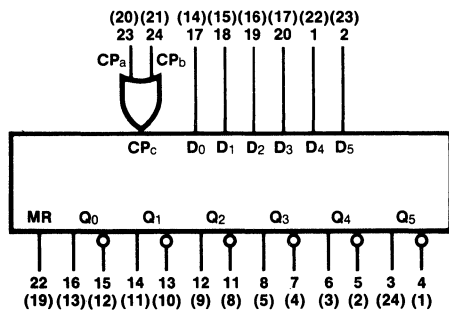
VCC = Pin 9 (6)
VCCA = Pin 10 (7)
VEE = Pin 21 (18)
() = DIP

E47
100150



VCC = Pin 9 (6)
VCCA = Pin 10 (7)
VEE = Pin 21 (18)
() = DIP

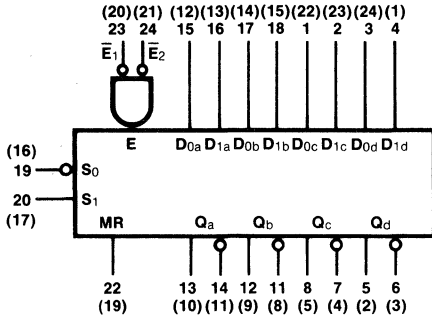
E48
100151



VCC = Pin 9 (6)
VCCA = Pin 10 (7)
VEE = Pin 21 (18)
() = DIP

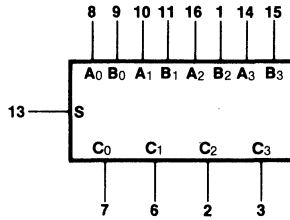
DIGITAL-ECL

E49
100155



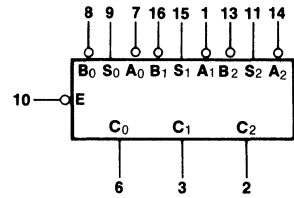
VCC = Pin 9 (6)
VCCA = Pin 10 (7)
VEE = Pin 21 (18)
() = DIP

E50
9579



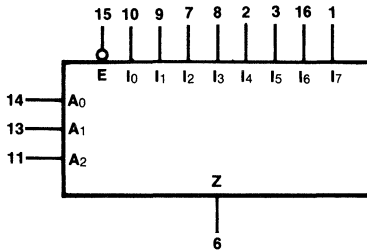
VCC = Pin 4
VCCA = Pin 5
VEE = Pin 12

E51
9580



VCC = Pin 4
VCCA = Pin 5
VEE = Pin 12

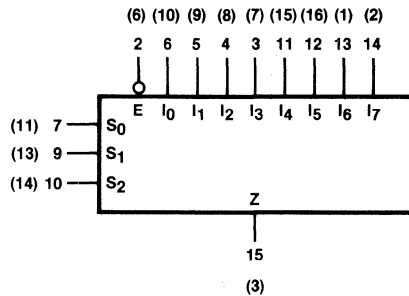
E52
9581



VCC = Pin 4
VCCA = Pin 5
VEE = Pin 12

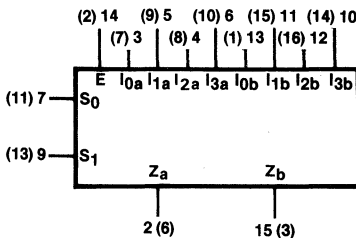
E53

10164/10564



VCC1 = Pin 1 (5)
VCC2 = Pin 16 (4)
VEE = Pin 8 (12)
() = Flatpak

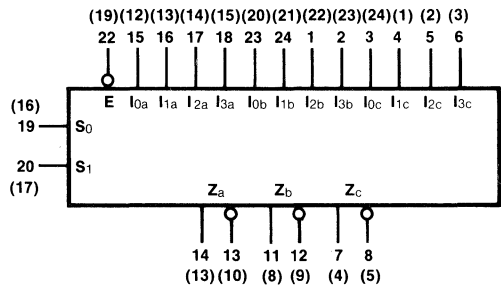
E54
10174/10574



VCC1 = Pin 1 (5)
VCC2 = Pin 16 (4)
VEE = Pin 8 (12)
() = Flatpak

E55

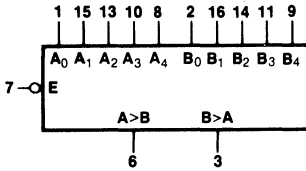
100171



VCC = Pin 9 (6)
VCCA = Pin 10 (7)
VEE = Pin 21 (18)
() = DIP

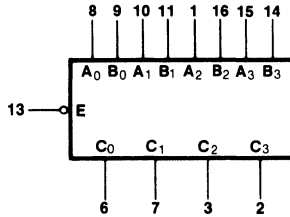
DIGITAL-ECL

E56
95H55



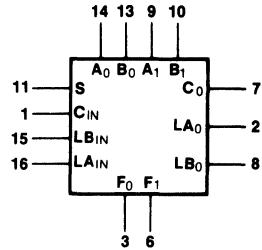
VCC = Pin 4
VCCA = Pin 5
VEE = Pin 12

E57
9578



VCC = Pin 4
VCCA = Pin 5
VEE = Pin 12

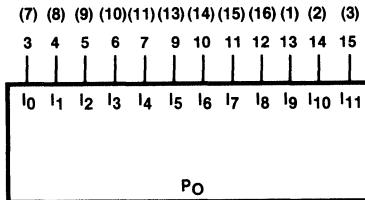
E58
95H84



VCC = GND = Pins 4, 5
VEE = Pin 12

E59

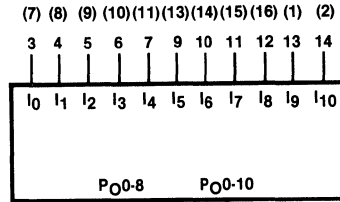
10160/10560



() = Flatpak
VCC1 = Pin 1 (5)
VCC2 = Pin 16 (4)
VEE = Pin 8 (12)

E60

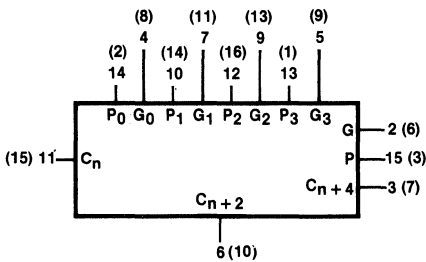
10170/10570



() = Flatpak
VCC1 = Pin 1 (5)
VCC2 = Pin 16 (4)
VEE = Pin 8 (12)

E61

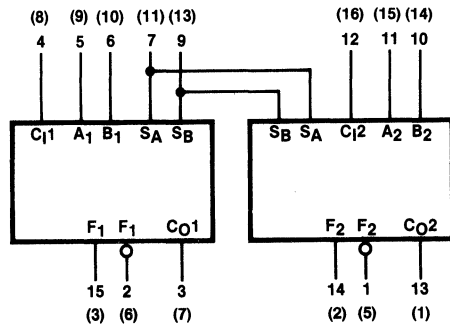
10179/10579



() = Flatpak
VCC1 = Pin 1 (5)
VCC2 = Pin 16 (4)
VEE = Pin 8 (12)

E62

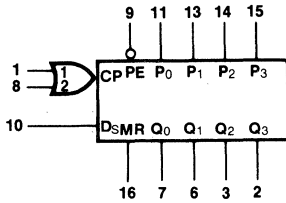
10180/10580



() = Flatpak
VCC = Pin 16 (4)
VEE = Pin 8 (12)

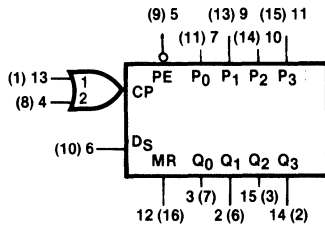
DIGITAL-ECL

E63
95H00



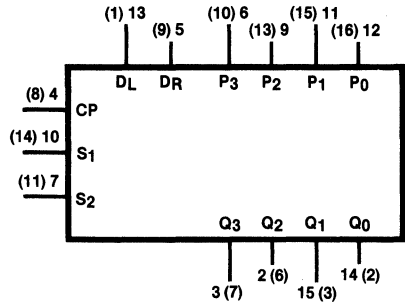
VCC = Pin 4
VCCA = Pin 5
VEE = Pin 12

E64
95000/10000



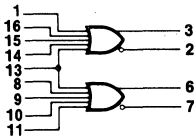
VCC1 = Pin 1 (5)
VCC2 = Pin 16 (4)
VEE = Pin 8 (12)
() = Flatpak

E65
10141/10541



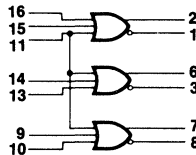
VCC1 = Pin 1 (5)
VCC2 = Pin 16 (4)
VEE = Pin 8 (12)
() = Flatpak

E66
9502/95H02/
95H22/95L22



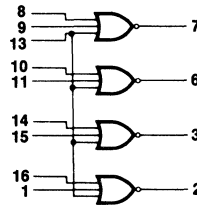
VCC = Pin 4
VCCA = Pin 5
VEE = Pin 12

E67
9503/95H03/
95H23/95L23



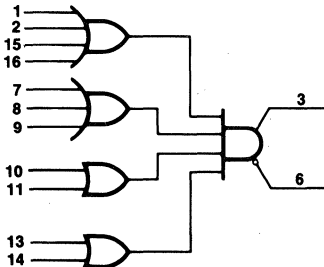
VCC = Pin 4
VCCA = Pin 5
VEE = Pin 12

E68
9504/95H04/
95H24/95L24



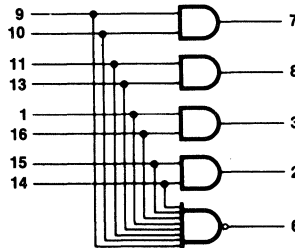
VCC = Pin 4
VCCA = Pin 5
VEE = Pin 12

E69
9505



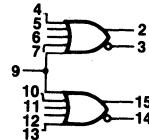
VCC = Pin 4
VCCA = Pin 5
VEE = Pin 12

E70
9507



VCC = Pin 4
VCCA = Pin 5
VEE = Pin 12

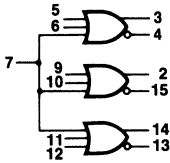
E71
95002



VCC1 = Pin 1
VCC2 = Pin 16
VEE = Pin 8

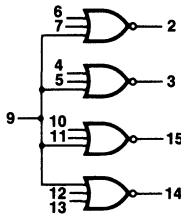
DIGITAL-ECL

E72
95003



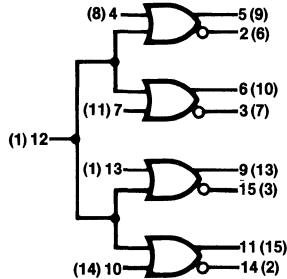
VCC1 = Pin 1
VCC2 = Pin 16
VEE = Pin 8

E73
95004



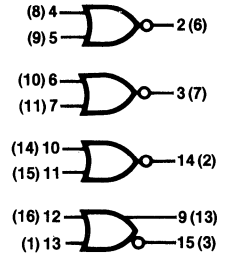
VCC1 = Pin 1
VCC2 = Pin 16
VEE = Pin 8

E74
95101/10101/10501



VCC1 = Pin 1 (5)
VCC2 = Pin 16 (4)
VEE = Pin 8 (12)
() = Flatpak

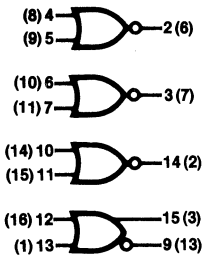
E75
95102/10102/10502



VCC1 = Pin 1 (5)
VCC2 = Pin 16 (4)
VEE = Pin 8 (12)
() = Flatpak

E76

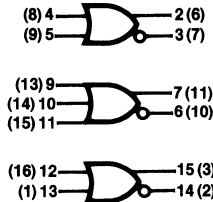
95103/10103/10503



VCC1 = Pin 1 (5)
VCC2 = Pin 16 (4)
VEE = Pin 8 (12)
() = Flatpak

E77

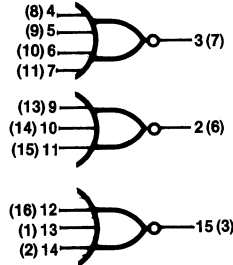
95105/10105/10505



VCC1 = Pin 1 (5)
VCC2 = Pin 16 (4)
VEE = Pin 8 (12)
() = Flatpak

E78

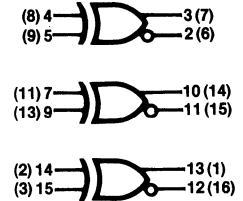
95106/10106/10506
10123/10523



VCC1 = Pin 1 (5)
VCC2 = Pin 16 (4)
VEE = Pin 8 (12)
() = Flatpak

E79

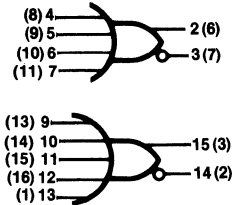
95107/10107/10507



VCC1 = Pin 1 (5)
VCC2 = Pin 16 (4)
VEE = Pin 8 (12)
() = Flatpak

E80

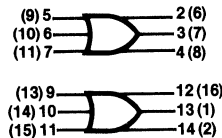
95109/10109/10509



VCC1 = Pin 1 (5)
VCC2 = Pin 16 (4)
VEE = Pin 8 (12)
() = Flatpak

E81

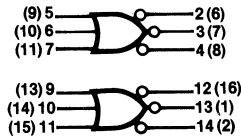
95110/10110/10210
10510/10610



VCC1 = Pin 1 (5)
VCC2 = Pin 16 (4)
VEE = Pin 8 (12)
() = Flatpak

E82

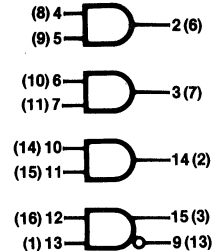
95111/10111/10211
10511/10611



VCC1 = Pin 1 (5)
VCC2 = Pin 16 (4)
VEE = Pin 8 (12)
() = Flatpak

E83

10104/10504

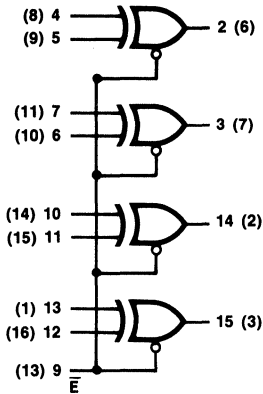


VCC1 = Pin 1 (5)
VCC2 = Pin 16 (4)
VEE = Pin 8 (12)
() = Flatpak

13

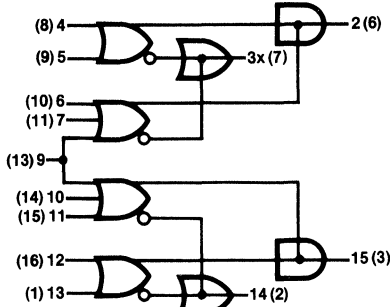
DIGITAL-ECL

E84
10113/10513



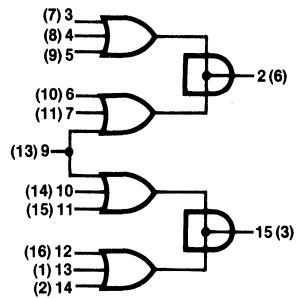
VCC1 = Pin 1 (5)
VCC2 = Pin 16 (4)
VEE = Pin 8 (12)
() = Flatpak

E85
10117/10517



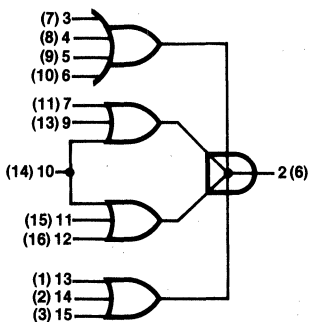
VCC1 = Pin 1 (5)
VCC2 = Pin 16 (4)
VEE = Pin 8 (12)
() = Flatpak

E86
10118/10518



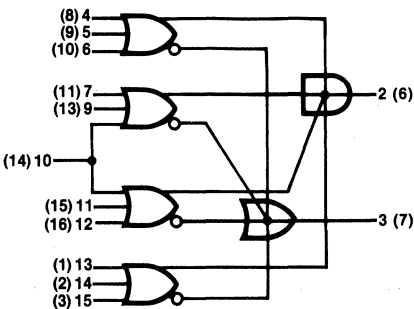
VCC1 = Pin 1 (5)
VCC2 = Pin 16 (4)
VEE = Pin 8 (12)
() = Flatpak

E87
10119/10519



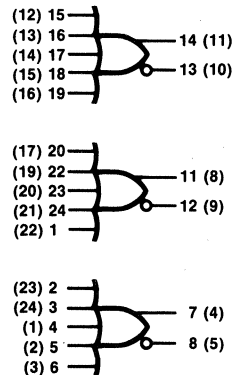
VCC1 = Pin 1 (5)
VCC2 = Pin 16 (4)
VEE = Pin 8 (12)
() = Flatpak

E88
10121/10521



VCC1 = Pin 1 (5)
VCC2 = Pin 16 (4)
VEE = Pin 8 (12)
() = Flatpak

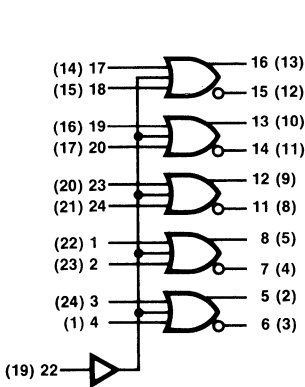
E89
100101



VCC = Pin 9 (6)
VCCA = Pin 10 (7)
VEE = Pin 21 (18)
() = DIP

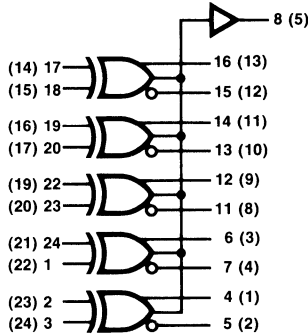
DIGITAL-ECL

E90
100102



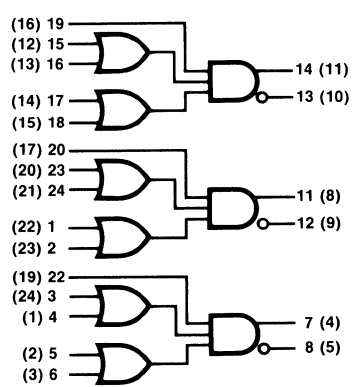
VCC = Pin 9 (6)
VCCA = Pin 10 (7)
VEE = Pin 21 (18)
() = DIP

E91
100107



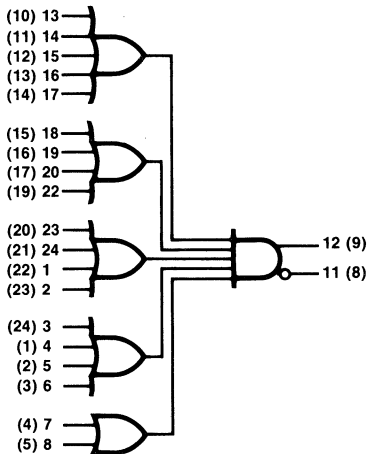
VCC = Pin 9 (6)
VCCA = Pin 10 (7)
VEE = Pin 21 (18)
() = DIP

E92
100117



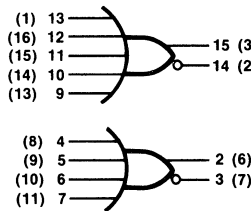
VCC = Pin 9 (6)
VCCA = Pin 10 (7)
VEE = Pin 21 (18)
() = DIP

E93
100118



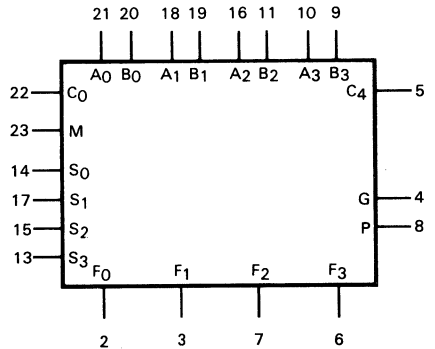
VCC = Pin 9 (6)
VCCA = Pin 10 (7)
VEE = Pin 21 (18)
() = DIP

E94
11C01



VCC1 = Pin 1 (5)
VCC2 = Pin 16 (4)
VEE = Pin 8 (12)
() = Flatpak

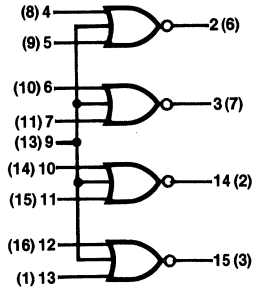
E95
10181/10581



VCC1 = Pin 1 (5)
VCC2 = Pin 16 (4)
VEE = Pin 8 (12)
() = Flatpak

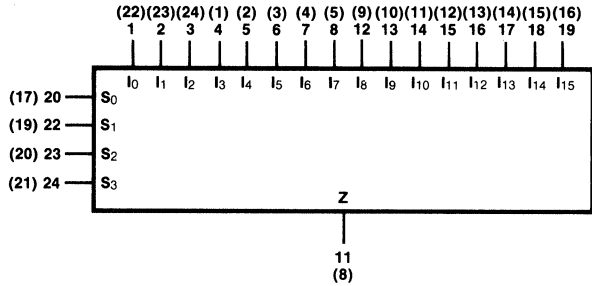
DIGITAL-ECL

E96
10100/10500



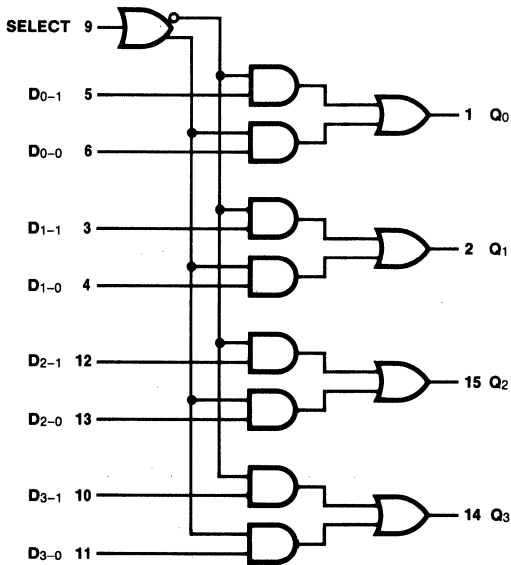
VCC1 = Pin 1 (5)
VCC2 = Pin 16 (4)
VEE = Pin 8 (12)
() = Flatpak

E97
100164



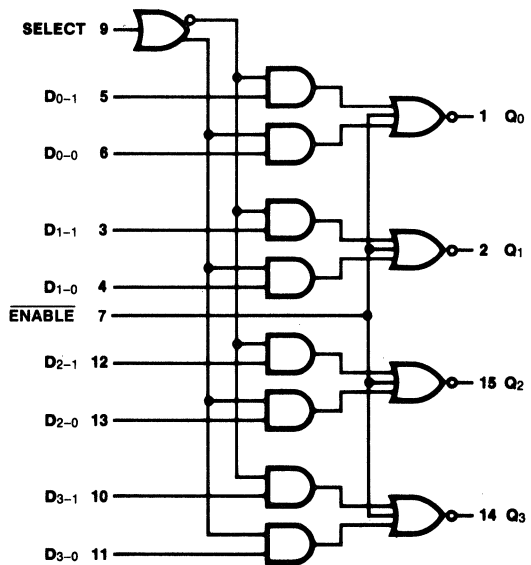
VCC = Pin 9 (6)
VCCA = Pin 10 (7)
VEE = Pin 21 (18)
(·) = DIP

E98
10158/10558



VCC = Pin 16
VEE = Pin 8

E99
10159/10559

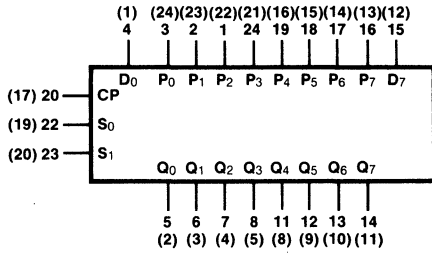


VCC = Pin 16
VEE = Pin 8

FAIRCHILD LOGIC/CONNECTION DIAGRAMS

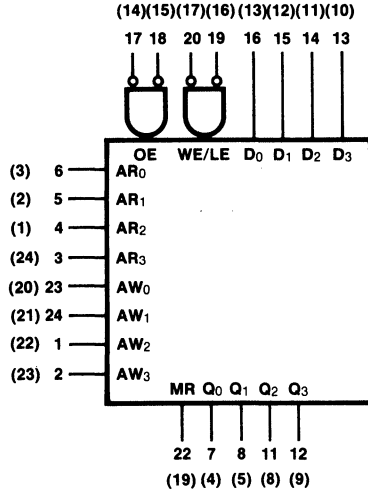
DIGITAL-ECL

E100
100141



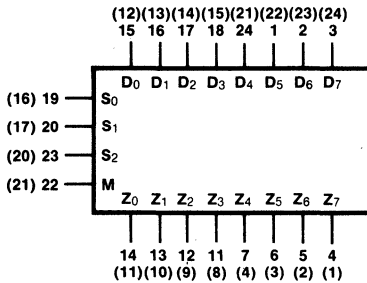
V_{CC} = Pin 9 (6)
V_{CCA} = Pin 10 (7)
V_{EE} = Pin 21 (18)
() = DIP

E101
100145A



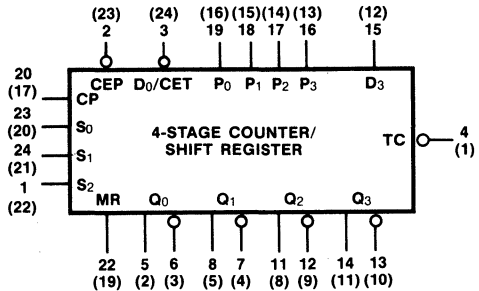
V_{CC} = Pin 9 (6)
V_{CCA} = Pin 10 (7)
V_{EE} = Pin 21 (18)
() = DIP

E102
100158



V_{CC} = Pin 9 (6)
V_{CCA} = Pin 10 (7)
V_{EE} = Pin 21 (18)
() = DIP

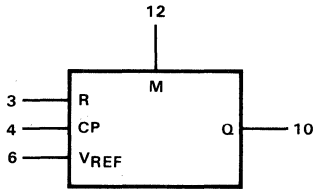
E103
100136



V_{CC} = Pin 9 (6)
V_{CCA} = Pins 8 (5), 10 (7)
V_{EE} = Pin 21 (18)
() = DIP

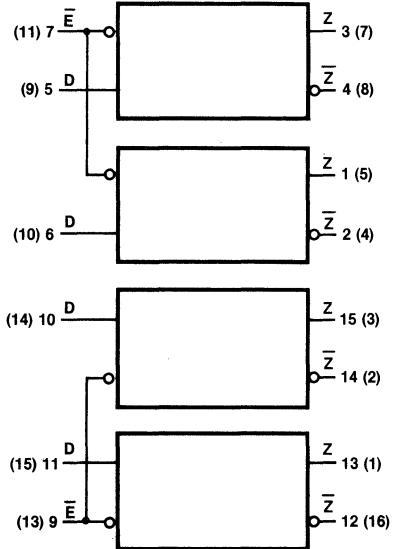
DIGITAL-ECL

E104
11C83



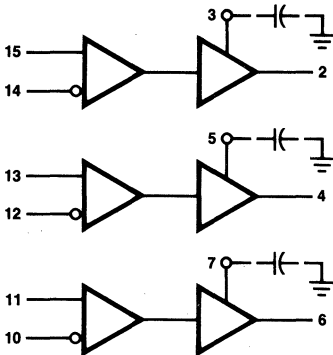
V_{CC} = Pin 1
V_{CCA} = Pin 14
GND = Pin 7

E105
10192/10592



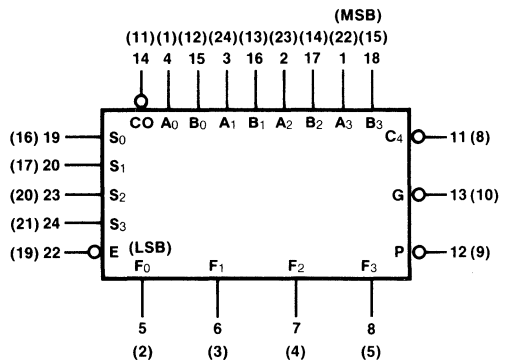
V_{CC} = Pin 16 (4)
V_{EE} = Pin 8 (12)
() = Flatpak

E106
10177/10577



V_{CC} = GND = Pins 1 (5), 16 (4)
V_{EE} = Pin 8 (12) = -5.2 V dc \pm 5%
V_{SS} = Pin 9 (13) = +5.0 V dc or
+6.0 V dc \pm 10%

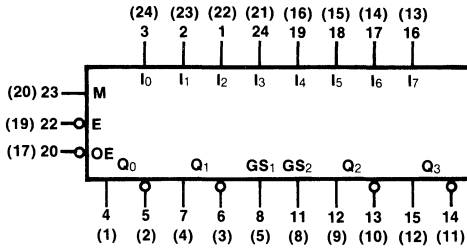
E107
100181



V_{CC} = Pin 9 (6)
V_{CCA} = Pin 10 (7)
V_{EE} = Pin 21 (18)
() = DIP

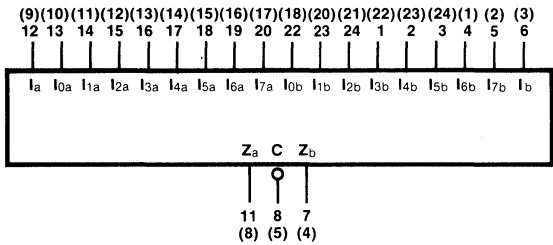
DIGITAL-ECL

E108
100165



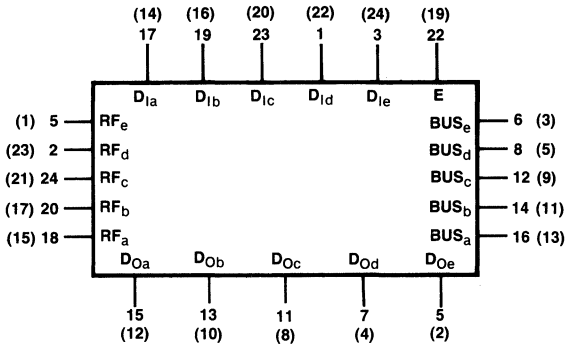
V_{CC} = Pin 9 (6)
V_{CCA} = Pin 10 (7)
V_{EE} = Pin 21 (18)
() = DIP

E109
100160



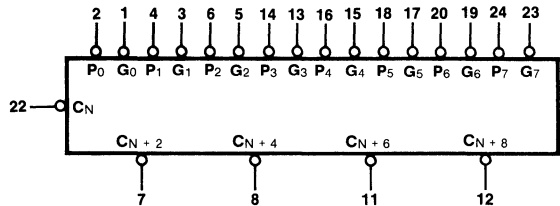
V_{CC} = Pin 9 (6)
V_{CCA} = Pin 10 (7)
V_{EE} = Pin 21 (18)
() = DIP

E110
100194



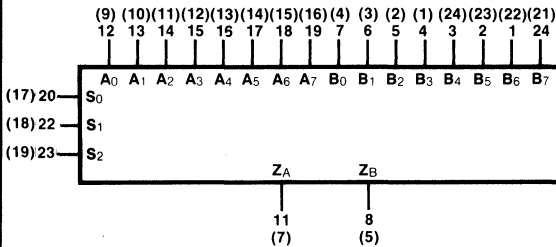
V_{CC} = Pin 9 (6)
V_{CCA} = Pin 10 (7)
V_{EE} = Pin 21 (18)
() = DIP

E111
100179



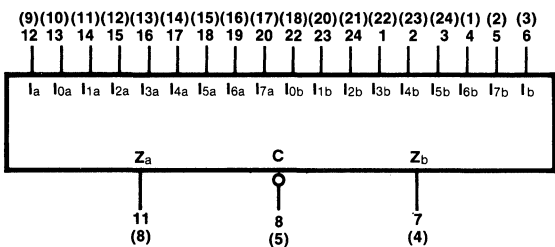
V_{CC} = Pin 9 (6)
V_{CCA} = Pin 10 (7)
V_{EE} = Pin 21 (18)
() = DIP

E112
100163



V_{CC} = 9 (6)
V_{CCA} = 10 (7)
V_{EE} = 21 (18)
() = DIP

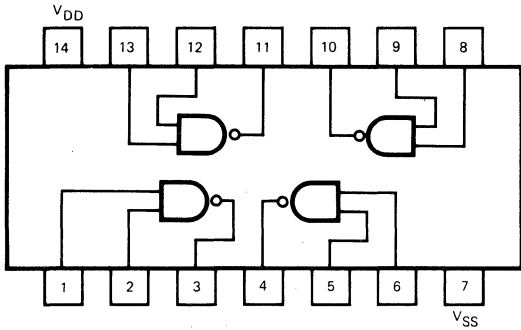
E114
100166



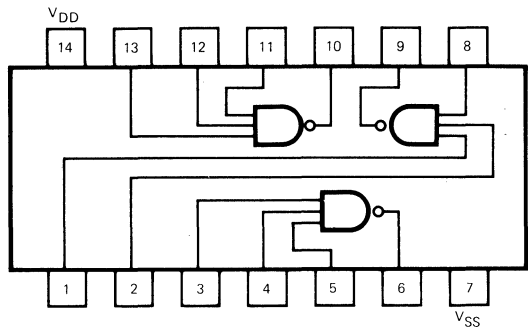
V_{CC} = Pin 9
V_{CCA} = Pin 10
V_{EE} = Pin 21
() = DIP

DIGITAL-CMOS

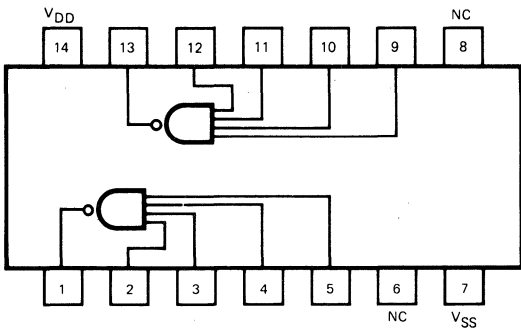
**C1
4011B**



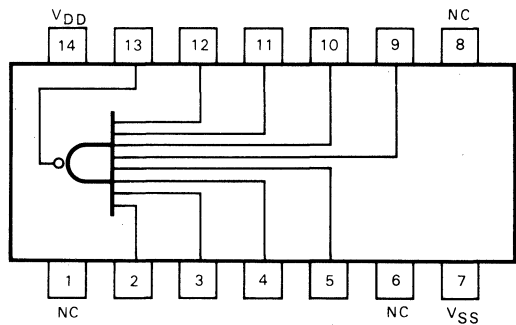
**C2
4023B**



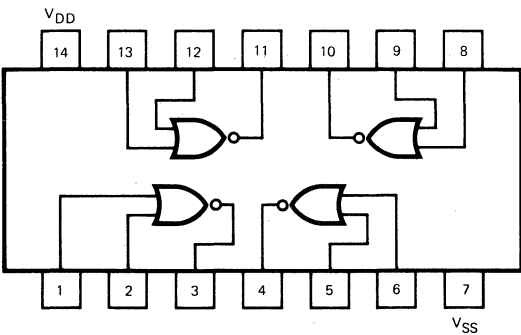
**C3
4012B**



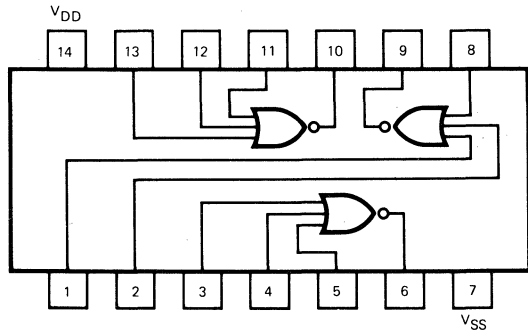
**C4
4068B**



**C5
4001B**



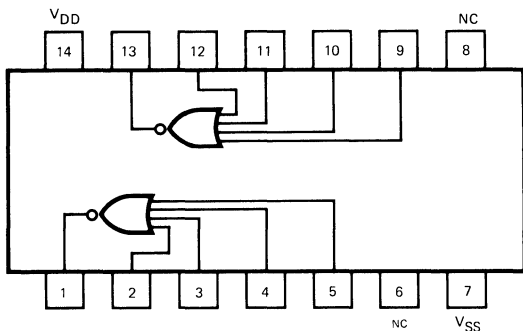
**C6
4025B**



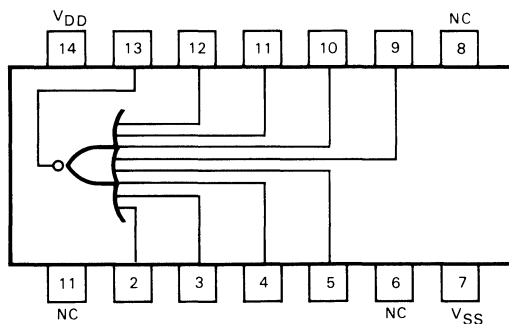
NOTE: The Flatpak versions have the same pinouts (Connection Diagram) as the Dual In-Line Packages.

DIGITAL-CMOS

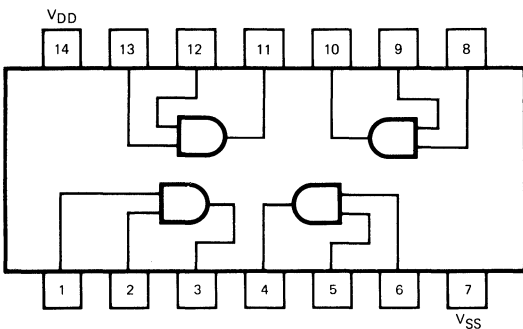
C7
4002B



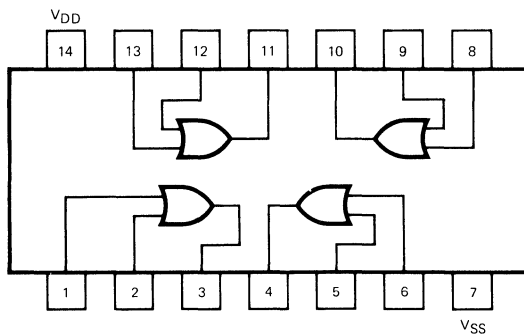
C8
4078B



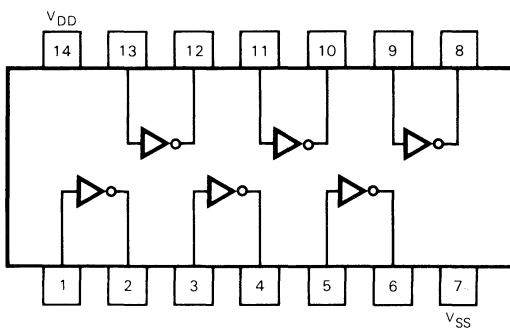
C9
4081B



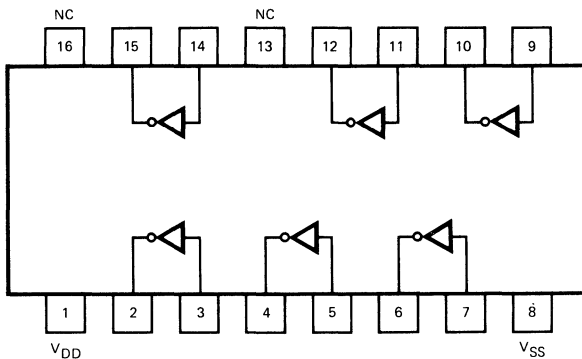
C10
4071B



C11
4069B, 40014B



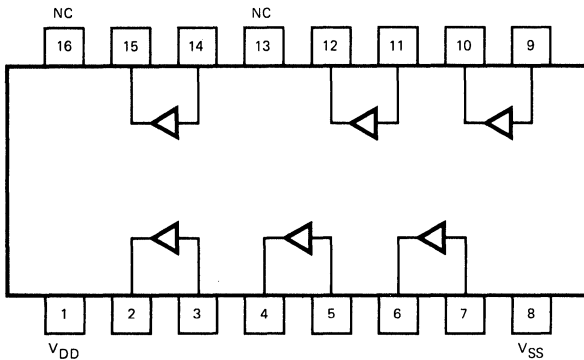
C12
4049B



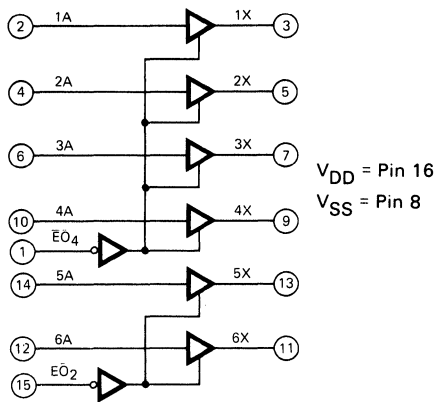
NOTE: The Flatpak versions have the same pinouts (Connection Diagram) as the Dual In-Line Packages.

DIGITAL-CMOS

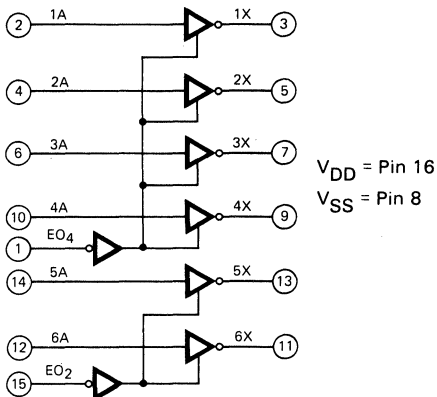
C13
4050B



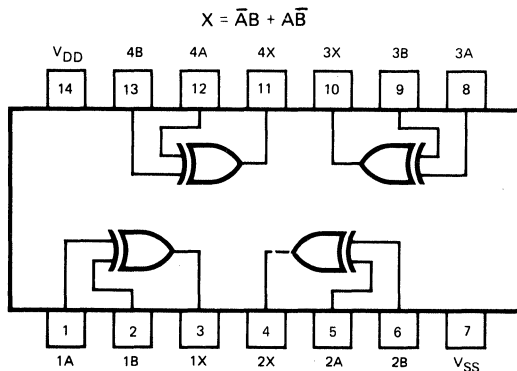
C15
40097B



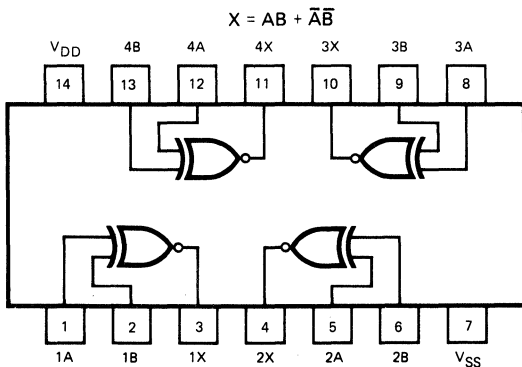
C14
40098B



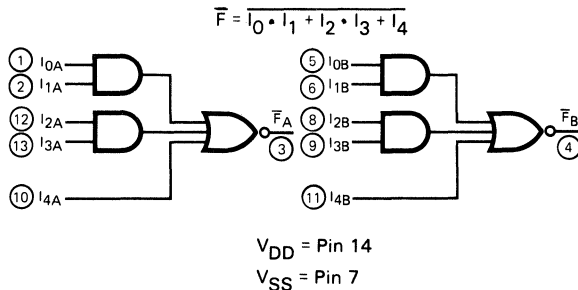
C16
4030B, 4070B



C17
4077B



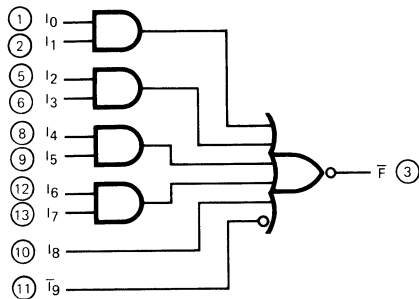
C18
4085B



NOTE: The Flatpak versions have the same pinouts (Connection Diagram) as the Dual In-Line Packages.

DIGITAL-CMOS

**C19
4086B**



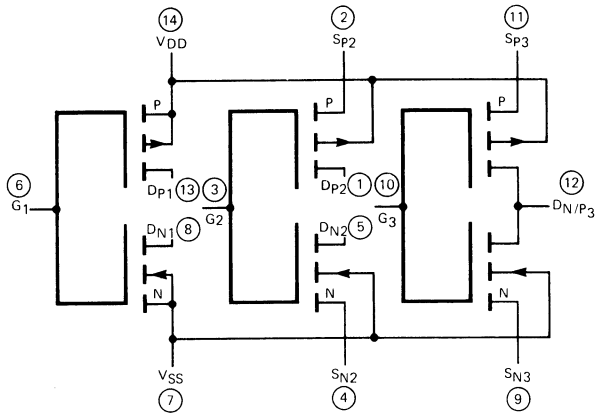
$$\bar{F} = \overline{I_0 \cdot I_1 + I_2 \cdot I_3 + I_4 \cdot I_5 + I_6 \cdot I_7 + I_8 + I_9}$$

NOTE:

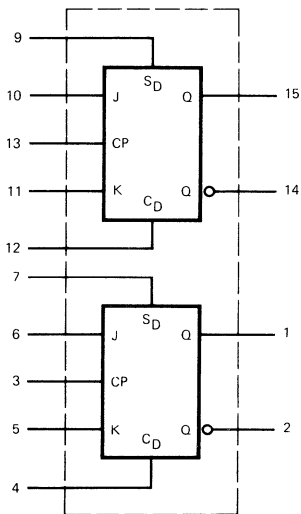
A HIGH on I₈ or a LOW on I₉ forces the output (\bar{F}) LOW.

V_{DD} = Pin 14 V_{SS} = Pin 7 NC = Pin 4

**C20
4007B**

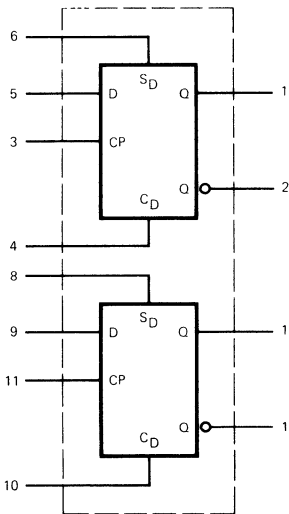


**C21
4027B**



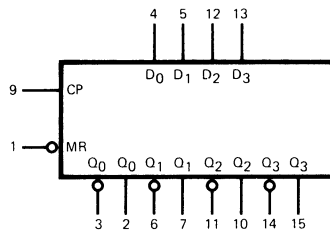
V_{DD} = Pin 16
V_{SS} = Pin 8

**C22
4013B**



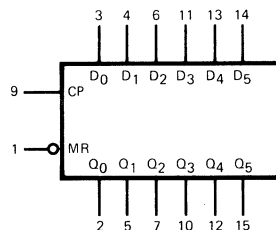
V_{DD} = Pin 14
V_{SS} = Pin 7

**C23
40175B**



V_{DD} = Pin 16
V_{SS} = Pin 8

**C24
40174B**

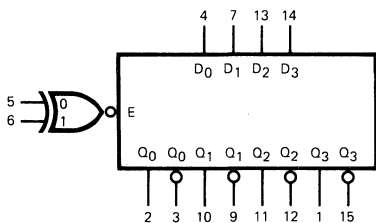


V_{DD} = Pin 16
V_{SS} = Pin 8

NOTE: The Flatpak versions have the same pinouts (Connection Diagram) as the Dual In-Line Packages.

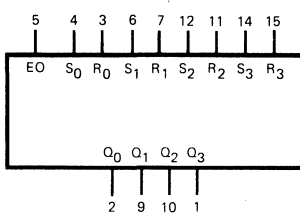
DIGITAL-CMOS

**C25
4042B**



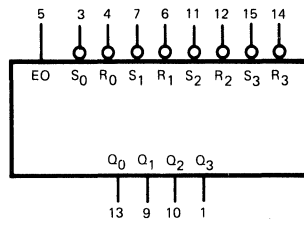
V_{DD} = Pin 16
V_{SS} = Pin 8

**C26
4043B**



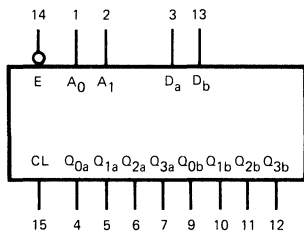
V_{DD} = Pin 16
V_{SS} = Pin 8
NC = Pin 13

**C27
4044B**



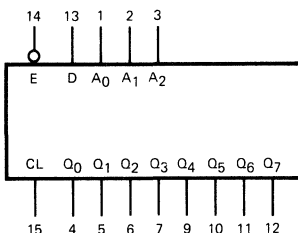
V_{DD} = Pin 16
V_{SS} = Pin 8
NC = Pin 2

**C28
4723B**



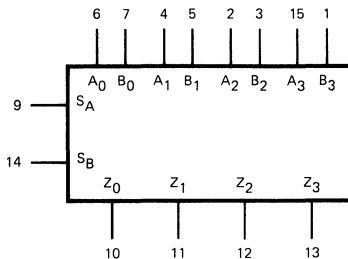
V_{DD} = Pin 16
V_{SS} = Pin 8

**C29
4724B**



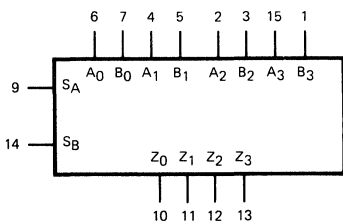
V_{DD} = Pin 16
V_{SS} = Pin 8

**C30
4019B**



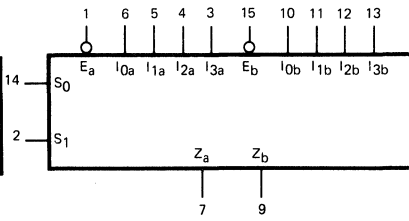
V_{DD} = Pin 16
V_{SS} = Pin 8

**C31
4519B**



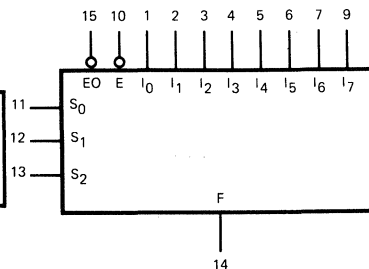
V_{DD} = Pin 16
V_{SS} = Pin 8

**C32
4539B**



V_{DD} = Pin 16
V_{SS} = Pin 8

**C33
4512B**

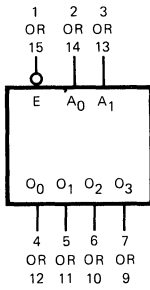


V_{DD} = Pin 16
V_{SS} = Pin 8

NOTE: The Flatpak versions have the same pinouts (Connection Diagram) as the Dual In-Line Packages.

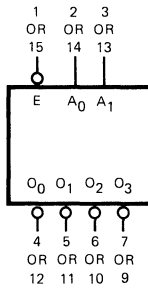
DIGITAL-CMOS

**C34
4555B**



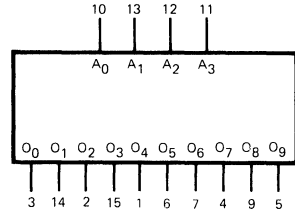
V_{DD} = Pin 16
 V_{SS} = Pin 8

**C35
4556B**



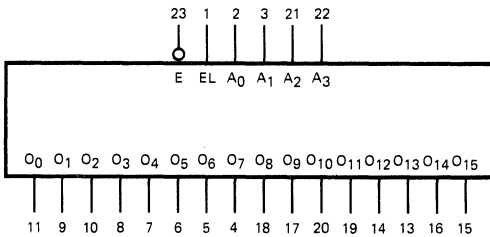
V_{DD} = Pin 16
 V_{SS} = Pin 8

**C36
4028B**



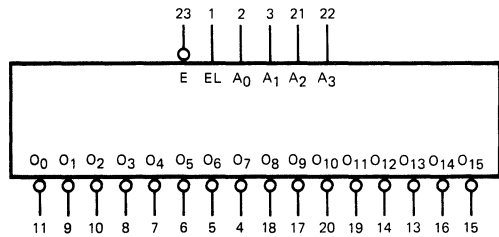
V_{DD} = Pin 16
 V_{SS} = Pin 8

**C37
4514B**



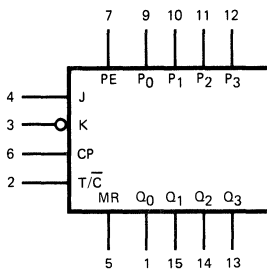
V_{DD} = Pin 24
 V_{SS} = Pin 12

**C38
4515B**



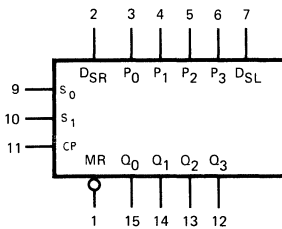
V_{DD} = Pin 24
 V_{SS} = Pin 12

**C39
4035B**



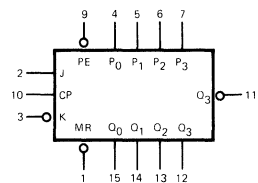
V_{DD} = Pin 16
 V_{SS} = Pin 8

**C40
40194B**



V_{DD} = Pin 16
 V_{SS} = Pin 8

**C41
40195B**

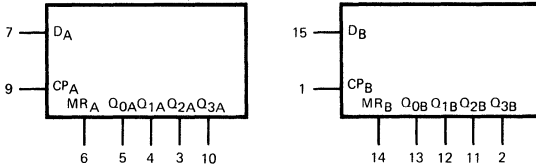


V_{DD} = Pin 16
 V_{SS} = Pin 8

NOTE: The Flatpak versions have the same pinouts (Connection Diagram) as the Dual In-Line Packages.

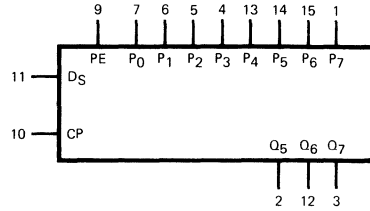
DIGITAL-CMOS

C42
4015B



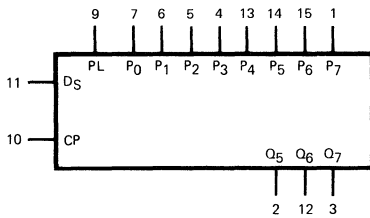
V_{DD} = Pin 16
 V_{SS} = Pin 8

C43
4014B



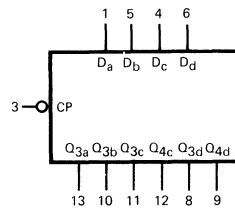
V_{DD} = Pin 16
 V_{SS} = Pin 8

C44
4021B



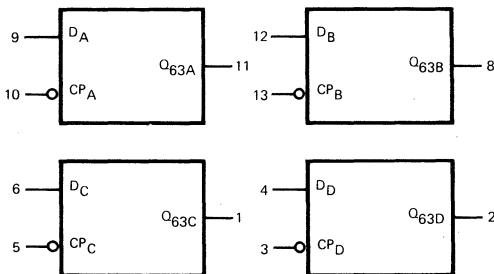
V_{DD} = Pin 16
 V_{SS} = Pin 8

C45
4006B



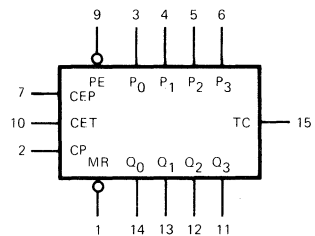
V_{DD} = Pin 14
 V_{SS} = Pin 7
NC = Pin 2

C46
4731B *



V_{DD} = Pin 14
 V_{SS} = Pin 7

C47
40160B, 40161B

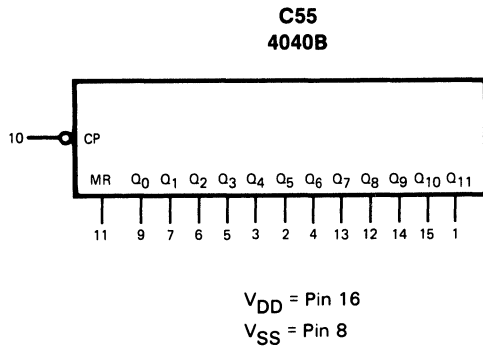
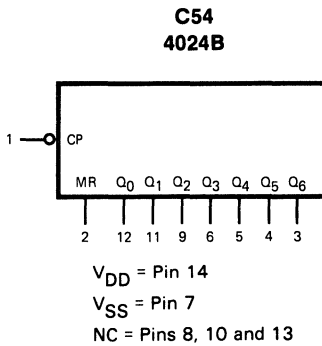
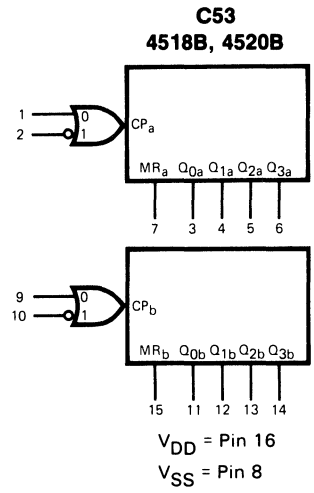
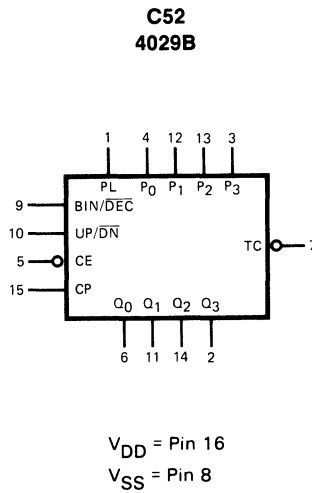
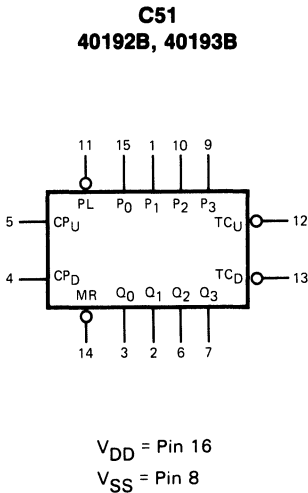
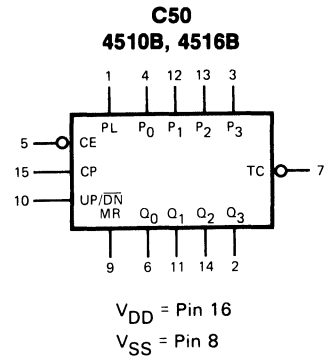
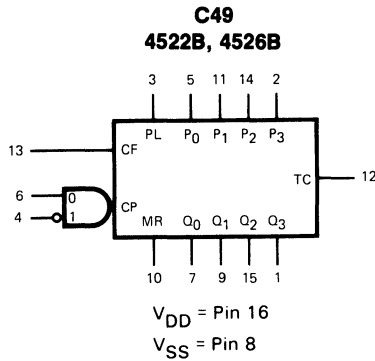
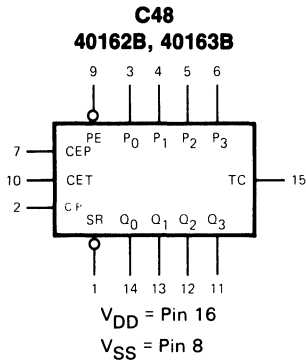


V_{DD} = Pin 16
 V_{SS} = Pin 8

*Pinout shown is for dual in-line package only.
See CMOS databook for flatpak pinout.

NOTE: The Flatpak versions have the same pinouts (Connection Diagram) as the Dual In-Line Packages.

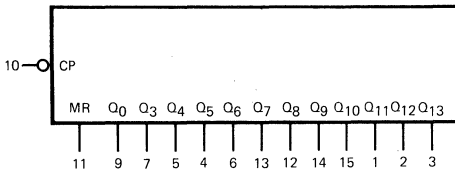
DIGITAL-CMOS



NOTE: The Flatpak versions have the same pinouts (Connection Diagram) as the Dual In-Line Packages.

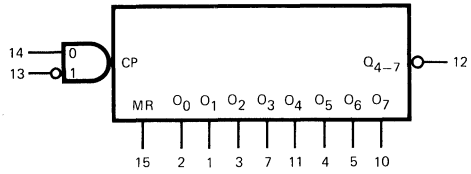
DIGITAL-CMOS

C56
4020B



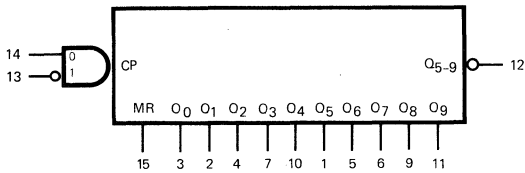
V_{DD} = Pin 16
 V_{SS} = Pin 8

C57
4022B



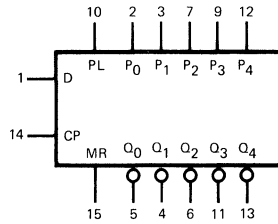
V_{DD} = Pin 16
 V_{SS} = Pin 8
NC = Pin 6, 9

C58
4017B



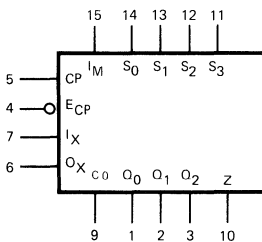
V_{DD} = Pin 16
 V_{SS} = Pin 8

C59
4018B



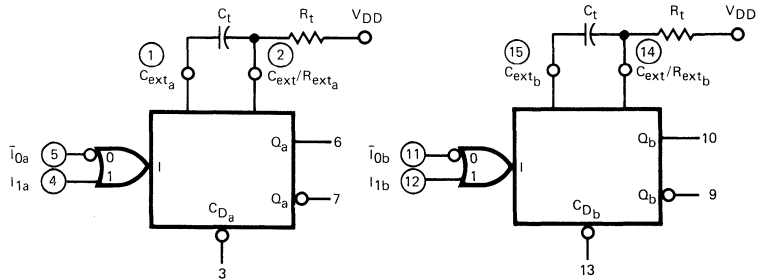
V_{DD} = Pin 16
 V_{SS} = Pin 8

C60
4702B



V_{DD} = Pin 16
 V_{SS} = Pin 8

C61
4528B

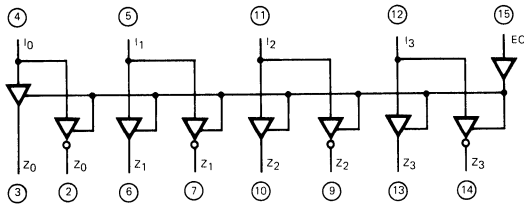


V_{DD} = Pin 16
 V_{SS} = Pin 8

NOTE: The Flatpak versions have the same pinouts (Connection Diagram) as the Dual In-Line Packages.

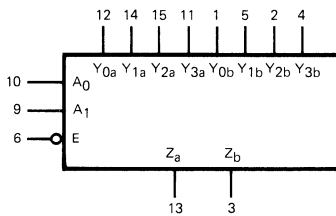
DIGITAL-CMOS

C62
4104B



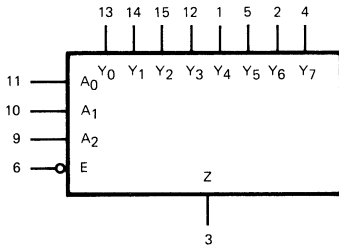
V_{DDO} = Pin 1
 V_{DDI} = Pin 16
 V_{SS} = Pin 8

C64
4052B



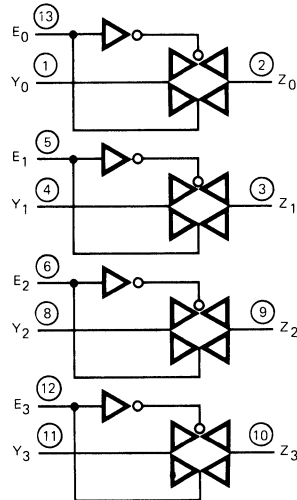
V_{DD} = Pin 16
 V_{SS} = Pin 8
 V_{EE} = Pin 7

C65
4051B



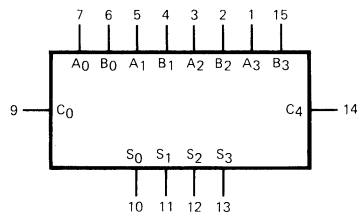
V_{DD} = Pin 16
 V_{SS} = Pin 8
 V_{EE} = Pin 7

C63
4016B, 4066B



V_{DD} = Pin 14
 V_{SS} = Pin 7

C66
4008B



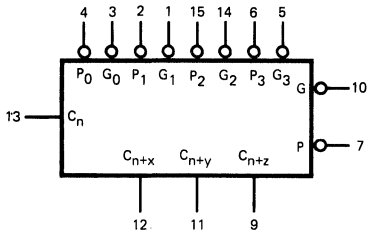
V_{DD} = Pin 16
 V_{SS} = Pin 8

NOTE: The Flatpak versions have the same pinouts (Connection Diagram) as the Dual In-Line Packages.

FAIRCHILD LOGIC/CONNECTION DIAGRAMS

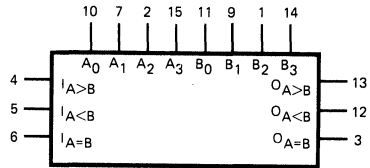
DIGITAL-CMOS

C68
4582B



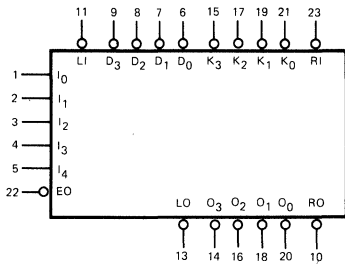
V_{DD} = Pin 16
 V_{SS} = Pin 8

C69
40085B



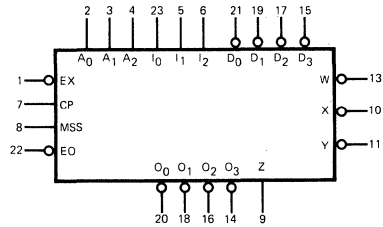
V_{DD} = Pin 16
 V_{SS} = Pin 8

C70
4704B



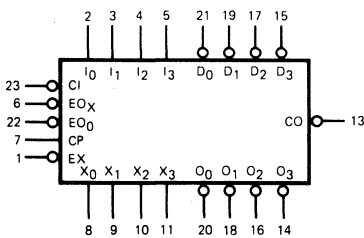
V_{DD} = Pin 24
 V_{SS} = Pin 12

C71
4705B



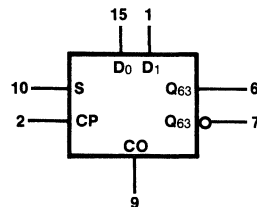
V_{DD} = Pin 24
 V_{SS} = Pin 12

C72
4707B



V_{DD} = Pin 24
 V_{SS} = Pin 12

C78
4031B

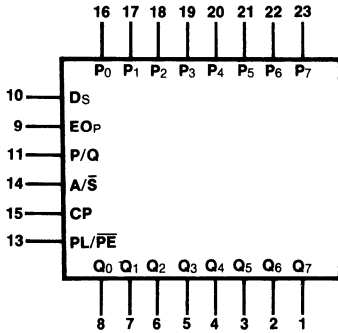


V_{DD} = Pin 16
 V_{SS} = Pin 8
NC = Pins 3, 4, 5, 11, 12, 13, 14

NOTE: The Flatpak versions have the same pinouts (Connection Diagram) as the Dual In-Line Packages.

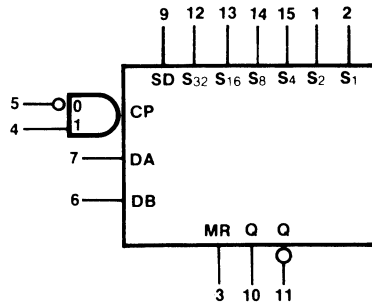
DIGITAL-CMOS

C79
4034B



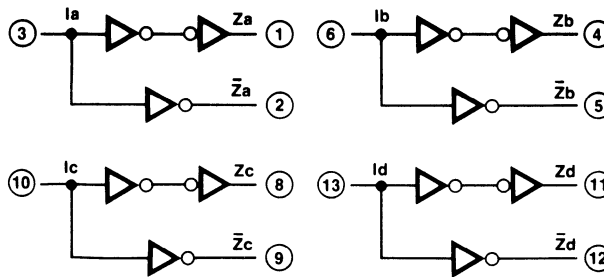
V_{DD} = Pin 24
V_{SS} = Pin 12

C80
4557B



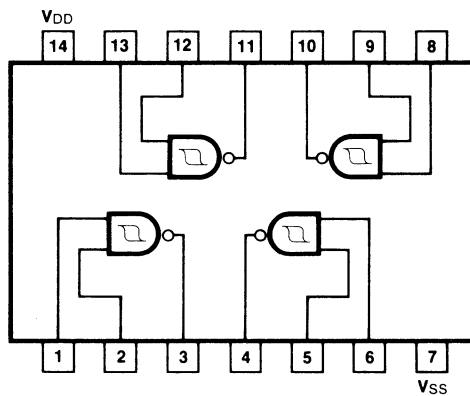
V_{DD} = Pin 16
V_{SS} = Pin 8

C81
4041



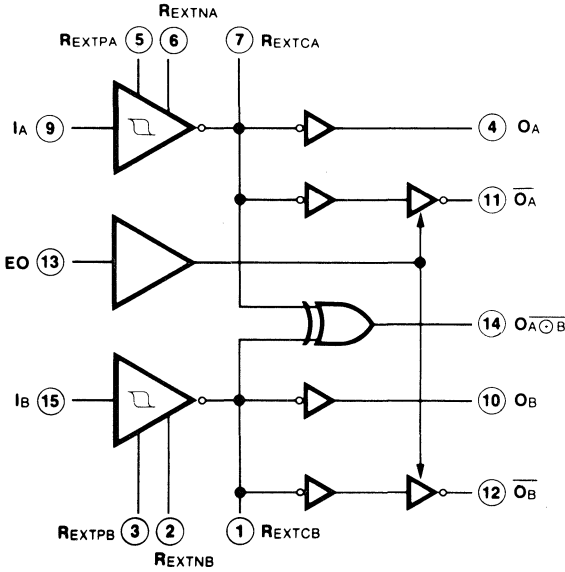
V_{DD} = Pin 14
V_{SS} = Pin 7

C82
4093B



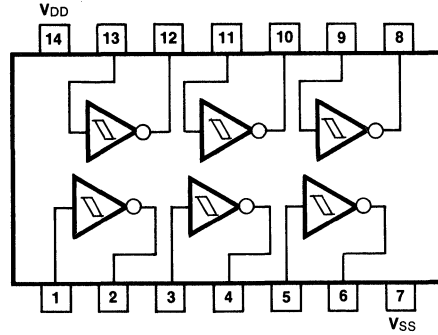
DIGITAL-CMOS

**C83
4583B**

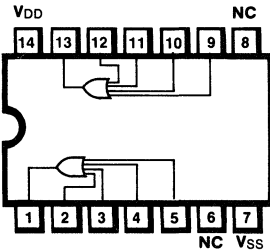


VDD = Pin 16
VSS = Pin 8
○ = Pin Numbers

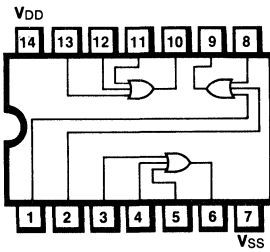
**C84
40014B**



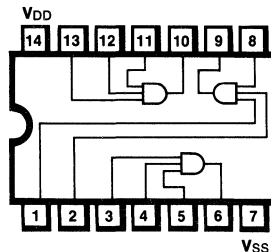
**C85
4072B**



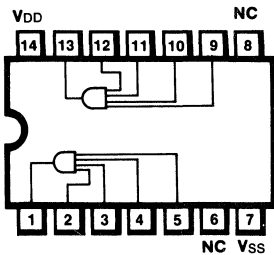
**C86
4075B**



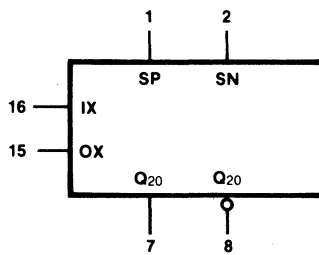
**C87
4073B**



**C88
4082B**

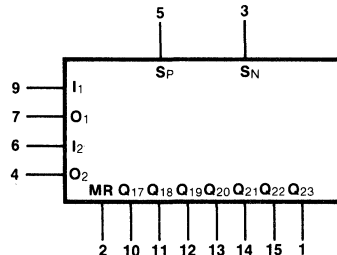


**C89
4045B**



VDD = Pin 3
VSS = Pin 14
NC = Pins 4, 5, 6, 9, 10, 11, 12, & 13

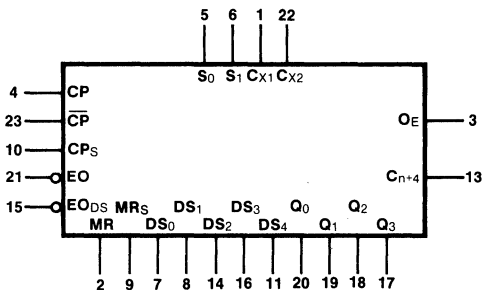
**C90
4521B**



VDD = Pin 16
VSS = Pin 8

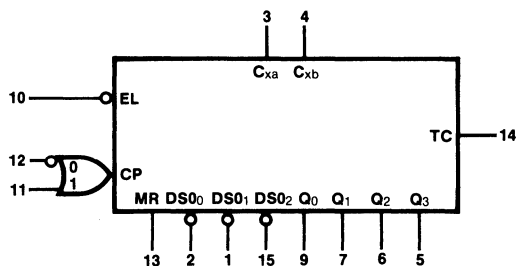
DIGITAL-CMOS

**C91
4534B**



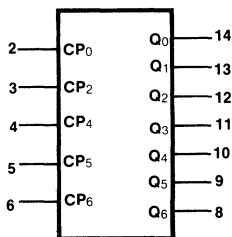
V_{DD} = Pin 24
V_{SS} = Pin 12

**C92
4553B**



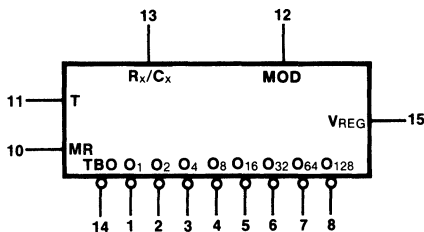
V_{DD} = Pin 16
V_{SS} = Pin 8

**C93
4727B**



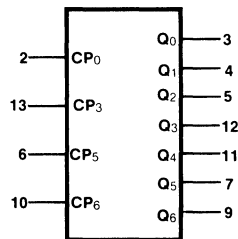
V_{DD} = Pin 7
V_{SS} = Pin 1

**C94
4722B**



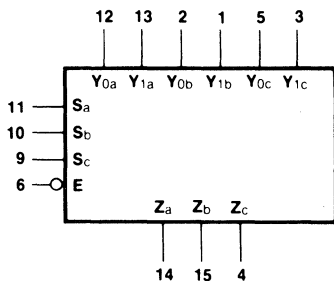
V_{DD} = Pin 16
V_{SS} = Pin 8

**C95
4737B**



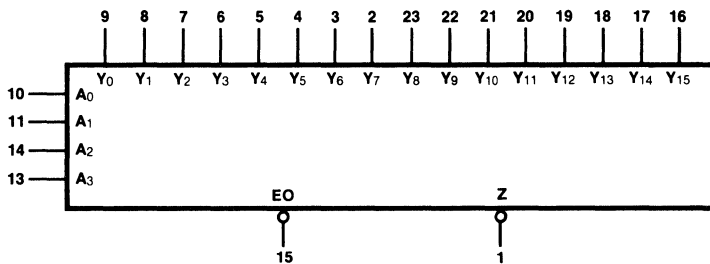
V_{DD} = Pin 1
V_{SS} = Pin 8
NC = Pin 14

**C96
4053B**



V_{DD} = Pin 16
V_{SS} = Pin 8
V_{EE} = Pin 7

**C97
4067B**

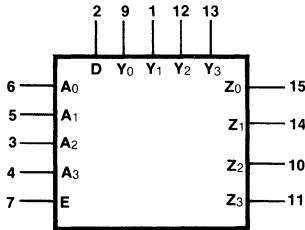


V_{DD} = Pin 24
V_{SS} = Pin 12

13

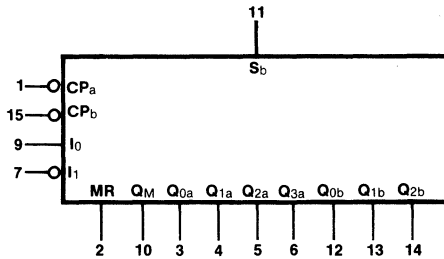
DIGITAL-CMOS

**C98
4741B**



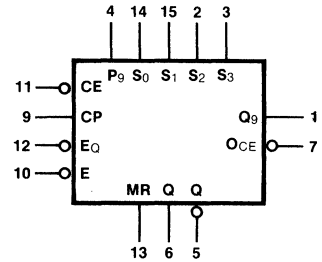
V_{DD} = Pin 16
V_{SS} = Pin 8

**C99
4566B**



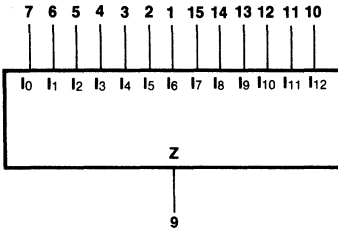
V_{DD} = Pin 16
V_{SS} = Pin 8

**C103
4527B**



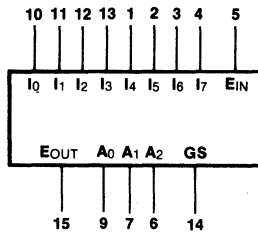
V_{DD} = Pin 16
V_{SS} = Pin 8

**C104
4531B**



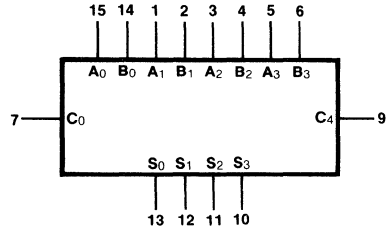
V_{DD} = Pin 16
V_{SS} = Pin 8

**C105
4532B**



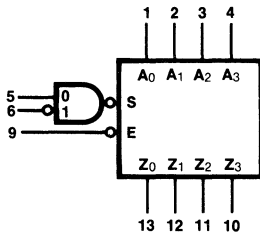
V_{DD} = Pin 16
V_{SS} = Pin 8

**C106
4560B**



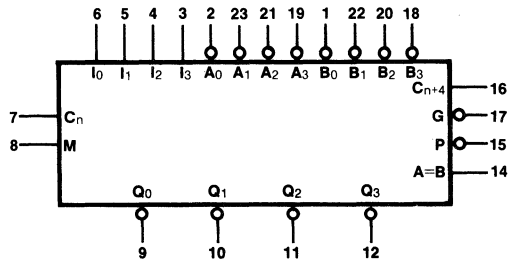
V_{DD} = Pin 16
V_{SS} = Pin 8

**C107
4561B**



V_{DD} = Pin 14
V_{SS} = Pin 7
NC = Pin 8

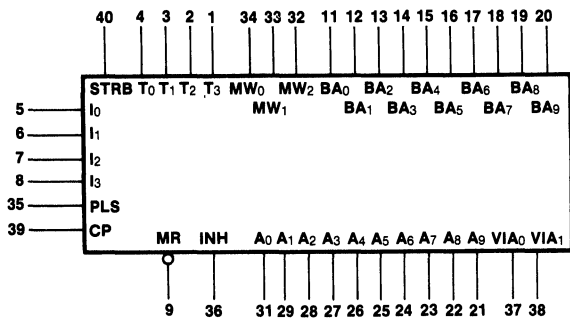
**C108
4561B**



V_{DD} = Pin 24
V_{SS} = Pin 12

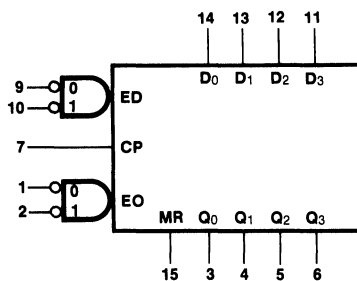
DIGITAL-CMOS

**C109
4708B**



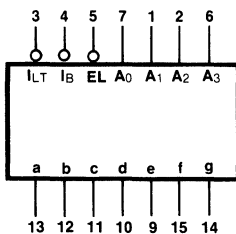
V_{DD} = Pin 10
V_{SS} = Pin 30

**C110
4076B**



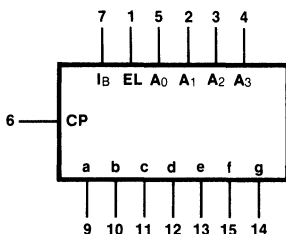
V_{DD} = Pin 16
V_{SS} = Pin 8

**C111
4511B**



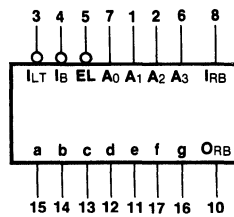
V_{DD} = Pin 16
V_{SS} = Pin 8

**C112
4543B**



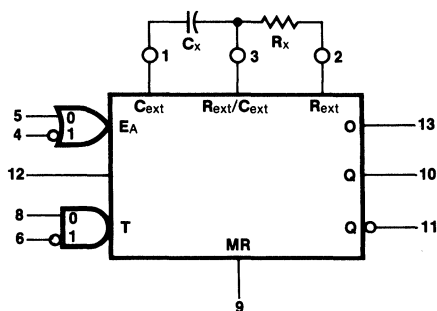
V_{DD} = Pin 18
V_{SS} = Pin 9

**C114
4734B**



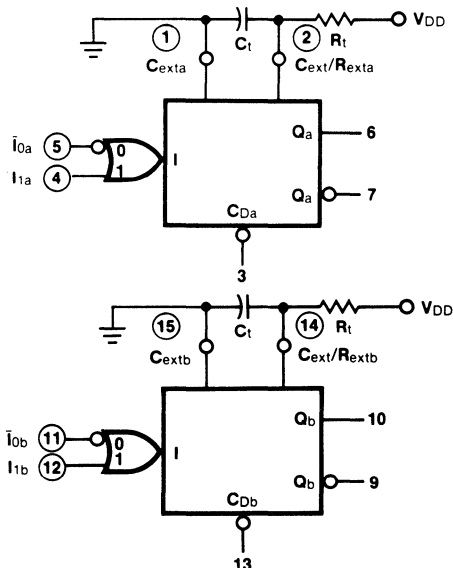
V_{DD} = Pin 16
V_{SS} = Pin 8

**C115
4047B**



V_{DD} = Pin 14
V_{SS} = Pin 7

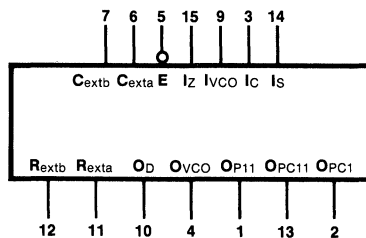
**C116
4538B**



V_{DD} = Pin 16
V_{SS} = Pin 8


DIGITAL-CMOS

**C117
4046B**




V_{DD} = Pin 16
V_{SS} = Pin 8

**C118
FWB6013**




DIGITAL-CMOS

**C119
FWB6003**




**C120
FWB6005**

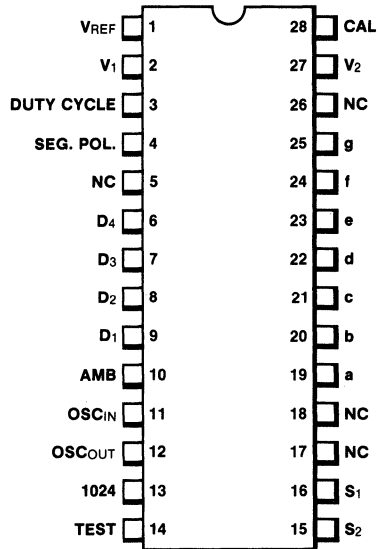


DIGITAL-CMOS

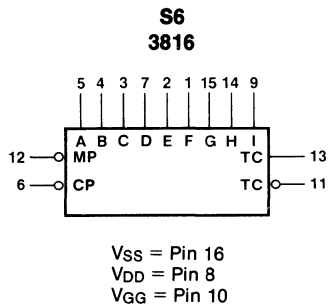
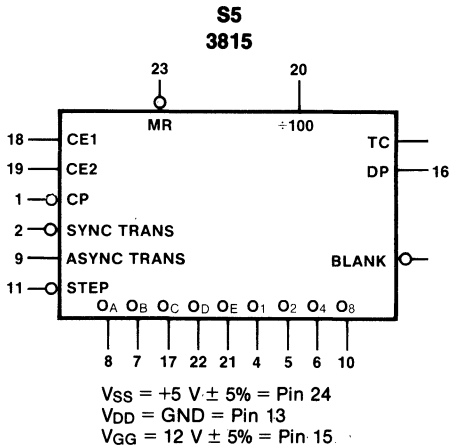
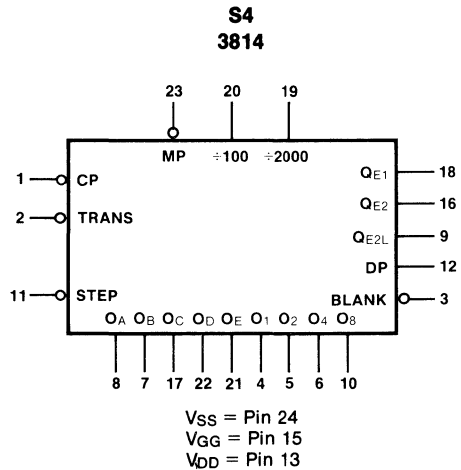
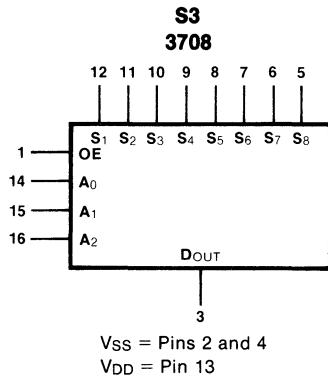
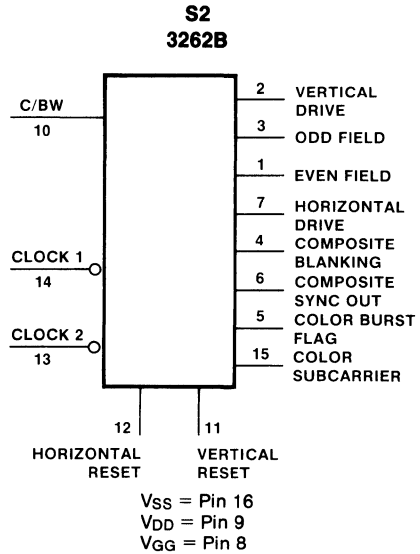
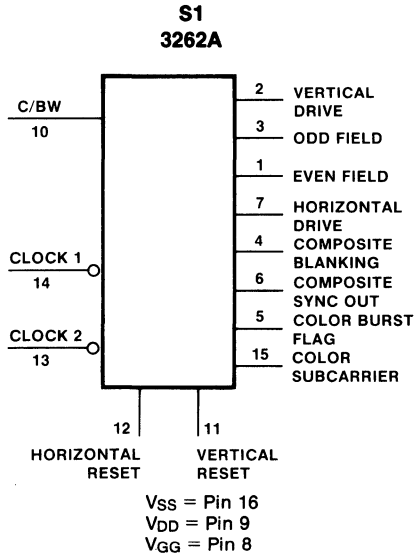
**C121
FWB6105**



**C122
FWB6004**

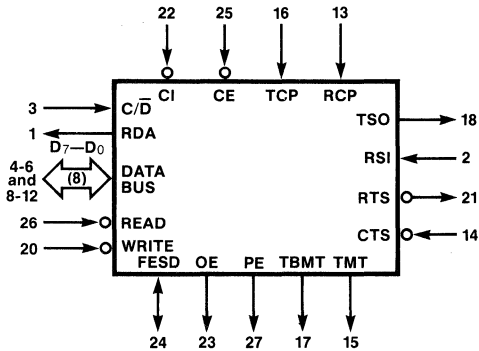


DIGITAL-MOS



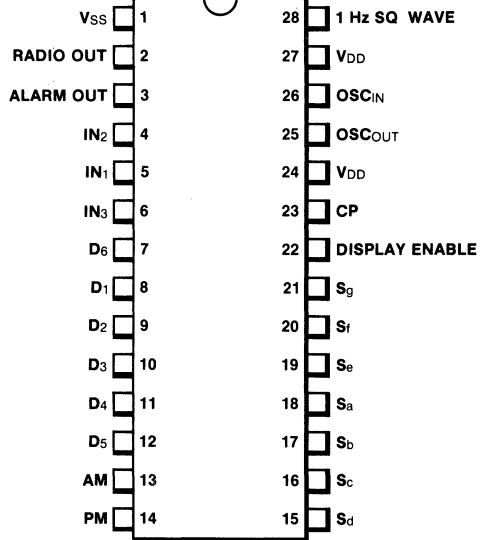
DIGITAL-MOS

S8
F3843

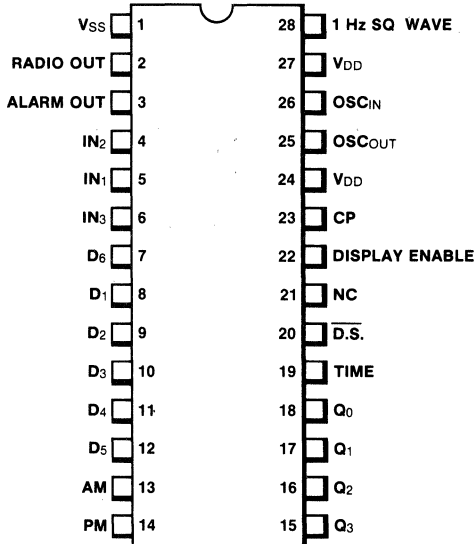


V_{CC} (+5 V) = Pin 28
 V_{DD} (+12 V) = Pin 7
 V_{SS} (GND) = Pin 19

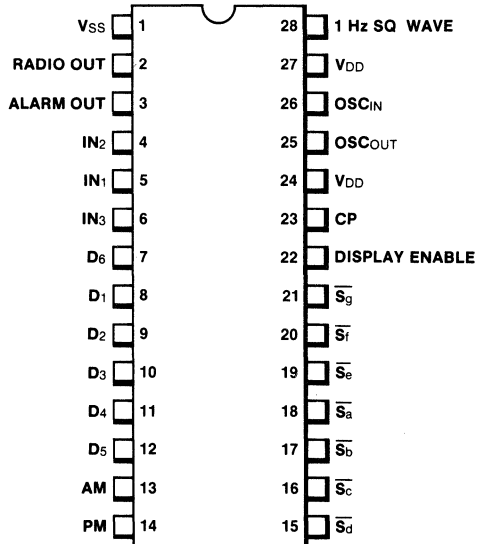
S9
FCM7001/FCM7004



S10
FCM7002

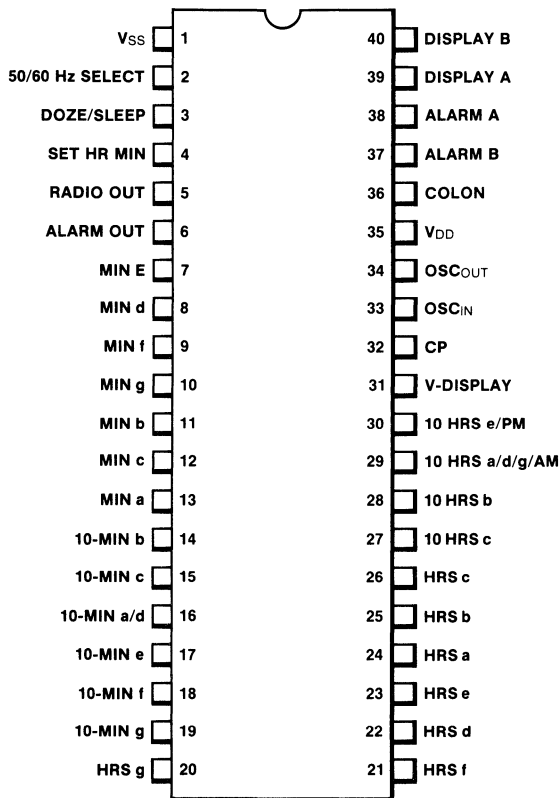


S11
FCM7003



DIGITAL-MOS

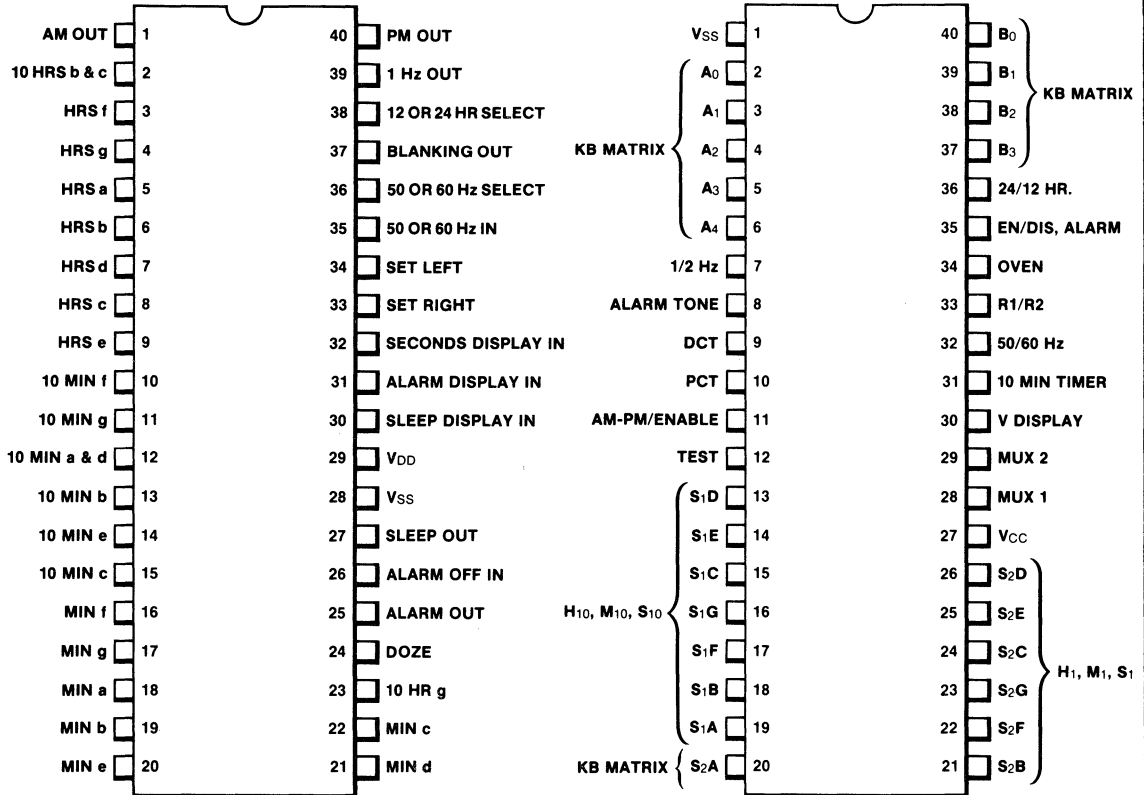
S12
FCM7010/FCM7015



DIGITAL-MOS

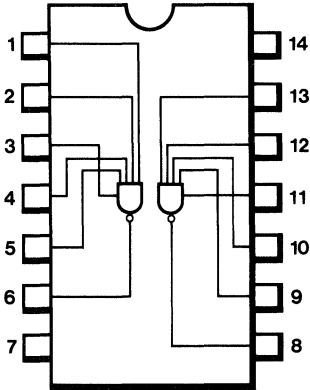
S13
FCM7030

S14
FCM7040



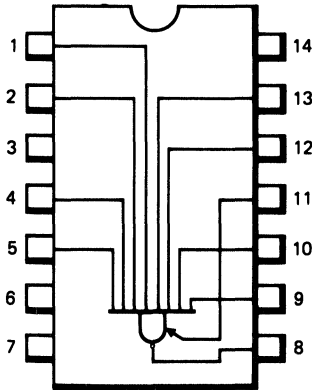
DIGITAL-DTL

G1
930, 932
944, 961
1800, 1801



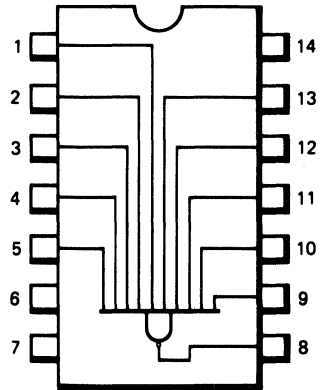
Vcc = Pin 14
GND = Pin 7

G2
1802, 1803



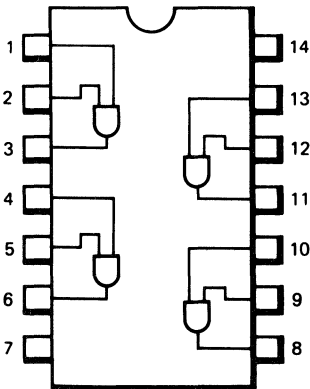
Vcc = Pin 14
GND = Pin 7

G3
1804, 1805



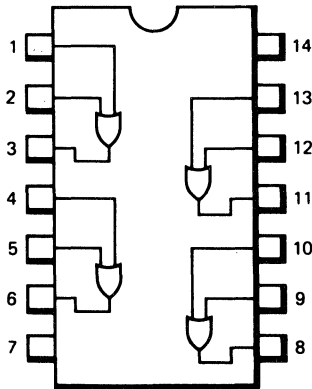
Vcc = Pin 14
GND = Pin 7

G4
1806, 1807



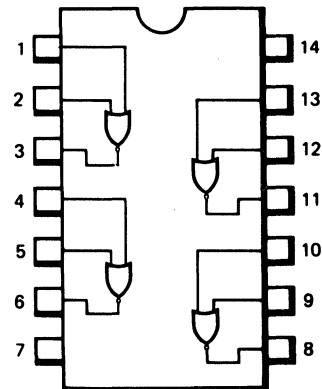
Vcc = Pin 14
GND = Pin 7

G5
1808, 1809



Vcc = Pin 14
GND = Pin 7

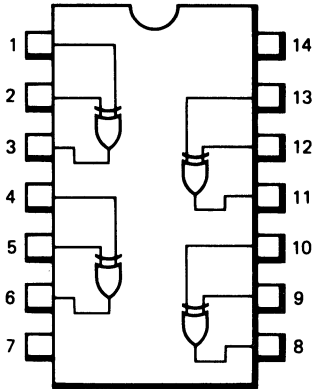
G6
1810, 1811



Vcc = Pin 14
GND = Pin 7

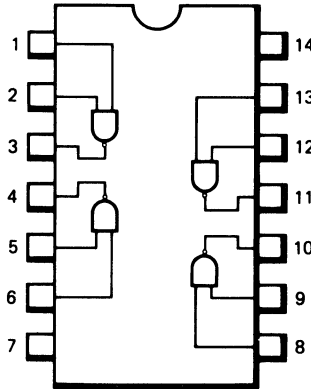
DIGITAL-DTL

G7
1812



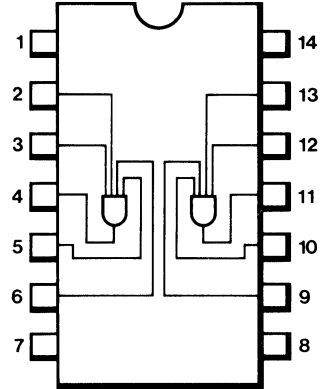
V_{CC} = Pin 14
GND = Pin 7

G8
9157, 9158



V_{CC} = Pin 14
GND = Pin 7

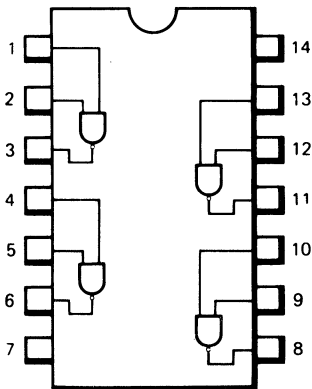
G9
933



No connection required to V_{CC} (Pin 14).

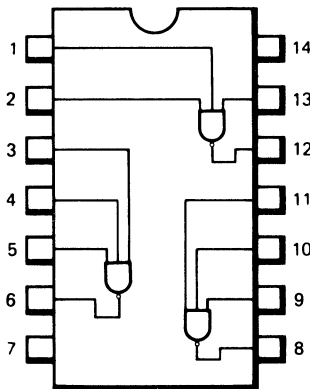
V_{CC} = Pin 14
GND = Pin 7

G10
946, 949



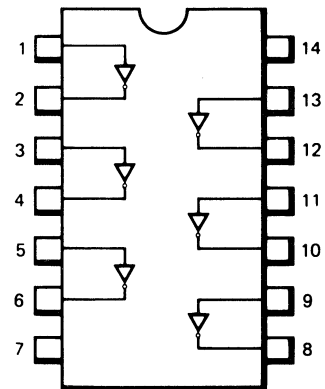
V_{CC} = Pin 14
GND = Pin 7

G11
962, 963



V_{CC} = Pin 14
GND = Pin 7

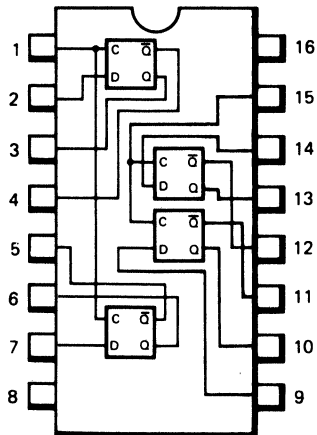
G12
9109, 9110, 9112
9135, 935, 936
937



V_{CC} = Pin 14
GND = Pin 7

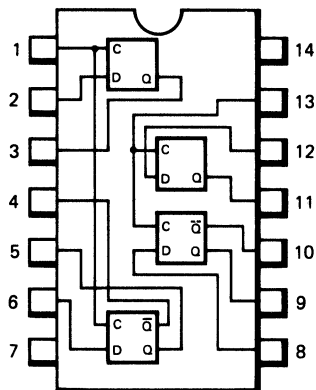
DIGITAL-DTL

G13
1813



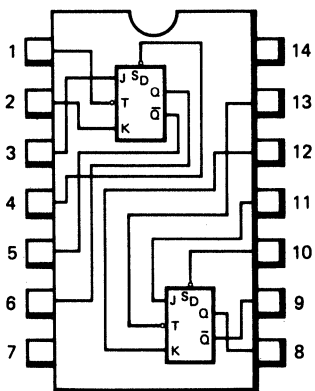
Vcc = Pin 16
GND = Pin 8

G14
1814



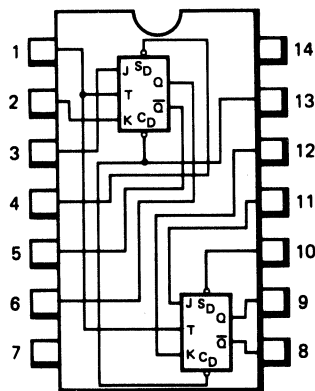
Vcc = Pin 14
GND = Pin 7

G15
9093, 9094



Vcc = Pin 14
GND = Pin 7

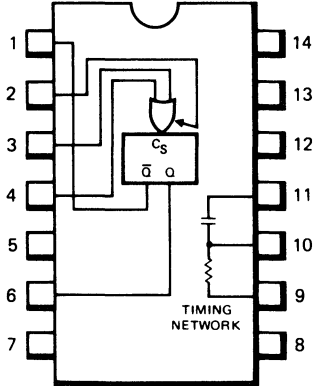
G16
9097, 9099



Vcc = Pin 14
GND = Pin 7

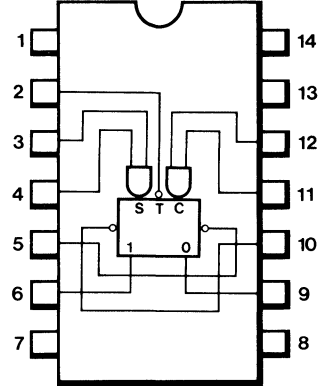
DIGITAL-DTL

G17
941, 951



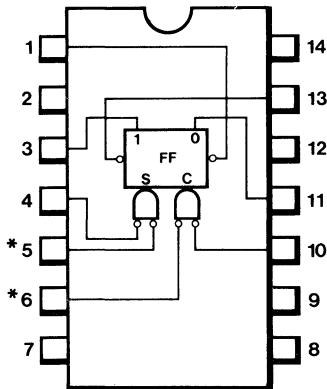
Vcc = Pin 14
GND = Pin 7

G18
945, 948



Vcc = Pin 14
GND = Pin 7

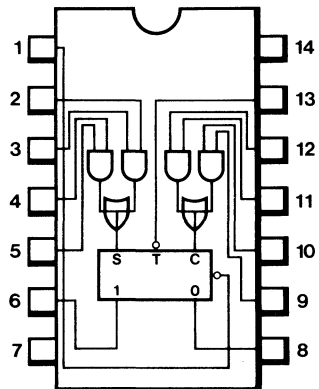
G19
950



*These inputs are capacitively coupled.

Vcc = Pin 14
GND = Pin 7

G20
9111

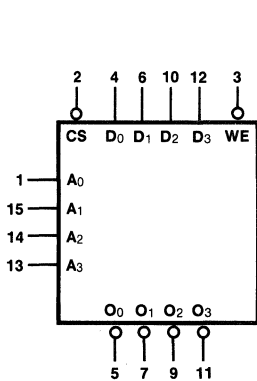


Vcc = Pin 14
GND = Pin 7

FAIRCHILD LOGIC/CONNECTION DIAGRAMS

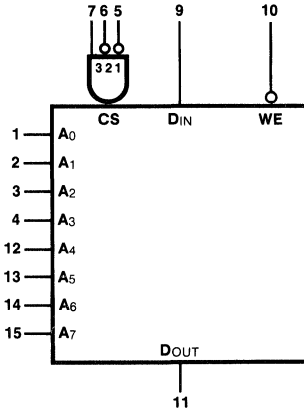
MEMORY

M1
54LS/74LS89, 54LS/74LS189,
54LS/74LS289, 7489



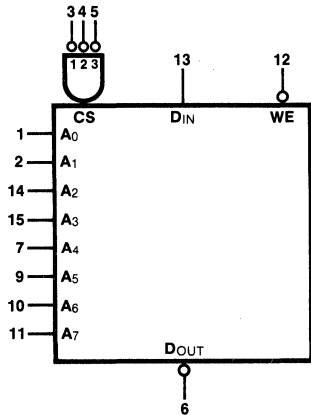
V_{CC} = Pin 16
GND = Pin 8

M2
93410, 93410A



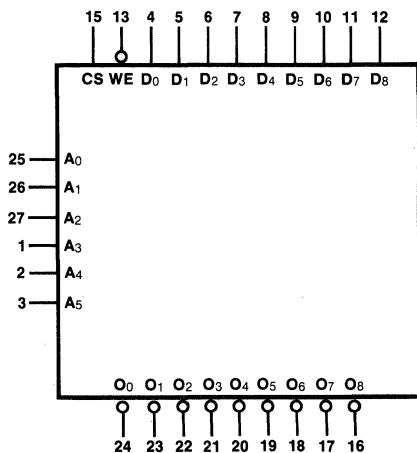
V_{CC} = Pin 16
GND = Pin 8

M3
93411, 93411A, 93L420,
93L421, 93421, 93421A



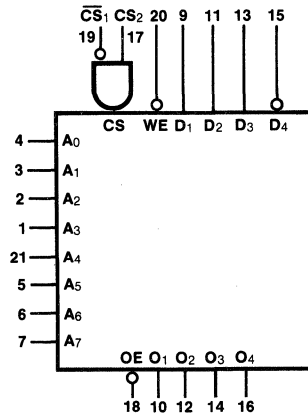
V_{CC} = Pin 16
GND = Pin 8

M4
93419



V_{CC} = Pin 28
GND = Pin 14

M5
93412, 93L412
93422, 93L422

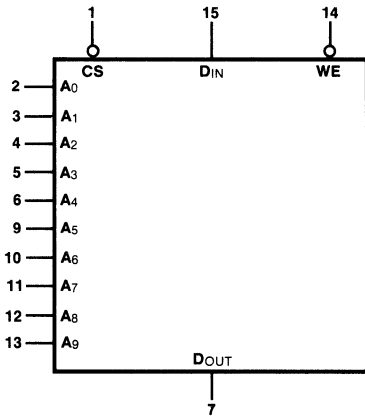


V_{CC} = Pin 22
GND = Pin 8

FAIRCHILD LOGIC/CONNECTION DIAGRAMS

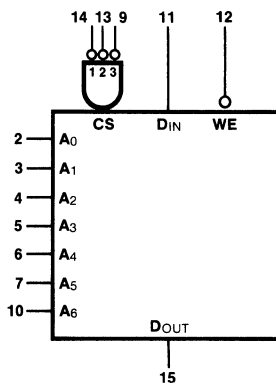
MEMORY

M6
93415, 93L415, 93415A,
93425, 93L425, 93425A



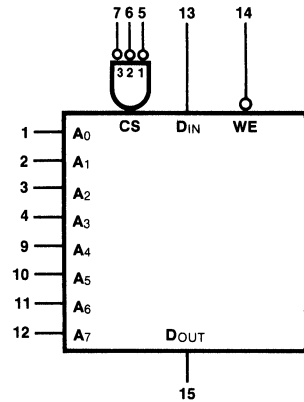
VCC = Pin 16
GND = Pin 8

M7
10405



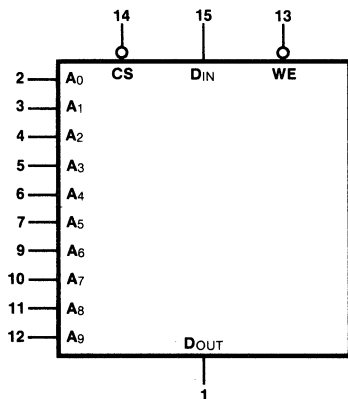
VCC = GND = Pins 1 and 16
VEE = Pin 8

M8
10410, 10411, 10414
100414



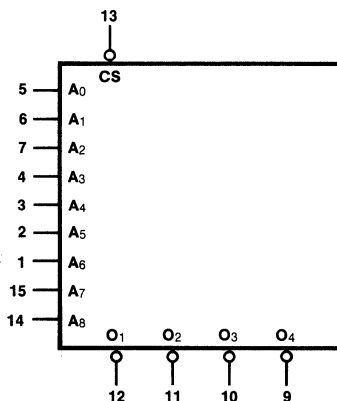
VCC = Pin 16
VEE = Pin 8

M9
10415, 10415A, 100415



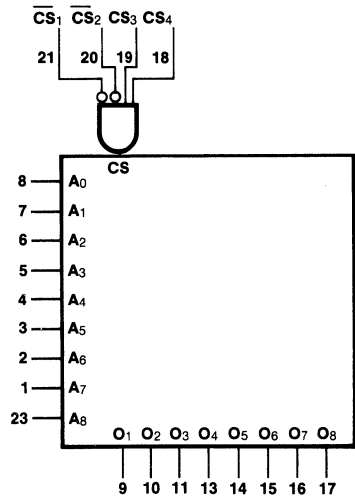
VCC = Pin 16
VEE = Pin 8

M10
93431, 93441
93436, 93446



VCC = Pin 16
VEE = Pin 8

M11
93432, 93442
93438, 93448

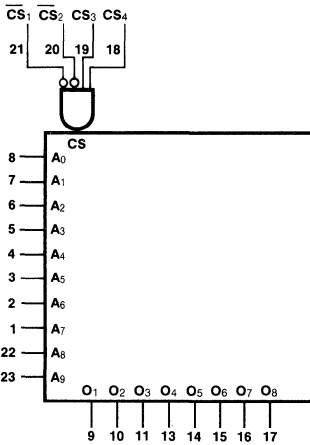


VCC = Pin 24
GND = Pin 12

FAIRCHILD LOGIC/CONNECTION DIAGRAMS

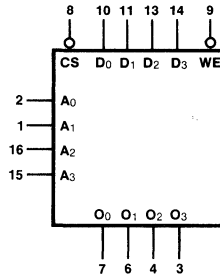
MEMORY

M12
93454, 93464



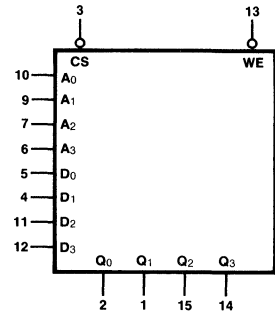
Vcc = Pin 24
GND = Pin 12

M13
95400



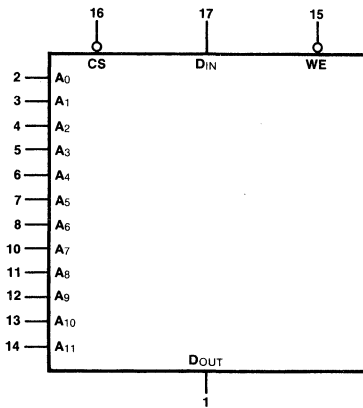
Vcc = GND = Pin 5
VEE = Pin 12

M14
10145A



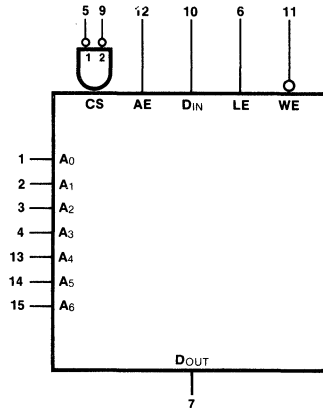
Vcc = Pin 16
GND = Pin 8

M15
10470, 93470, 93471



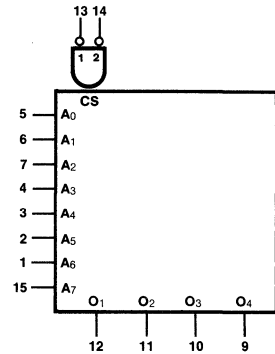
Vcc = Pin 18
VEE = Pin 9

M16
93481, 93481A



Vcc = Pin 16
GND = Pin 8

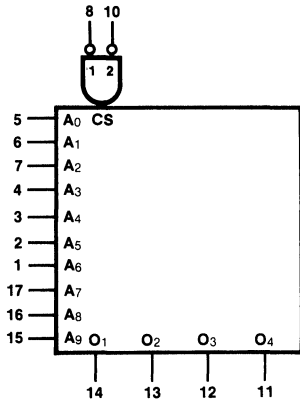
M17
93417, 93427, 93457
93467



Vcc = Pin 16
GND = Pin 8

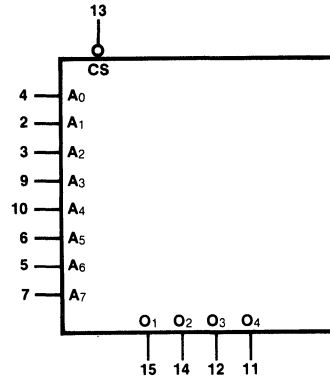
MEMORY

M18
93452, 93453



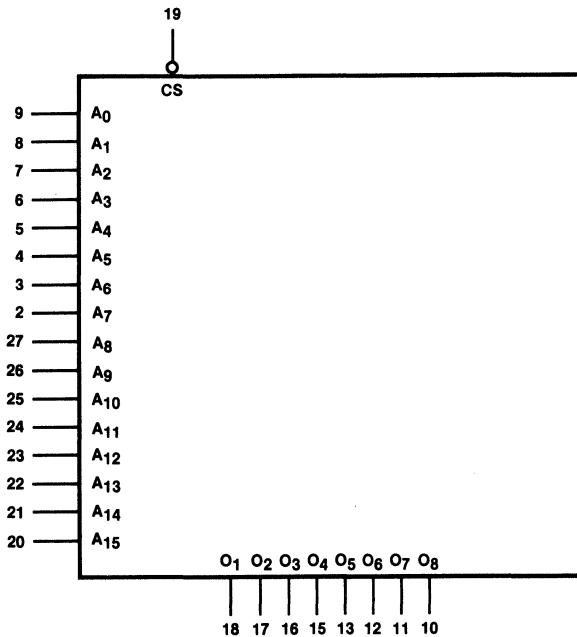
VCC = Pin 18
GND = Pin 9

M19
10416, 100416



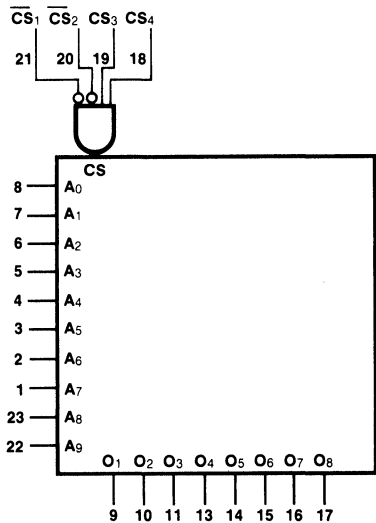
V_{CP} = GND (Read Only) = Pin 1
V_{CP} = +12 V (Programming Only) = Pin 1
VCC = GND = Pin 16
VEE = Pin 8

M20
93458, 93459



VCC = Pin 28
GND = Pin 14
V_P = Pin 1

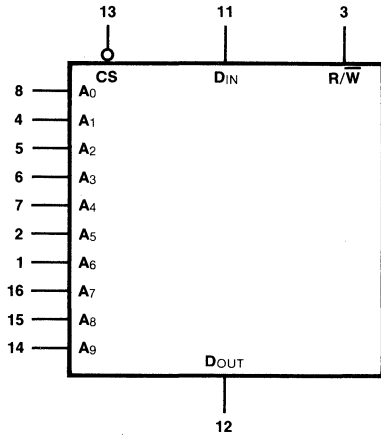
M21
93450, 93451



VCC = Pin 24
GND = Pin 12

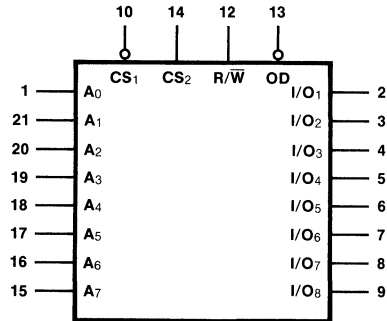
MEMORY

M22
2102, 2102L,
21L02, 3542



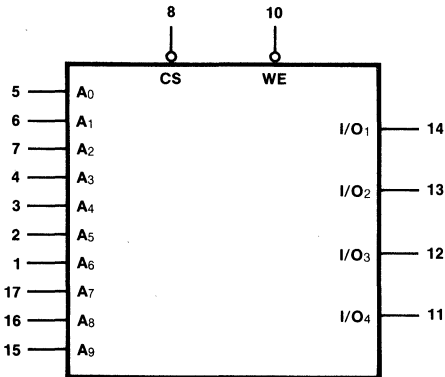
V_{SS} = Pin 9
V_{DD} = Pin 10

M23
3539



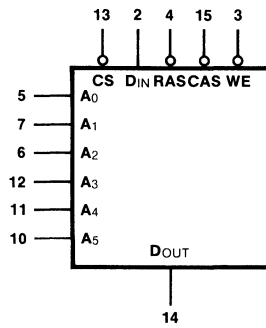
V_{DD} = Pin 22
V_{SS} = Pin 11

M24
F2114



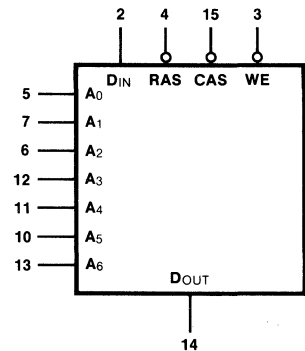
V_{CC} = Pin 18
GND = Pin 9

M25
M4027



V_{SS} = Pin 16
V_{CC} = Pin 9
V_{DD} = Pin 8
V_{BB} = Pin 1

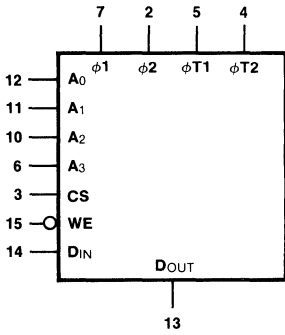
M26
F16K



V_{SS} = Pin 16
V_{CC} = Pin 9
V_{DD} = Pin 8
V_{BB} = Pin 1

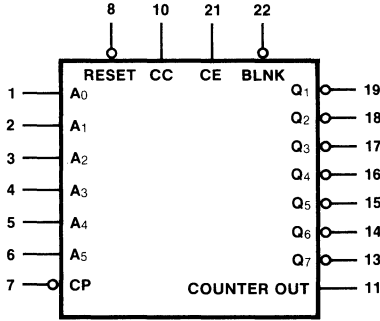
MEMORY

**M27
F464**



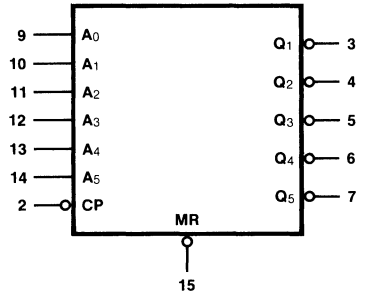
V_{DD} = Pin 1
V_{CC} = Pin 16
V_{SS} = Pin 8
V_{BB} = Pin 9

**M28
3257**



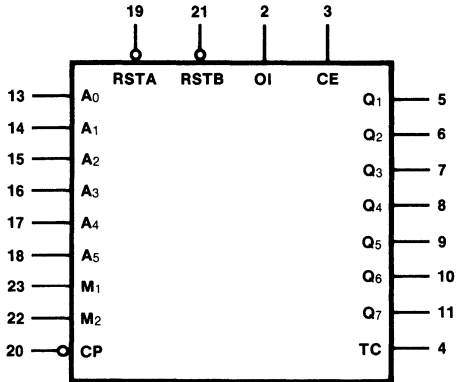
V_{SS} = Pin 24
V_{GG} = Pin 23
V_{DD} = Pin 12

**M29
3258**



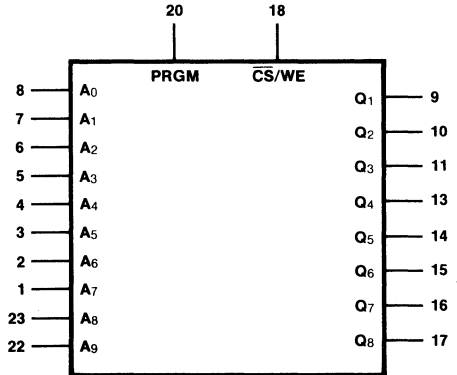
V_{SS} = Pin 16
V_{DD} = Pin 8
V_{GG} = Pin 1

**M30
3260**



V_{SS} = Pin 24
V_{GG} = Pin 1
V_{DD} = Pin 12

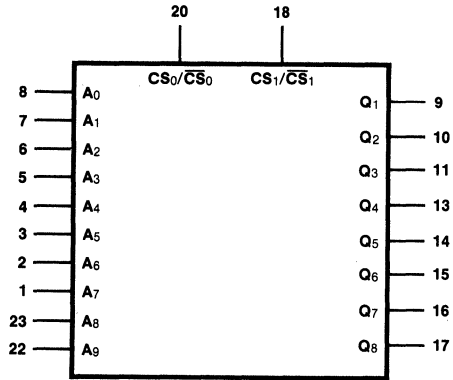
**M31
F2708**



V_{DD} = Pin 19
V_{SS} = Pin 12
V_{CC} = Pin 24
V_{BB} = Pin 21

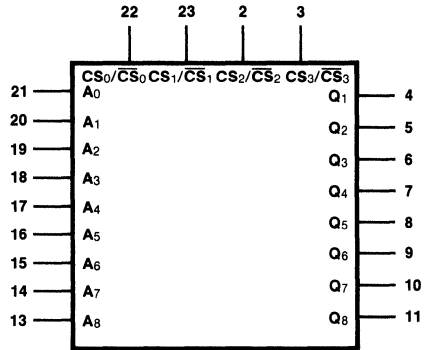
MEMORY

M32
F3508



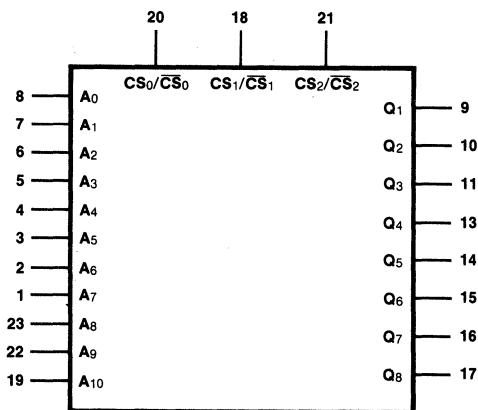
V_{CC} = Pin 24
V_{SS} = Pin 12

M33
3514, 3515



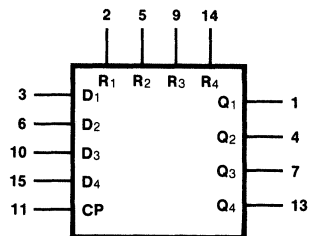
V_{SS} = Pin 24
V_{DD} = Pin 12
V_{GG} = Pin 1

M34
F3516E



V_{CC} = Pin 24
V_{SS} = Pin 12

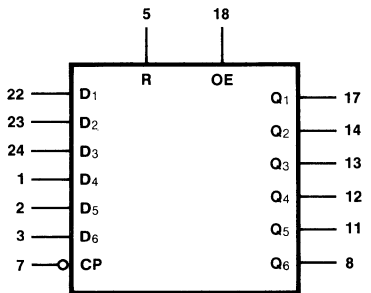
M35
3342, 3347, 3357



V_{SS} = Pin 16
V_{DD} = Pin 8
V_{GG} = Pin 12

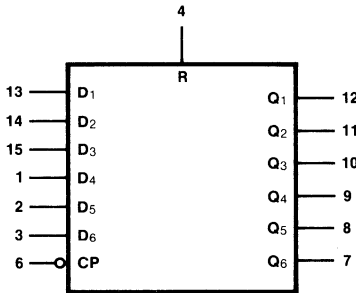
MEMORY

M36
3348



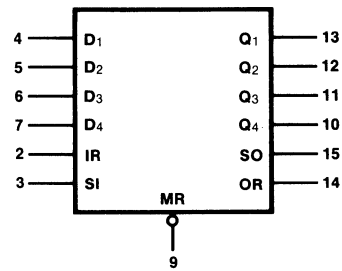
V_{SS} = Pin 20
V_{GG} = Pin 6

M37
3349



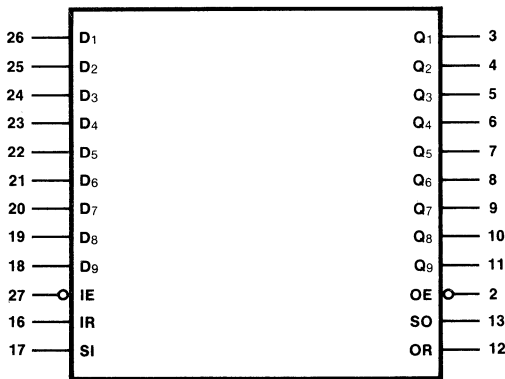
V_{CC} = Pin 16
V_{GG} = Pin 5

M38
3341



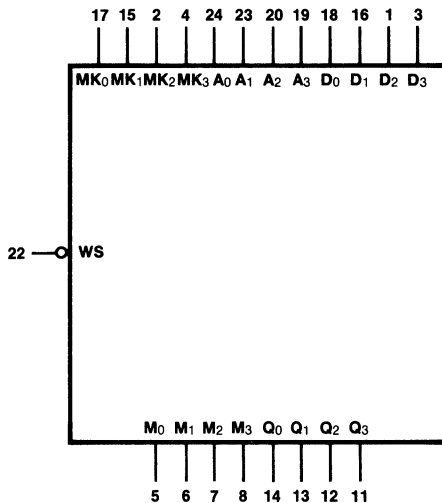
V_{SS} = Pin 16
V_{DD} = Pin 8
V_{GG} = Pin 1

M39
3351



V_{SS} = Pin 28
V_{DD} = Pin 14
V_{GG} = Pin 1

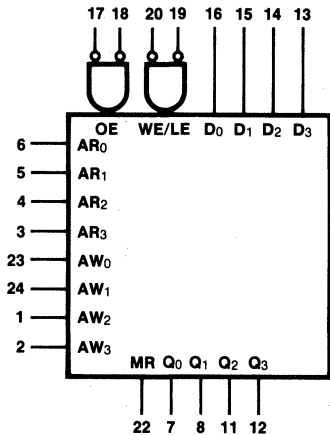
M40
100142



V_{CC} = Pin 9
V_{CCA} = Pin 10
V_{EE} = Pin 21

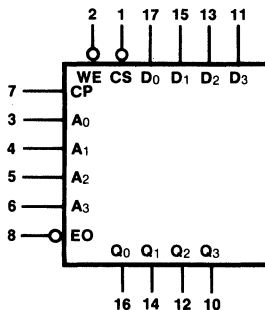
MEMORY

M41
100145A



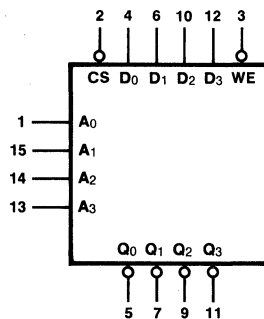
VCC = Pin 9
VCCA = Pin 10
VEE = Pin 21

M42
4710B



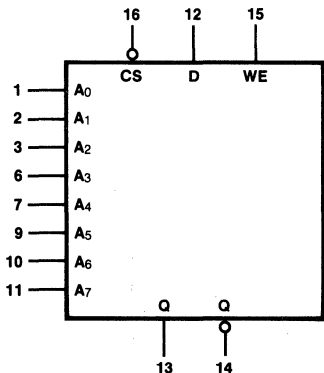
VDD = Pin 18
VSS = Pin 9

M43
4725B



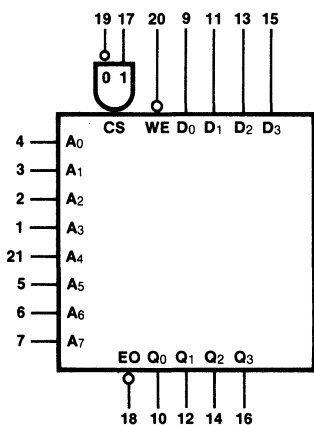
VDD = Pin 16
VSS = Pin 8

M44
4720B



VDD = Pin 5
VSS = Pin 8
Nc = Pin 4

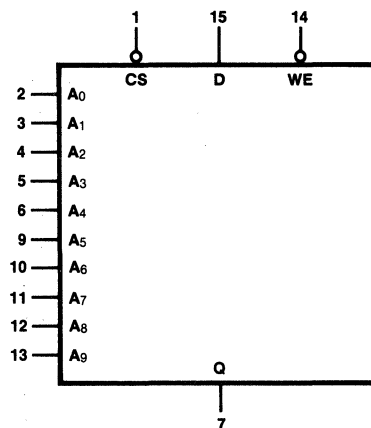
M45
4721B



Flatpak pinout not shown.

VDD = Pin 22
VSS = Pin 8

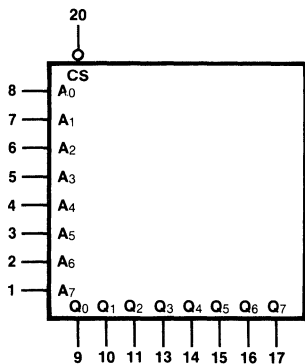
M46
4736B



VDD = Pin 16
VSS = Pin 8

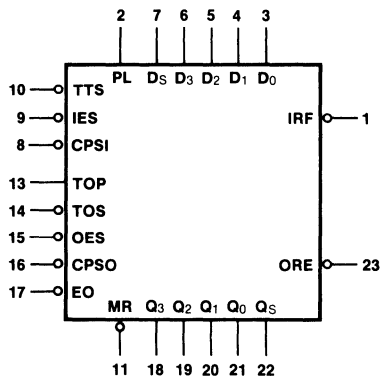
MEMORY

**M47
4735B**



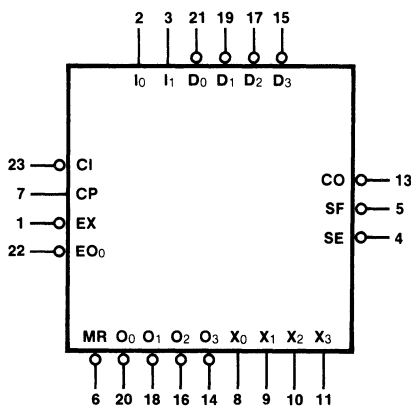
V_{DD} = Pin 24
 V_{SS} = Pin 12
 NC = Pins 18, 19, 21, 22, 23

**M48
4703B**



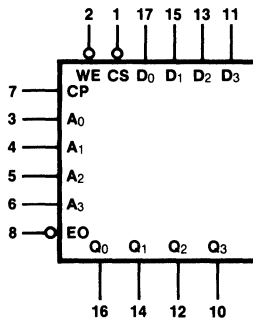
V_{DD} = Pin 24
 V_{SS} = Pin 12

**M49
4706B**



V_{DD} = Pin 24
 V_{SS} = Pin 12

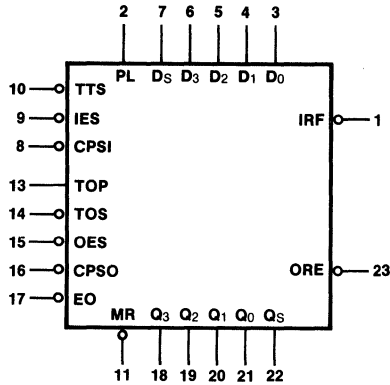
**M50
9410**



V_{CC} = Pin 18
 GND = Pin 9

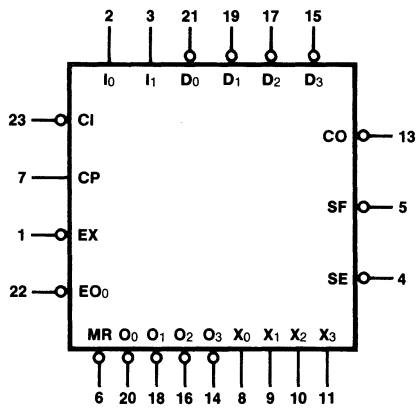
MEMORY

M51
9403



V_{CC} = Pin 24
GND = Pin 12


M52
9406



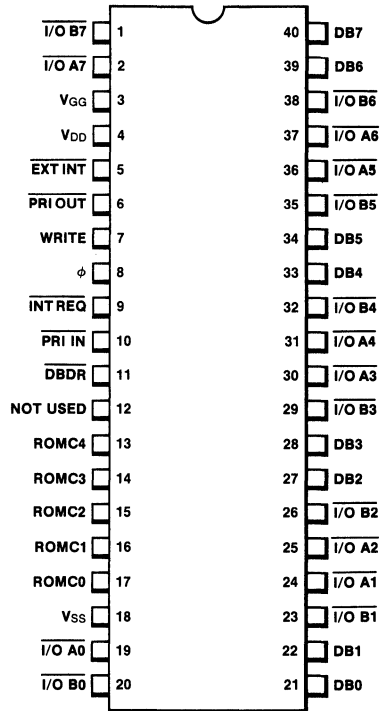
V_{CC} = Pin 24
GND = Pin 12

MICROCOMPUTERS

**P1
F3850**

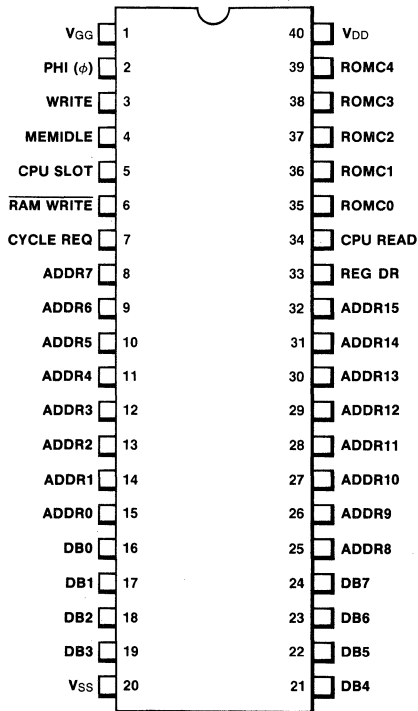


**P2
F3851
F3861**

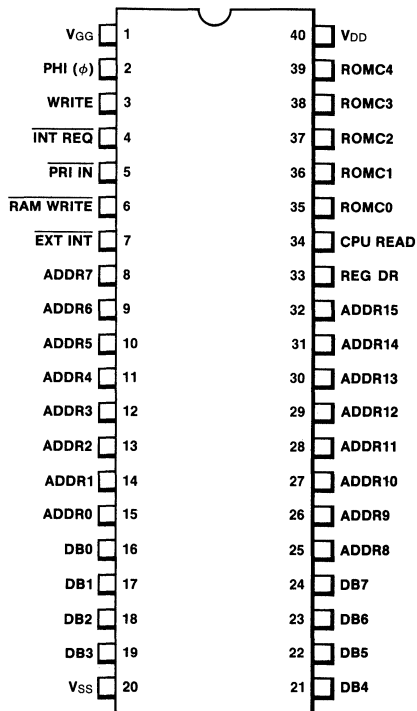


MICROCOMPUTERS

**P3
F3852**




**P4
F3853**

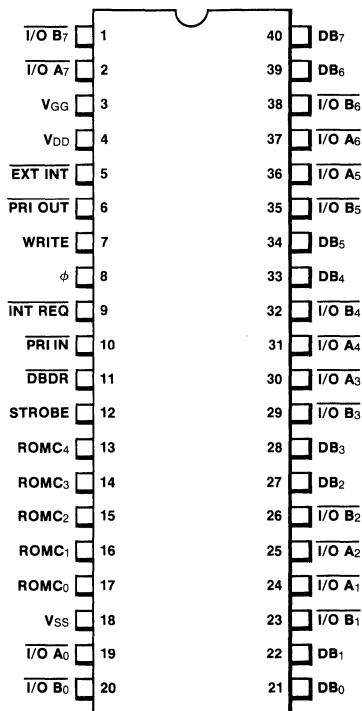


MICROCOMPUTERS

**P5
F3854**

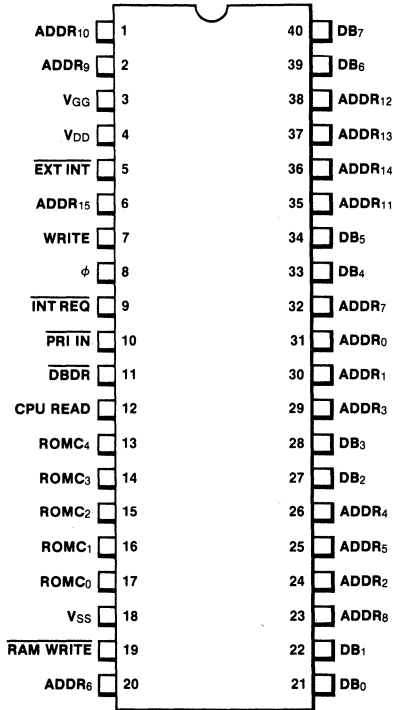


**P6
F3856
F3871**

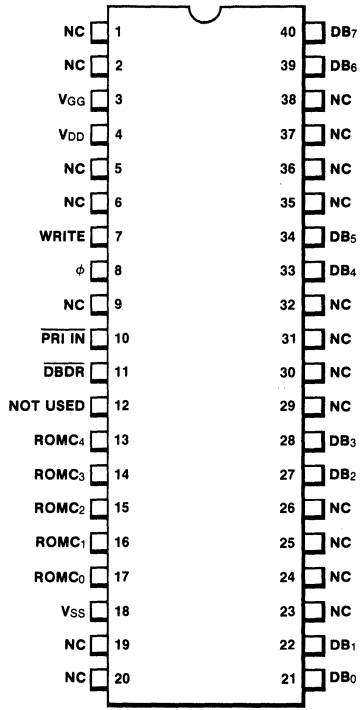


MICROCOMPUTERS

**P7
F3857**

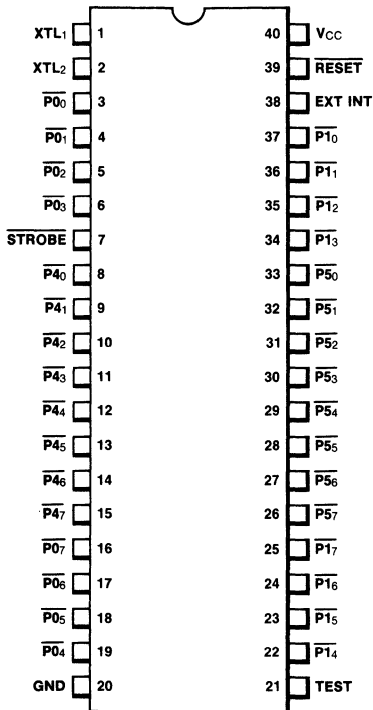


**P8
F3899**

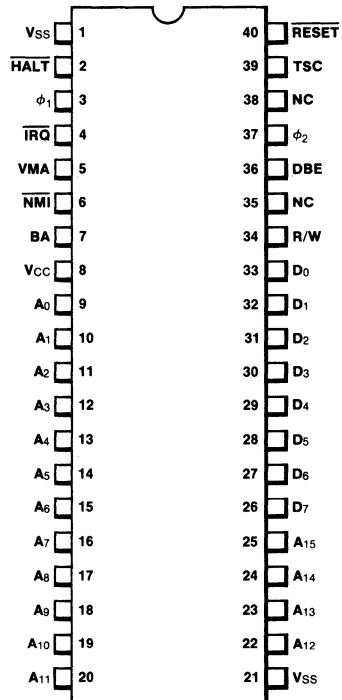


MICROCOMPUTERS

**P9
F3870**

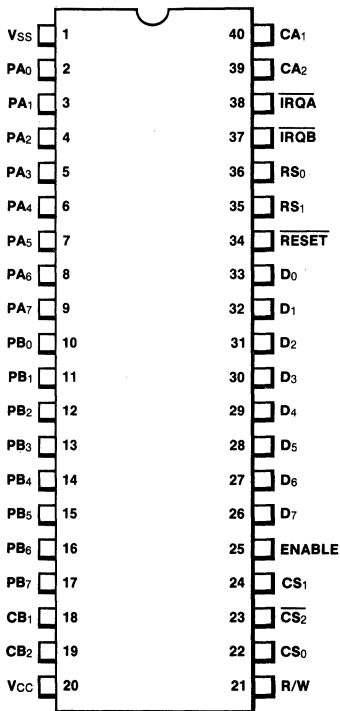


**P10
F6800
F68A00
F68B00**




MICROCOMPUTERS

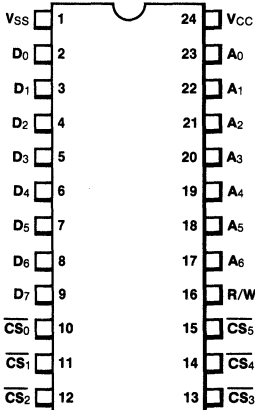
P11
F6820/21
F68A21
F68B21



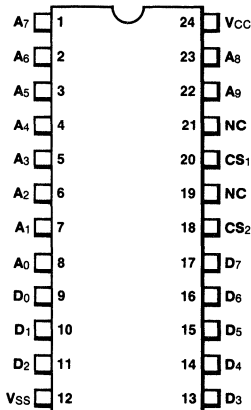
P12
F6850
F68A50
F68B50



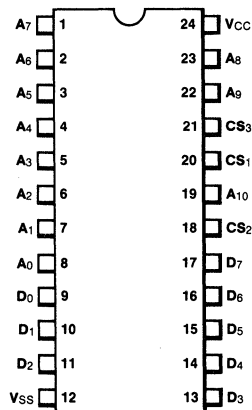
P13
F6810
F68A10
F68B10



P14
F68308
F68A308




P15
F68316
F68A316
F68B316

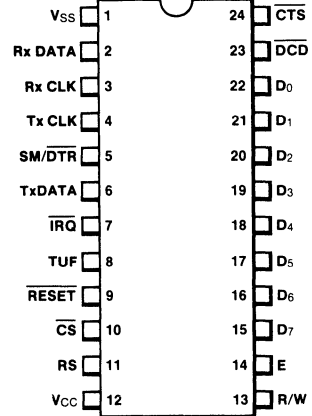


MICROCOMPUTERS

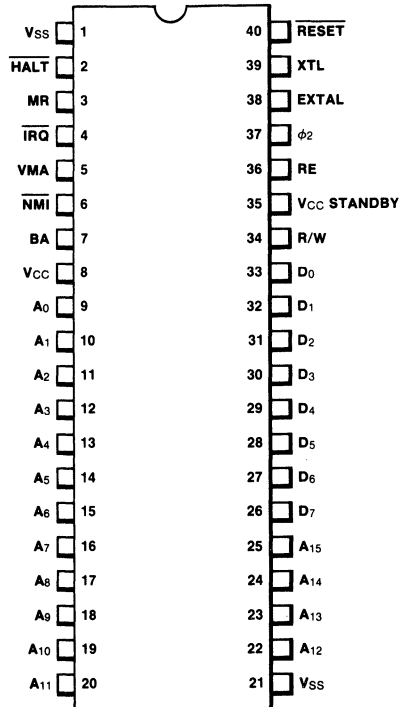
P16
F6840
F68A40



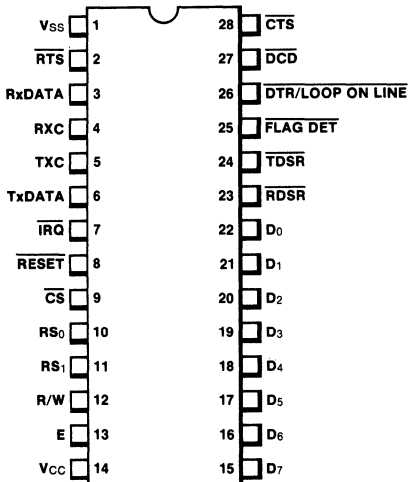
P17
F6852
F68A52
F68B52



P19
F6802
F68A02
F68B02

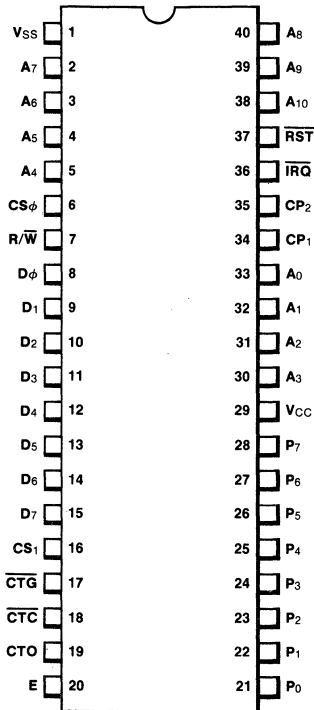


P18
F6854
F68A54




MICROCOMPUTERS

**P20
F6846
F68A46**

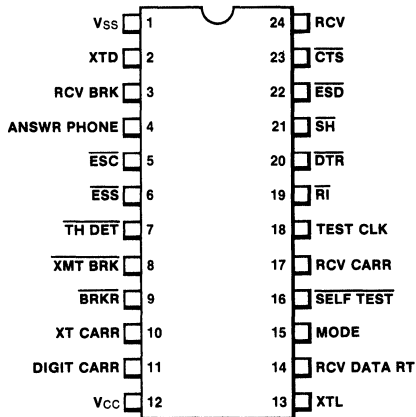


**P22
F6840**

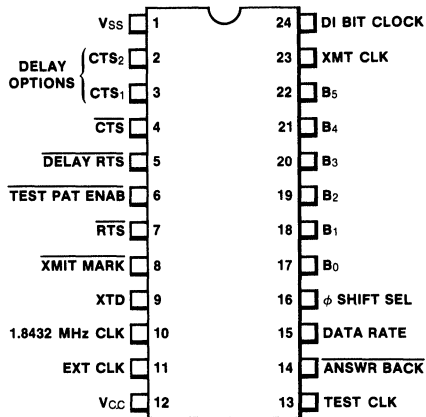


MICROCOMPUTERS

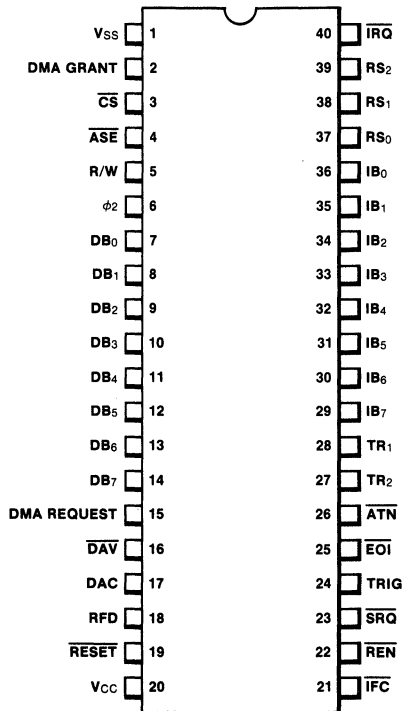
**P23
F6860**



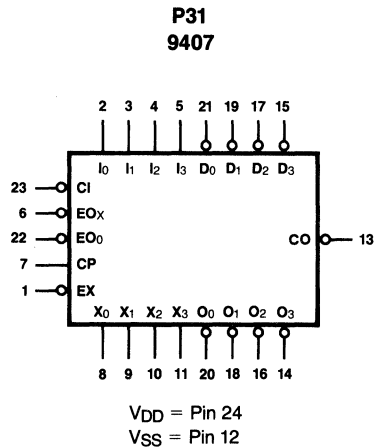
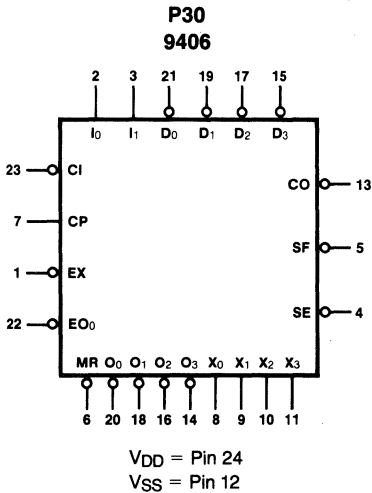
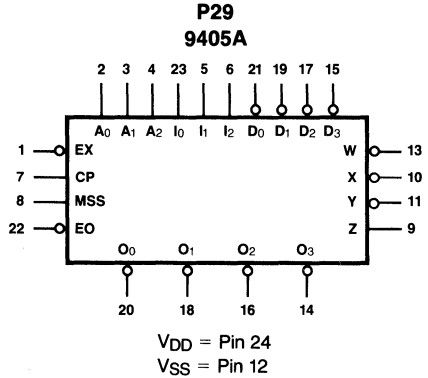
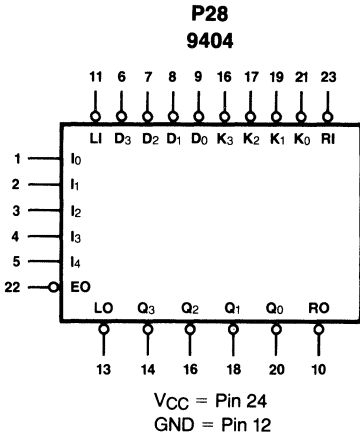
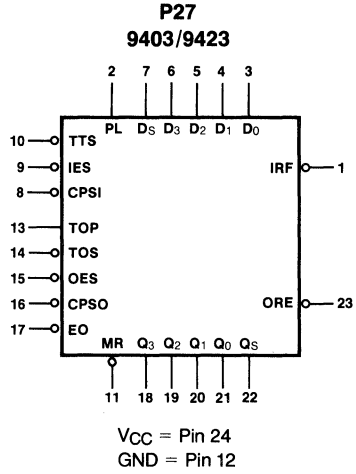
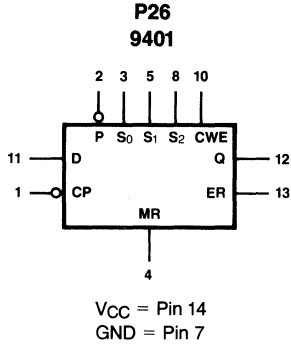
**P24
F6862**



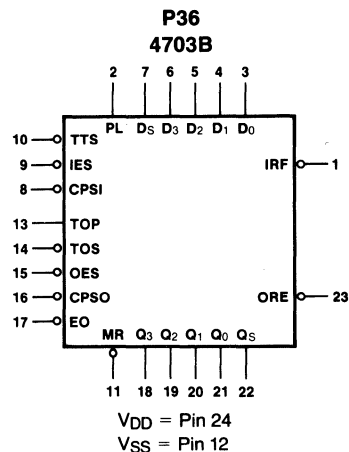
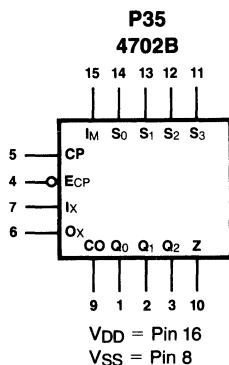
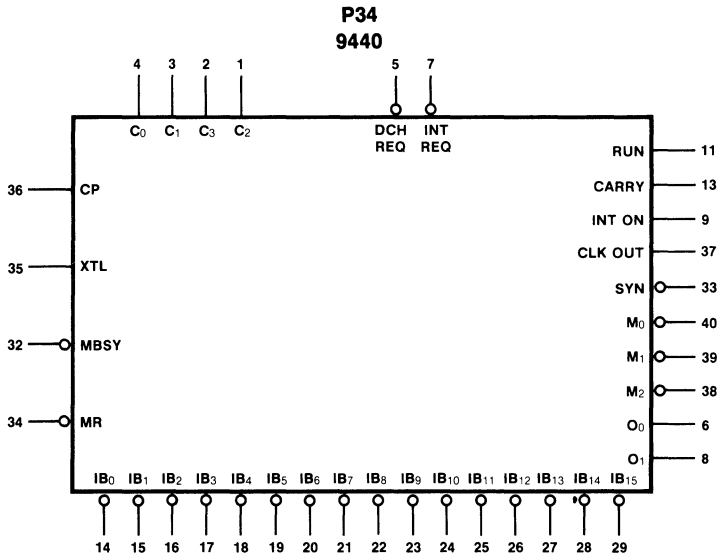
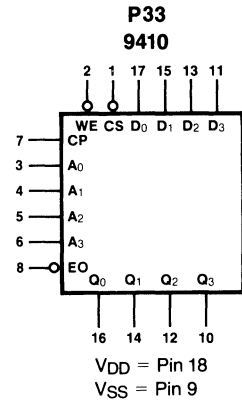
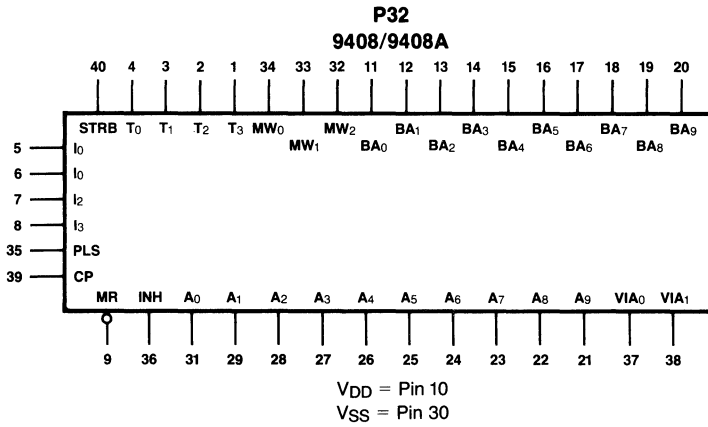
**P25
F68488**



MICROCOMPUTERS

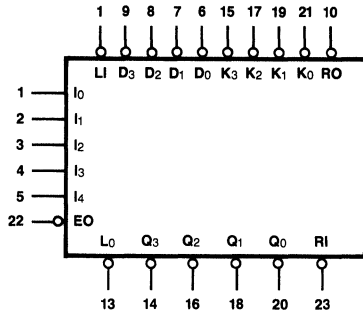


MICROCOMPUTERS



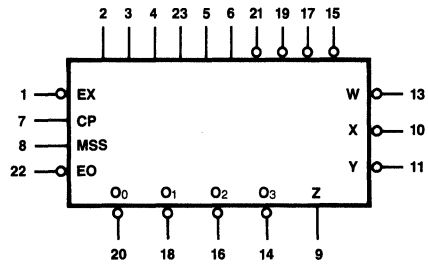
MICROCOMPUTERS

**P37
4704B**



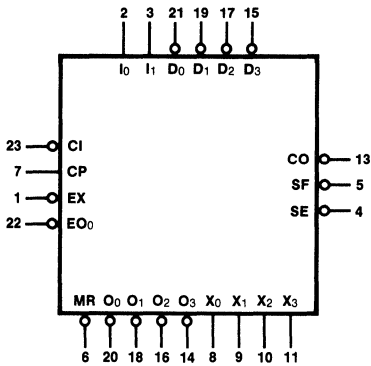
VDD = Pin 24
VSS = Pin 12

**P38
4705B**



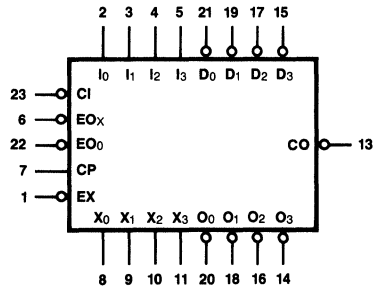
VDD = Pin 24
VSS = Pin 12

**P39
4706B**



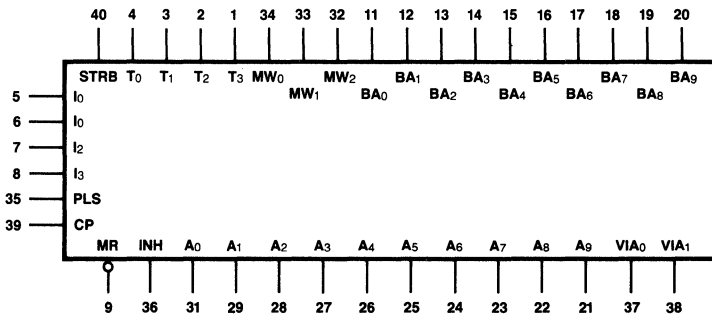
VDD = Pin 24
VSS = Pin 12

**P40
4707B**



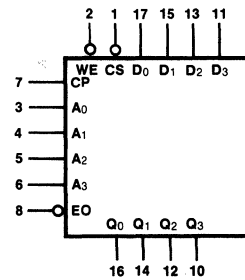
VDD = Pin 24
VSS = Pin 12

**P41
4708B**

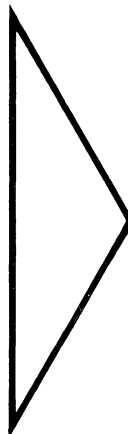



VDD = Pin 10
VSS = Pin 30

**P42
4710B**



VDD = Pin 18
VSS = Pin 9



PRODUCT INDEX	1
DIODES	2
TRANSISTORS	3
OPTOELECTRONICS	4
CHARGE-COUPLED DEVICES	5
HYBRIDS	6
LINEAR	7
INTERFACE	8
DIGITAL	9
MEMORIES	10
MICROCOMPUTERS	11
AEROSPACE AND DEFENSE	12
LOGIC/CONNECTION DIAGRAMS	13
ORDERING INFORMATION AND PACKAGE OUTLINES	14
FAIRCHILD FIELD SALES OFFICES, REPRESENTATIVES AND DISTRIBUTORS	15

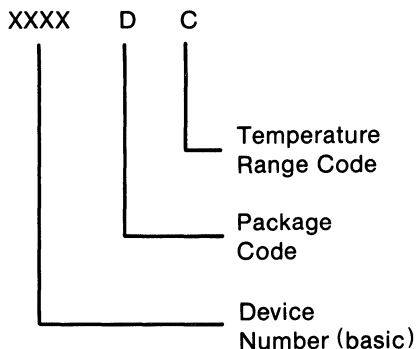
ORDERING INFORMATION

DISCRETE PRODUCTS

Fairchild discrete products may be ordered by the Device Number listed in either the Product Index (Section 1) or the selection guides (Sections 2 through 4).

INTEGRATED CIRCUITS

Specific ordering codes are given in the Product Index in Section 1. The selection guides given in Section 5 through 11 list only "basic" Device Numbers. This basic number is used to form part of a simplified purchasing code where the package style and temperature range are defined as follows:



Coding will differ on second-source devices. If questions arise on the proper ordering code on any Fairchild device, check with your local Fairchild Salesperson or Representative before ordering.

Temperature Range

Four basic temperature grades are in common use:

C = Commercial
 0° C to +70/75° C (exc. CMOS)
 -40° C to +85° C (CMOS)

V = Vehicular
 -40° C to +85° C

L = Limited Military
 -20° C to +85° C (LIC)
 -55° C to +85° C (MOS)

M = Military
 -55° C to +125° C

ORDERING INFORMATION (Cont'd)

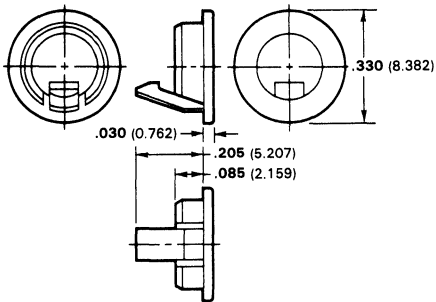
Package Code

One letter represents the basic package style. Different package outlines exist within each package style to accommodate varying die sizes and number of leads.

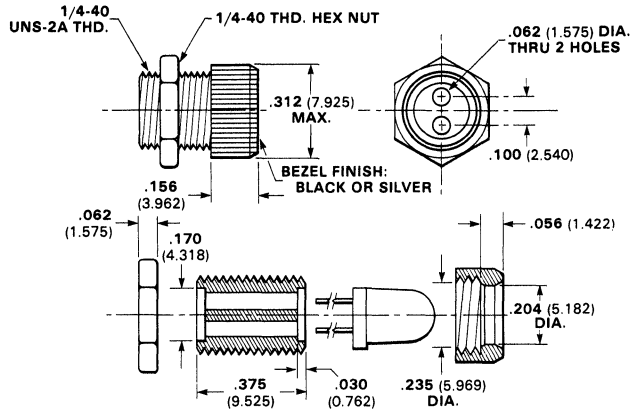
- D — Ceramic/Hermetic Dual In-line
QA, QB, TO-116, 6A, 6B, 6D, 6E, 6F, 6I, 6J, 6M, 6N, 6Q, 6Z, 7A, 7B, 7D, 7F, 7H, 7I, 7L, 7M, 7R, 7Y, 8E, 8F, 8I, 8R, 8T
- E — Epoxy Cylindrical
TO-105, TO-106
- F — Flatpak
TO-86, TO-91, 3D, 3F, 3I, 3M, 4B, 4L, 4M, 4Q, 4R, 8U
- H — Metal Can (TO-5 type)
TO-5, TO-18, TO-33, TO-39, TO-52, TO-71, TO-72, TO-78, TO-96, TO-99, TO-100, TO-101, 5B, 5E, 5F, 5G, 5S, 5U
- J — Metal Power Package
TO-66
- K — Metal Power Package
TO-3
- P — Plastic Dual In-line
TO-116, 4K, 6V, 8K, 8P, 9A, 9B, 9C, 9H, 9J, 9M, 9N, 9U, 9Y, 9Z
- R — Ceramic Mini-DIP
6T
- T — Plastic Mini-DIP
9T, 9V (T1), 9V (T2), 9V (T3), 9W (P3), 9W (P4), 9W (P5), 9W (P6)
- H — Plastic Power Package
TO-220
- U1 — Power Watt, Dynawatt
TO-220, 8Y, 8Z
- W — Epoxy
TO-92

FAIRCHILD PACKAGE OUTLINES

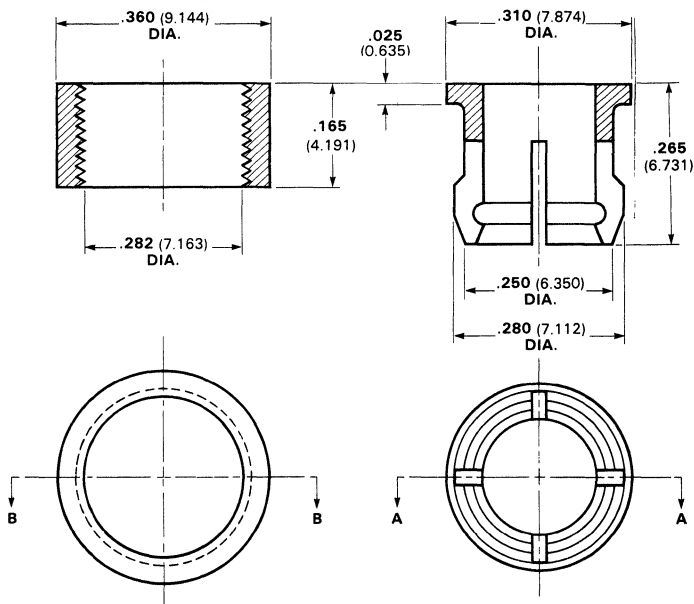
Opto - 1



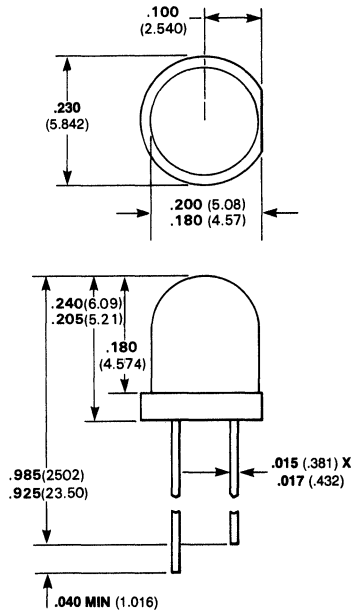
Opto - 2



Opto - 3



Opto - 4

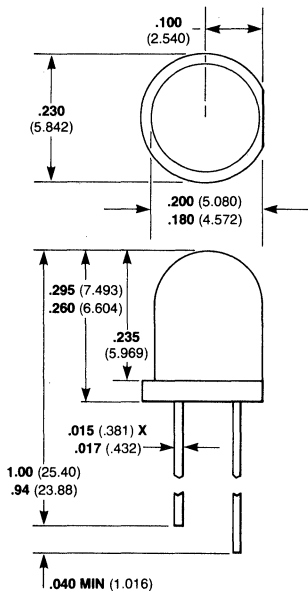


NOTE:
Tolerance unless specified = $\pm .015$ ($\pm .381$)

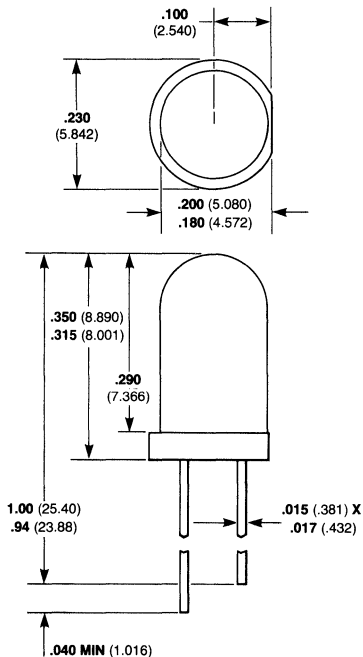
All dimensions in inches (bold) and millimeters (parentheses)

FAIRCHILD PACKAGE OUTLINES

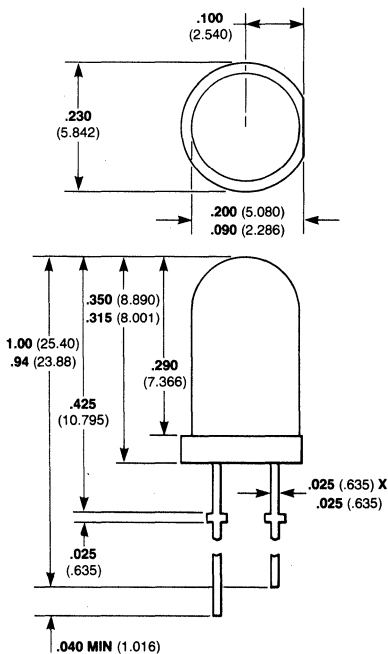
Opto - 5



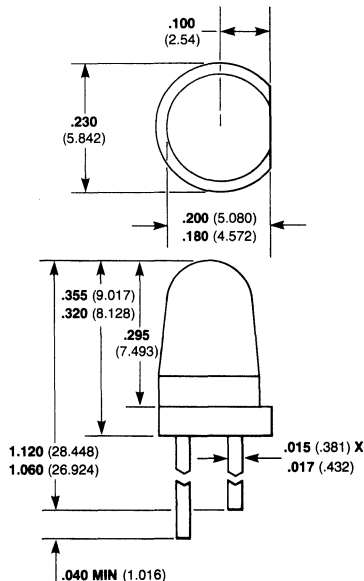
Opto - 6



Opto - 7



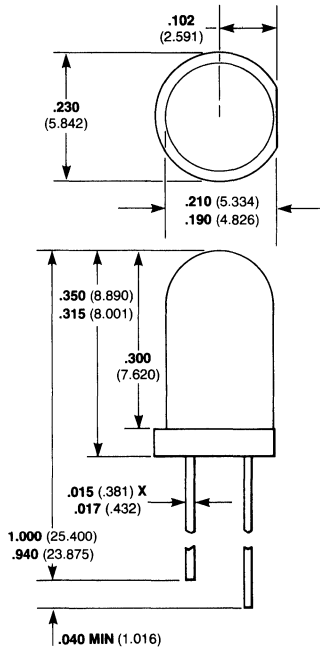
Opto - 8



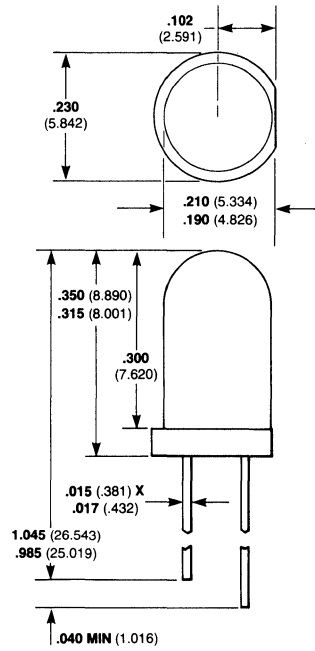
All dimensions in inches (bold) and millimeters (parentheses)
Tolerance unless specified = $\pm .015$ ($\pm .381$)

FAIRCHILD PACKAGE OUTLINES

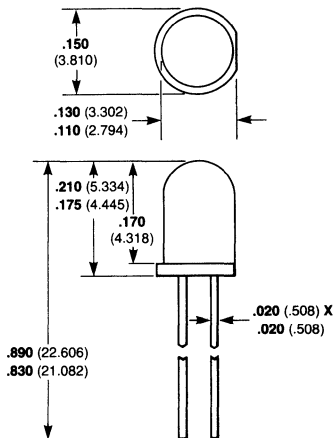
Opto - 9



Opto - 10



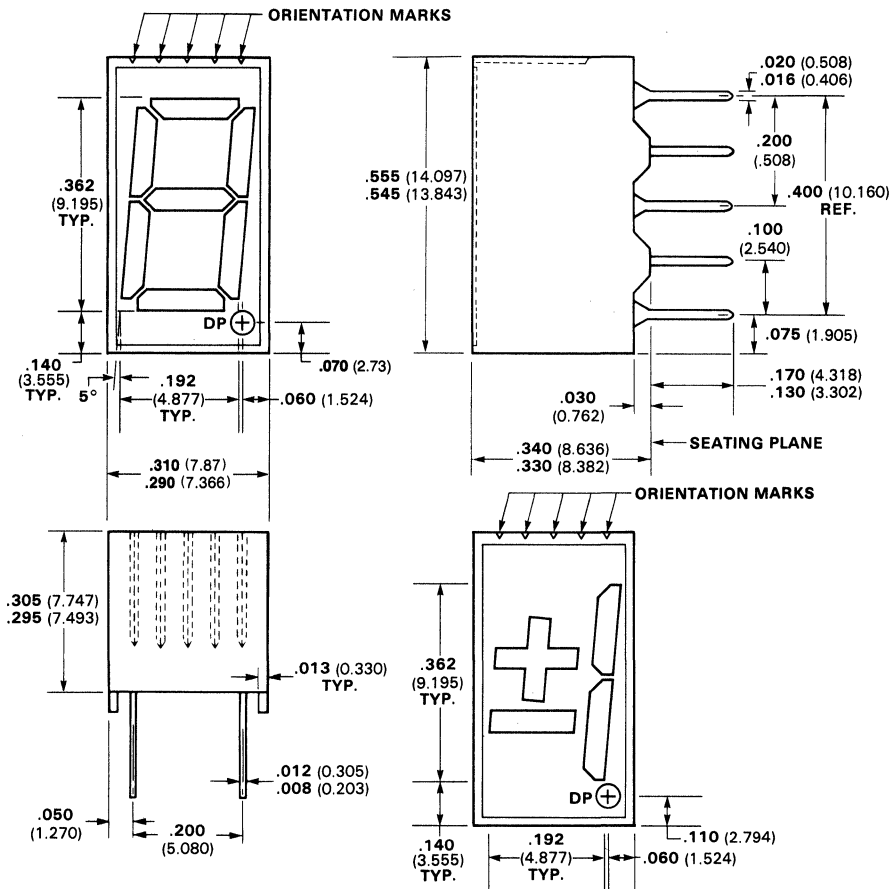
Opto - 11



All dimensions in inches (bold) and millimeters (parentheses)
Tolerance unless specified = $\pm .015$ ($\pm .381$)

FAIRCHILD PACKAGE OUTLINES

Opto - 12



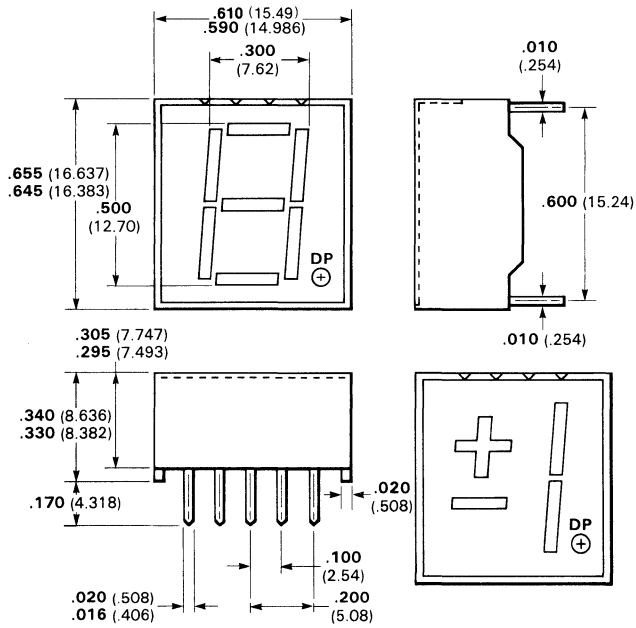
NOTES:

- For polarity indication the top surface is ribbed.
- The unit LED segments cannot necessarily be seen through the lens cap.
- Lens cap color is red for red LED.
- Pins 1 and 6 are common.
- All dimensions are $\pm .015$ inch.

All dimensions in inches (bold) and millimeters (parentheses)

FAIRCHILD PACKAGE OUTLINES

Opto - 13



NOTES:

For polarity indication the surface is ribbed.

The unlit LED segments cannot necessarily be seen through the lens cap.

Lens cap color is red for red LED

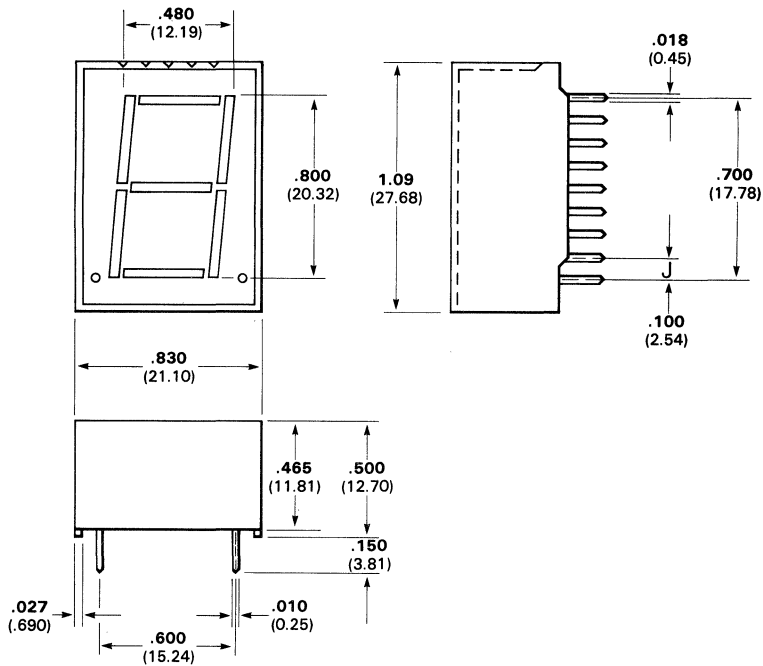
Pins 3 and 8 are common

All dimensions are ± 0.015 inch

All dimensions in inches (bold) and millimeters (parentheses)

FAIRCHILD PACKAGE OUTLINES

Opto - 14



NOTES:

For polarity indication the surface is ribbed.

The unlit LED segments cannot necessarily be seen through the lens cap.

Lens cap color is red for red LED

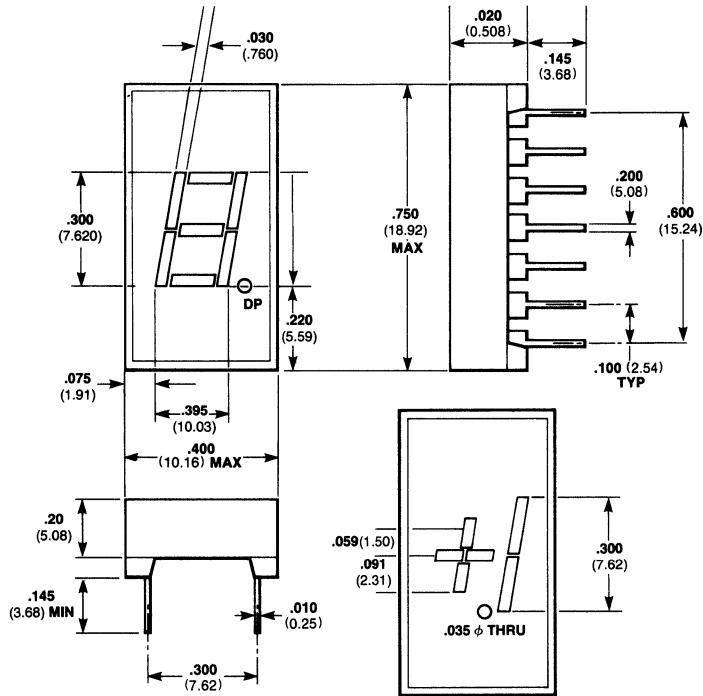
Pins 4, 6, 12 and 17 are common

All dimensions are ± 0.015 inch

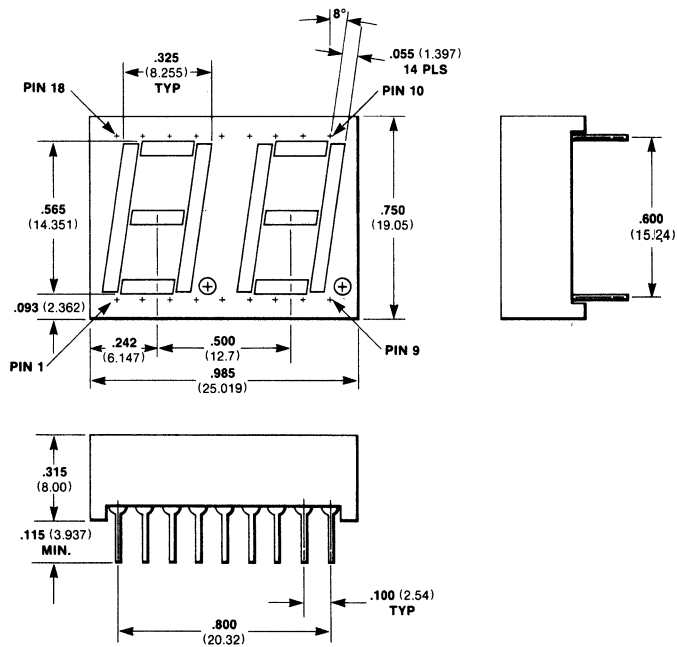
All dimensions in inches (bold) and millimeters (parentheses)

FAIRCHILD PACKAGE OUTLINES

Opto - 15



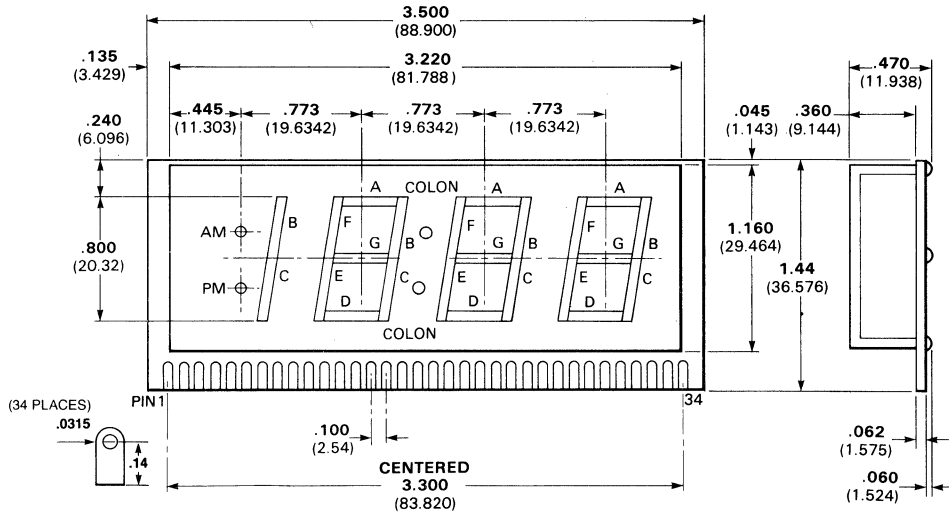
Opto - 16



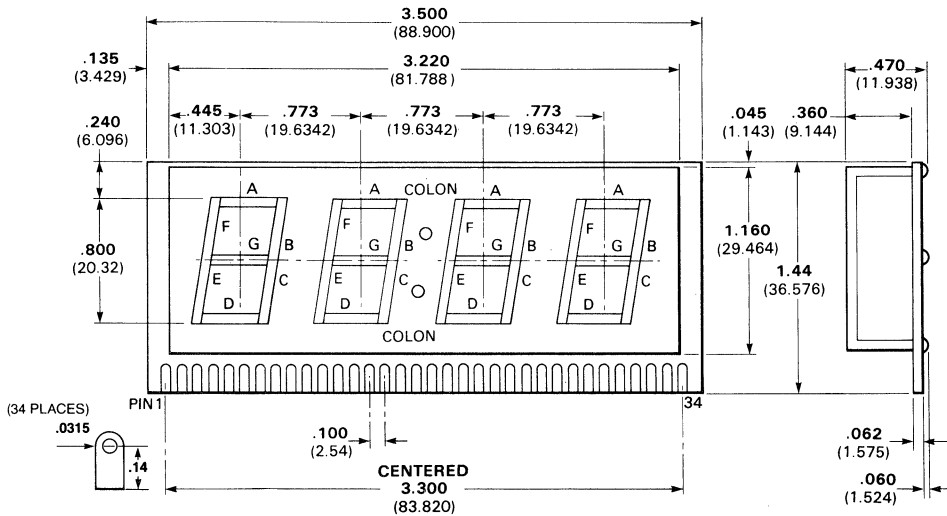
All dimensions in inches (bold) and millimeters (parentheses)

FAIRCHILD PACKAGE OUTLINES

Opto - 17



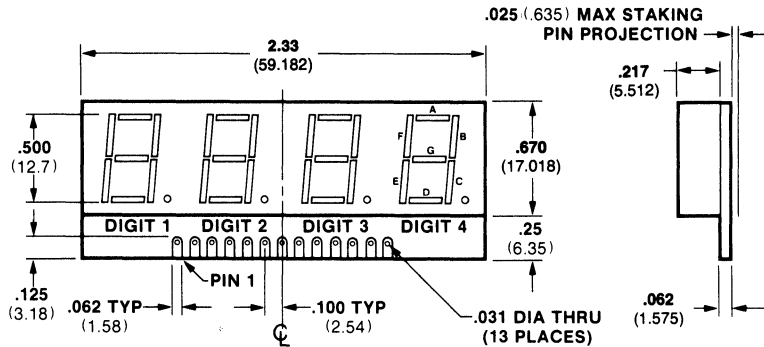
Opto - 18



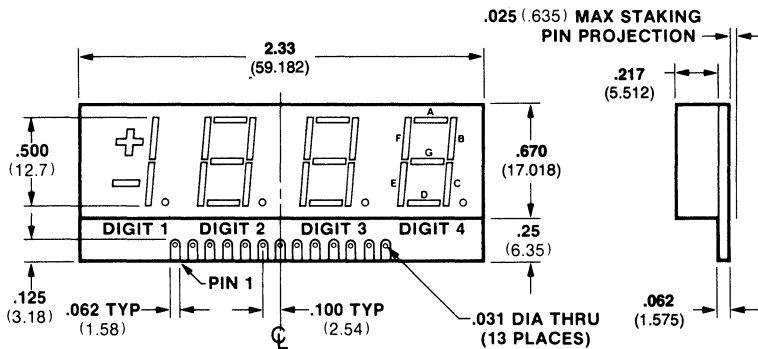
All dimensions in inches (bold) and millimeters (parentheses)

FAIRCHILD PACKAGE OUTLINES

Opto - 20



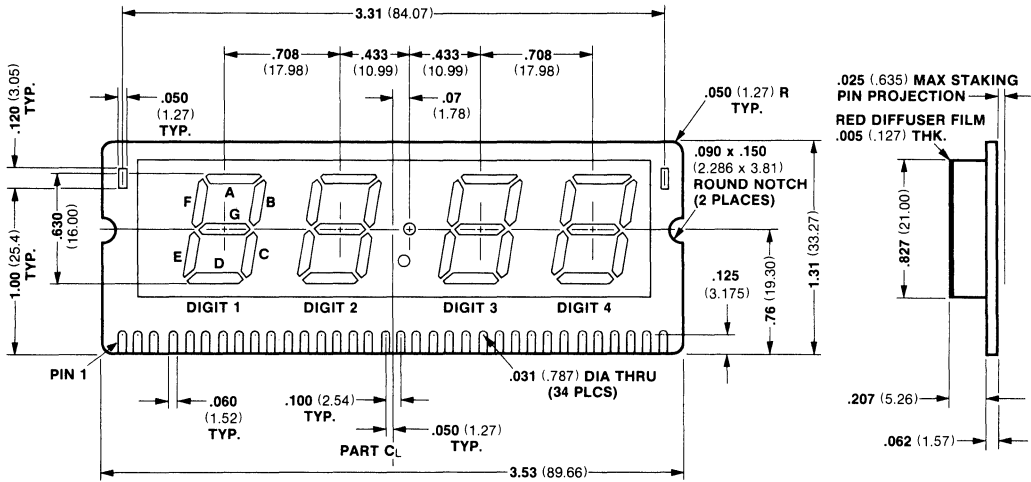
Opto - 21



All dimensions in inches (bold) and millimeters (parentheses)

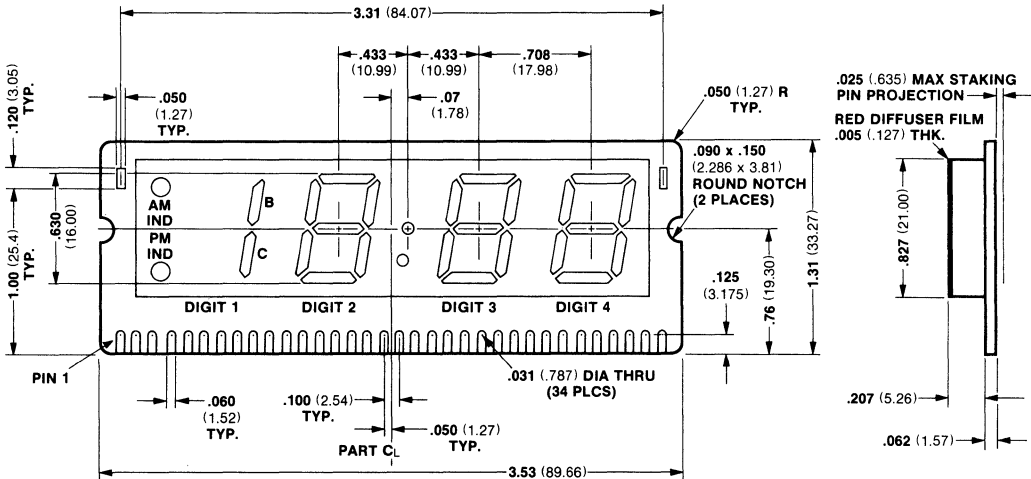
FAIRCHILD PACKAGE OUTLINES

Opto-24



NOTE:
Colon cathodes tied to digits 3 & 4

Opto-25

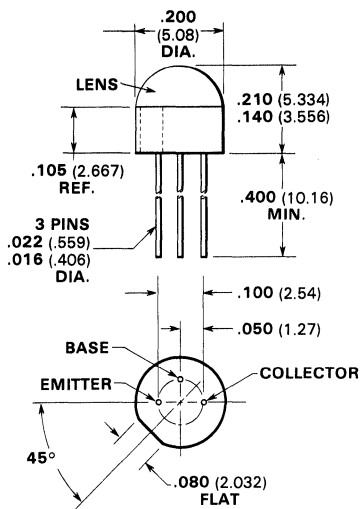


NOTE:
AM/PM Ind. cathodes tied to digits 1 & 2.
Colon cathodes tied to digits 3 & 4.

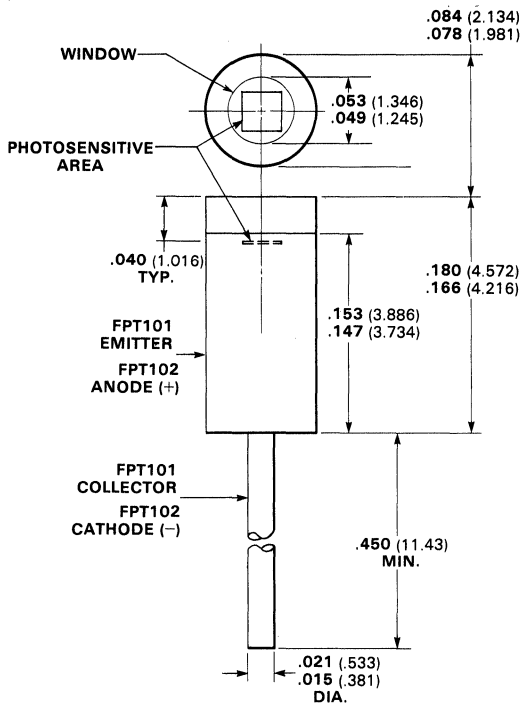
All dimensions in inches (bold) and millimeters (parentheses)

FAIRCHILD PACKAGE OUTLINES

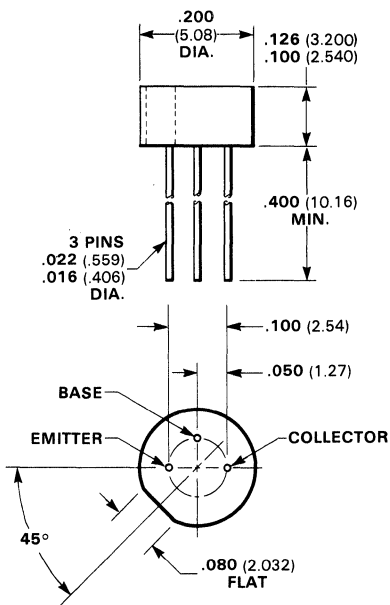
Opto - 26



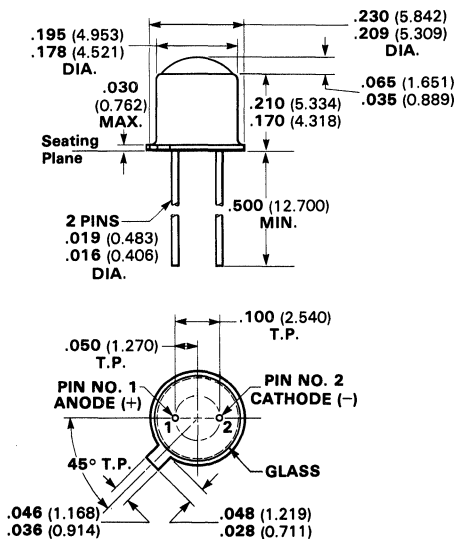
Opto - 27



Opto - 28



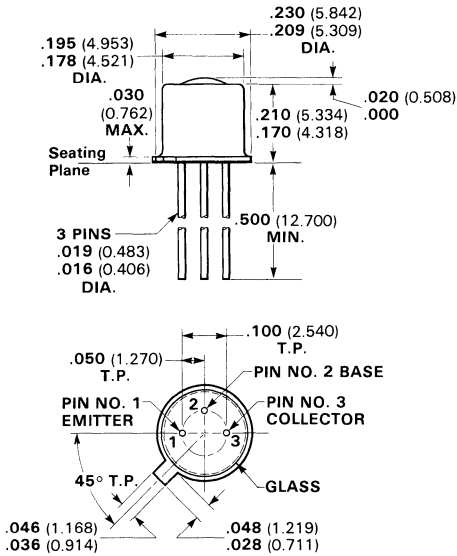
Opto - 29



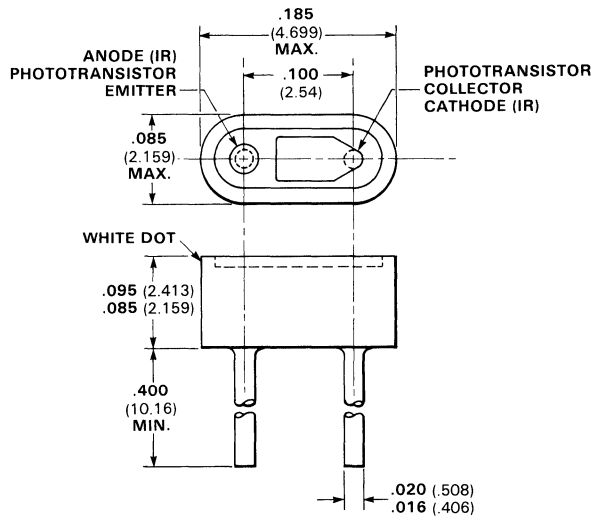
All dimensions in inches (bold) and millimeters (parentheses)

FAIRCHILD PACKAGE OUTLINES

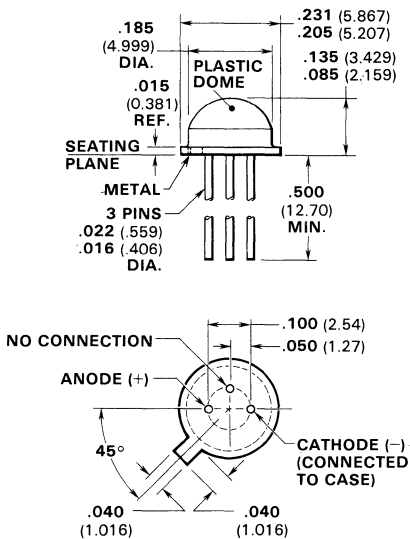
Opto - 30



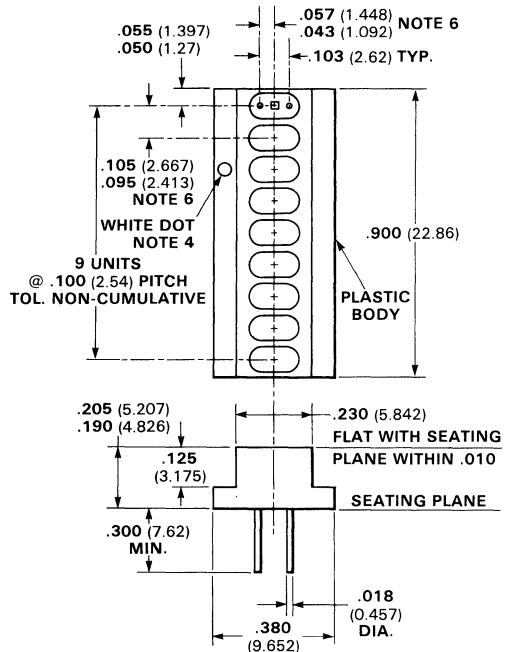
Opto - 31



Opto - 32



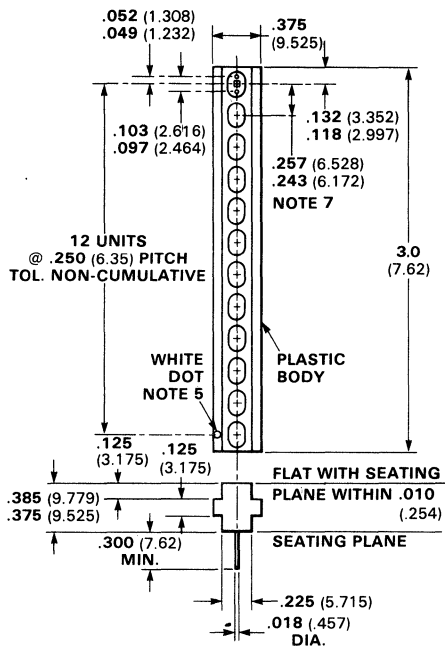
Opto - 33



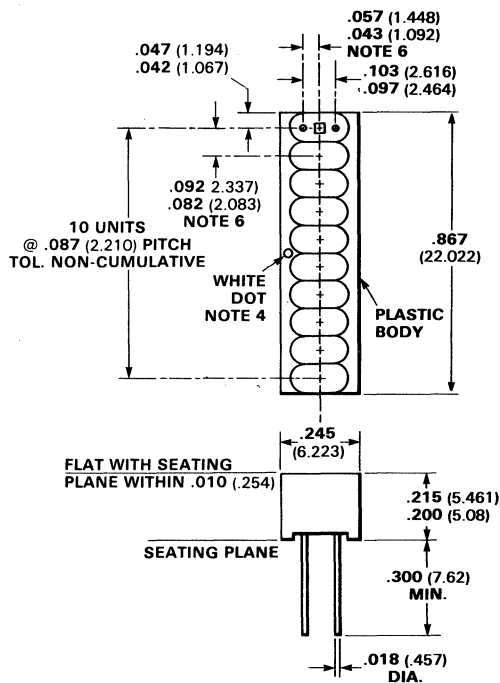
All dimensions in inches (bold) and millimeters (parentheses)

FAIRCHILD PACKAGE OUTLINES

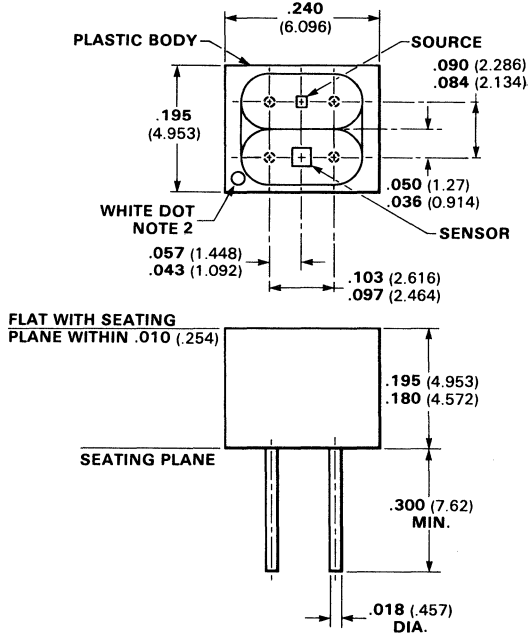
Opto - 34



Opto - 35



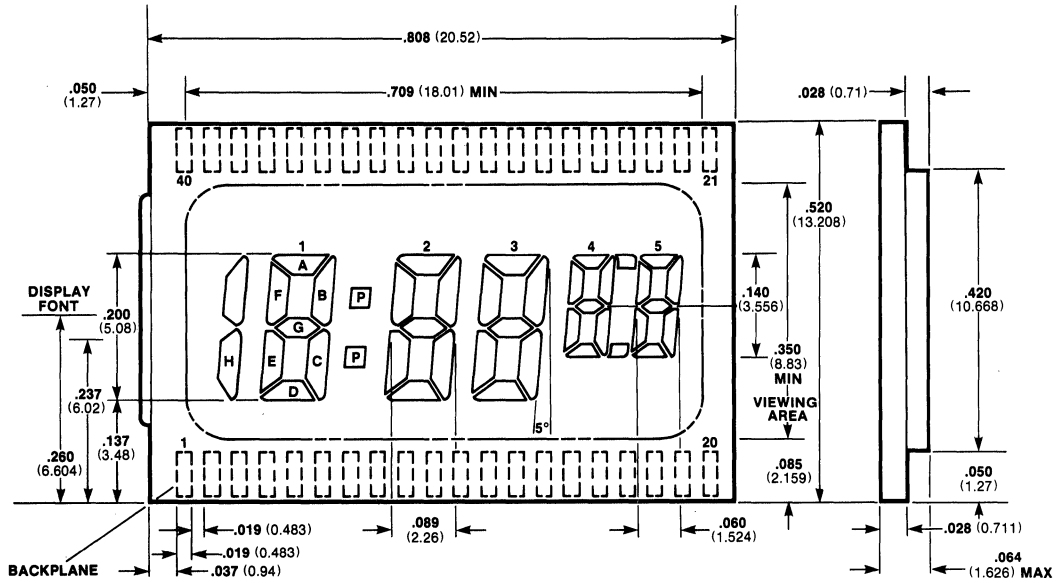
Opto - 36



All dimensions in inches (bold) and millimeters (parentheses)

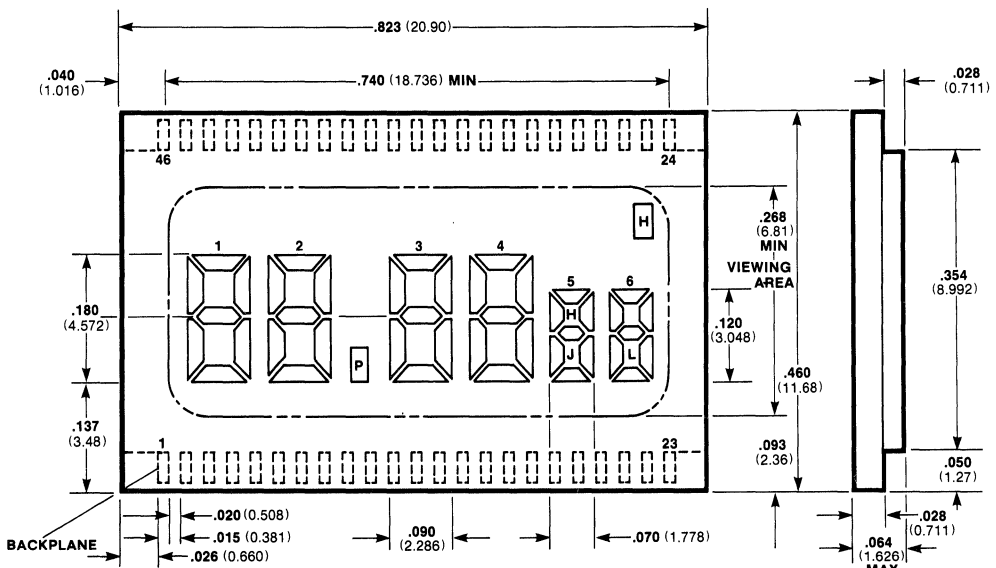
FAIRCHILD PACKAGE OUTLINES

Opto - 41



P-DISPLAY WITH POLARIZERS

Opto - 42

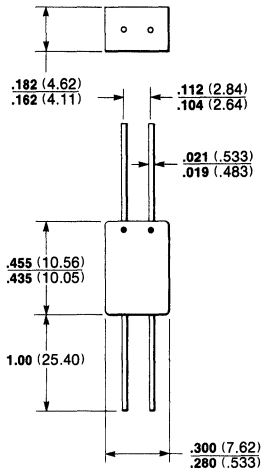


P-DISPLAY WITH POLARIZERS

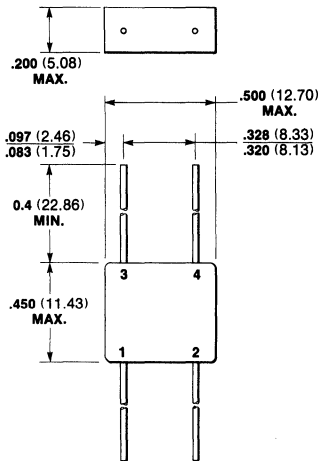
All dimensions in inches (bold) and millimeters (parentheses)

FAIRCHILD PACKAGE OUTLINES

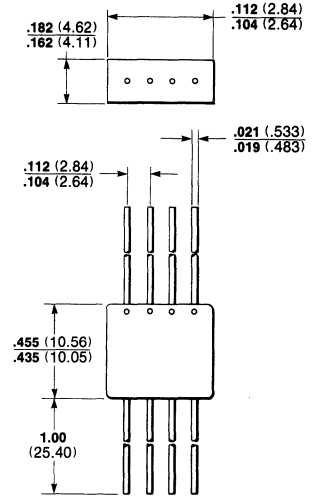
308



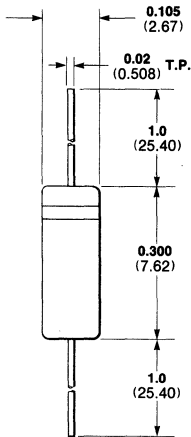
309



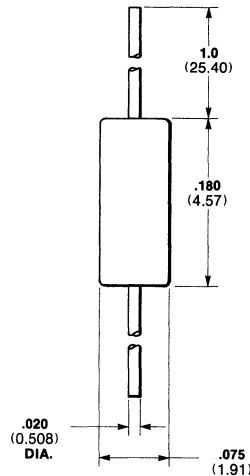
310



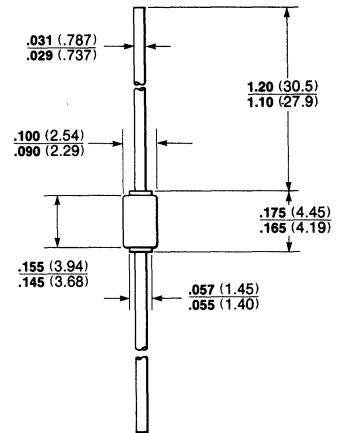
JEDEC DO-7 OUTLINE



JEDEC DO-35 OUTLINE



JEDEC DO-41 OUTLINE



NOTES:
 .020 diameter dumet pins, tinned or gold-plated
 Hermetically sealed glass
 Package weight is 0.25 grams

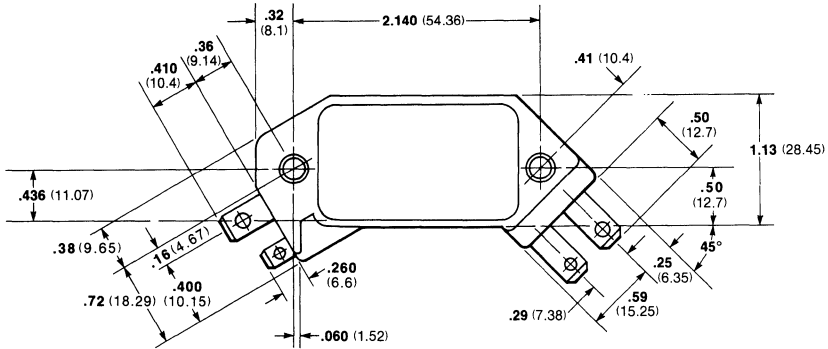
NOTES:
 .020 diameter dumet leads, tinned or gold-plated
 Hermetically sealed glass
 Package weight is 0.14 grams

NOTES:
 Hermetically sealed glass
 Package weight is 0.14 grams

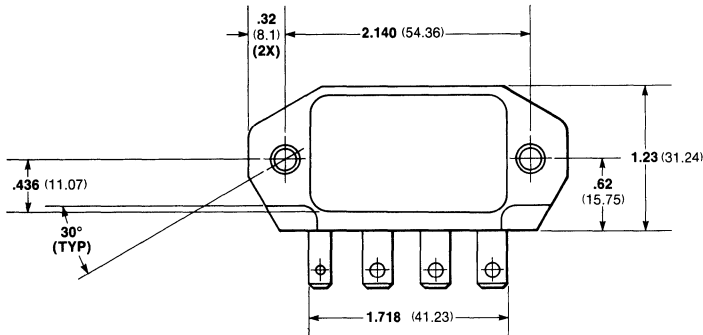
All dimensions in inches (bold) and millimeters (parentheses)

FAIRCHILD PACKAGE OUTLINES

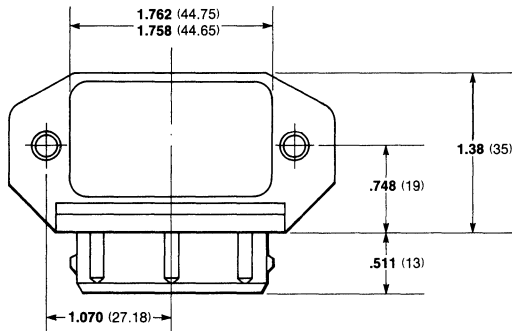
MODULE A



MODULE B



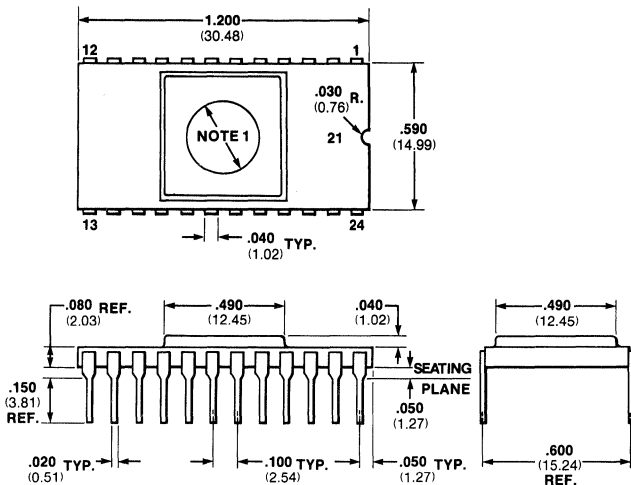
MODULE C



All dimensions in inches (bold) and millimeters (parentheses)

FAIRCHILD PACKAGE OUTLINES

24-PIN SIDE-BRAZED

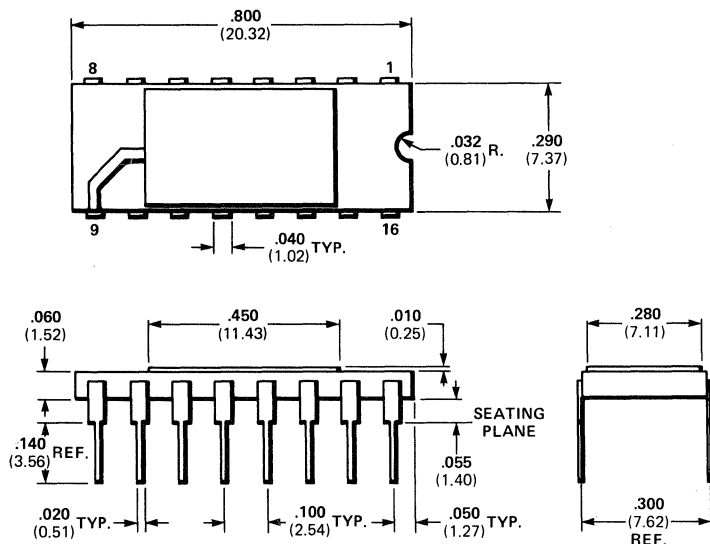


QA

NOTES:

- Optical aperture is .300 (7.62) dia.
- Header is white ceramic
- Lid is gold-plated kovar with glass window
- Pin No. 21 is common to substrate
- Package is hermetic
- Package weight is 4.5 grams

24-PIN SIDE-BRAZED



QB

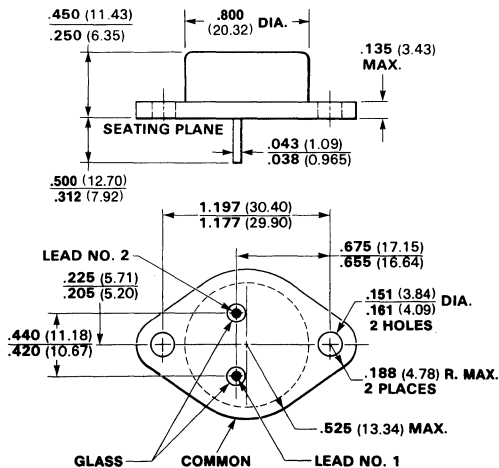
NOTES:

- Header body is black ceramic
- Lid is gold-plated kovar
- Pin No. 9 is common to substrate
- Package is hermetic
- Package weight is 1.1 grams

All dimensions in inches (bold) and millimeters (parentheses)

FAIRCHILD PACKAGE OUTLINES

JEDEC TO-3 OUTLINE

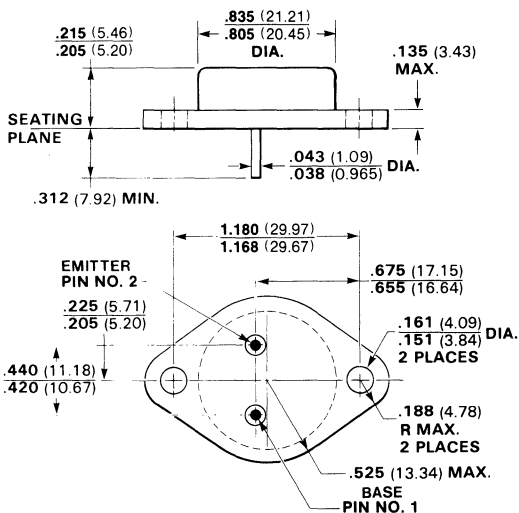


AW

NOTES:

- Leads 1 and 2 electrically isolated from case
- Case is third electrical connection
- Steel base
- Package weight: 12.27 grams

JEDEC TO-3 OUTLINE



GD

NOTES:

- Pins are solder-dipped copper
- Pins 1 and 2 electrically isolated from case
- Case is third electrical connection
- Copper base with braised moly disc. Pins are soldered in
- Package weight is 18.0 grams
- Aluminum cap

GF

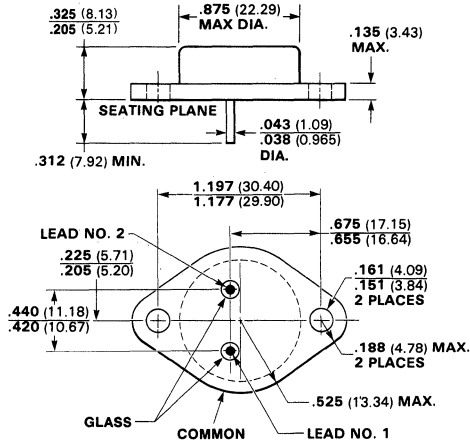
NOTES:

- Pins are alloy 52
- Pins 1 and 2 electrically isolated from case
- Case is third electrical connection
- Copper base with soldered in pins
- Aluminum cap
- Package weight is 17.9 grams

All dimensions in inches (bold) and millimeters (parentheses)

FAIRCHILD PACKAGE OUTLINES

JEDEC TO-3 OUTLINE*



QJ

NOTES:

Leads are gold-plated or solder dipped alloy 52

Leads 1 and 2 electrically isolated from case

Case is third electrical connection

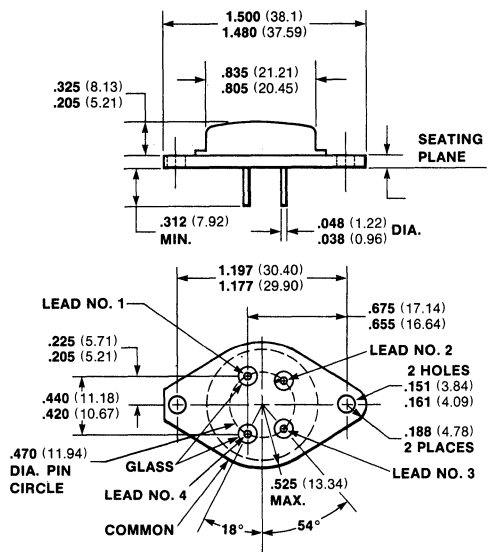
Aluminum package with copper slug, pins are soldered in

Package weight is 7.4 grams

Aluminum cap (may be dome-type, depending prod. line)

*Except lead diameter

JEDEC TO-3 OUTLINE*



GK

NOTES:

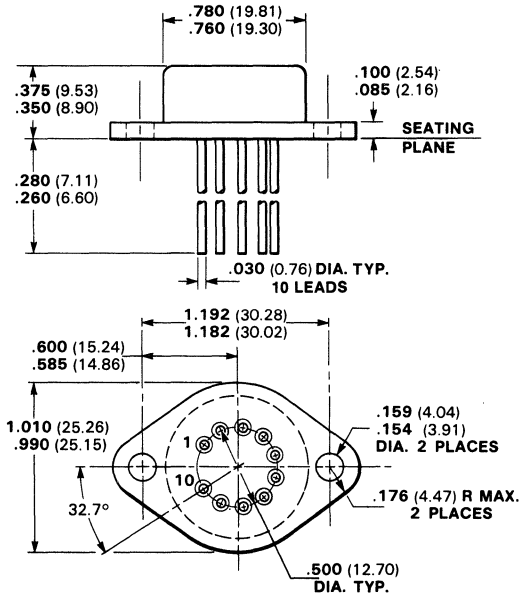
Leads are gold-plated or solder dipped alloy 52

All leads electrically isolated from case

Package weight is 7.4 grams

*Except number of leads and lead diameter

JEDEC TO-3 OUTLINE*



5H

NOTES:

Package material is nickel-plated CRS

Lead material is alloy 52

Glass material is corning 9010

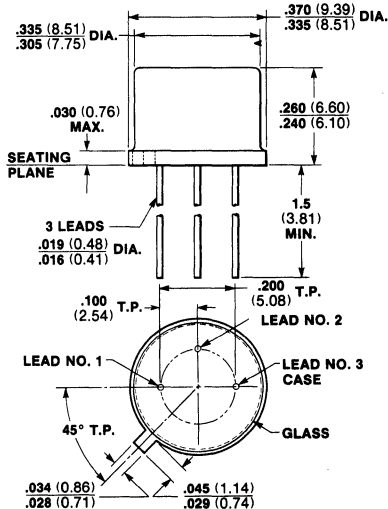
Lead, post and base gold-plated

*Except height and number of leads

All dimensions in inches (bold) and millimeters (parentheses)

FAIRCHILD PACKAGE OUTLINES

JEDEC TO-5 OUTLINE

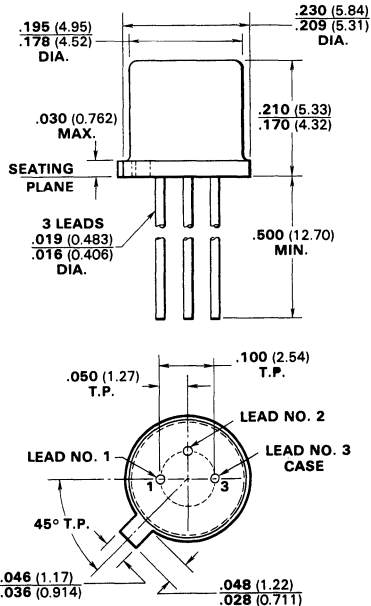


XA

NOTES:

- Leads are gold-plated kovar
- Lead 3 connected to case
- 15 mil kovar header
- Package weight is 1.11 grams

JEDEC TO-18 OUTLINE

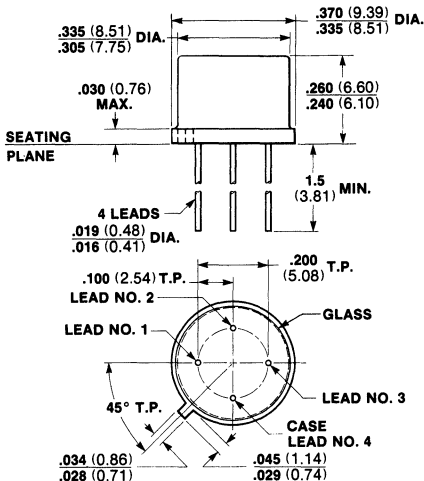


XB

NOTES:

- Leads are gold-plated kovar
- Lead 3 connected to case
- 8 mil kovar header
- Package weight is 0.44 gram

JEDEC TO-33 OUTLINE



XR

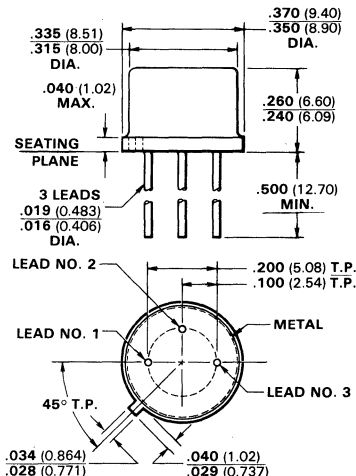
NOTES:

- Leads are gold-plated kovar
- Lead 4 is connected to case
- Internal collector lead length is 75 mils
- Island is 60 mils wide, 80 mils long and 15 mils thick
- Package weight is 1.22 grams

All dimensions in inches (bold) and millimeters (parentheses)

FAIRCHILD PACKAGE OUTLINES

JEDEC TO-39 OUTLINE



BF

NOTES:
 Leads are gold-plated kovar
 Lead 3 connected to case
 50 mil kovar header
 Package weight is 1.23 grams

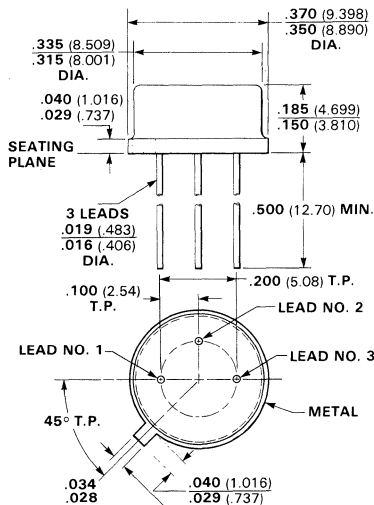
CS

NOTES:
 Leads are solder dipped kovar
 Lead 3 connected to case
 This is a standard package and does not fall into the "special" classification
 Package weight is 0.76 gram

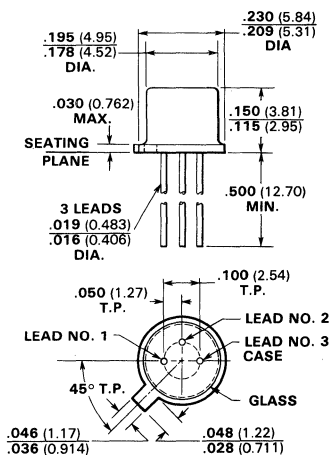
5K

NOTES:
 Leads are gold-plated kovar
 Lead 3 connected to case
 50 mil kovar header
 Package weight is 1.23 grams

JEDEC TO-39 OUTLINE*



JEDEC TO-52 OUTLINE



HC

NOTES:
 Leads are gold-plated kovar
 Lead 3 connected to case
 Package weight is 1.23 grams
 50 mil kovar header
 *Dimensions same as JEDEC TO-39 except for can height

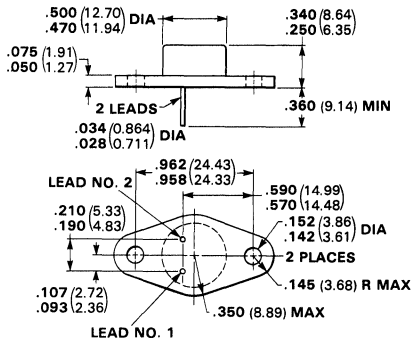
XH

NOTES:
 Leads are gold-plated kovar
 Lead 3 connected to case
 8 mil kovar header
 Package weight is 0.31 gram

All dimensions in inches (bold) and millimeters (parentheses)

FAIRCHILD PACKAGE OUTLINES

JEDEC TO-66 OUTLINE

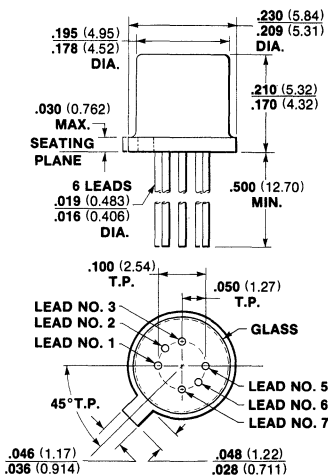


GB

NOTES:

- Leads are gold-plated kovar
- Leads 1 and 2 electrically isolated from case
- Case is third electrical connection
- Nickel-plated steel base and cap
- Package weight is 6.5 grams

JEDEC TO-71 OUTLINE



AB

NOTES:

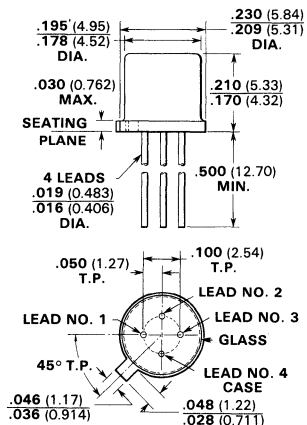
- Leads are gold-plated kovar
- Lead 3 internally connected to one island
- Lead 7 internally connected to other island
- Leads 4 and 8 omitted
- 8 mil kovar header
- Package weight is 0.60 gram

HM

NOTES:

- Leads are gold-plated kovar
- Leads 4 and 8 omitted
- No island
- 8 mil kovar header
- Package weight is 0.60 gram

JEDEC TO-72 OUTLINE



CR

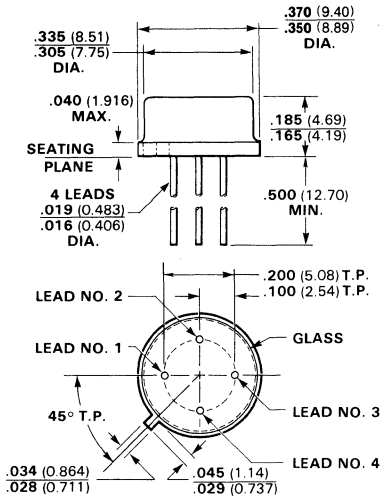
NOTES:

- Leads are gold-plated kovar
- Lead 4 connected to case
- Collector electrically isolated from case
- Package weight is 0.36 gram

All dimensions in inches (bold) and millimeters (parentheses)

FAIRCHILD PACKAGE OUTLINES

JEDEC TO-78 OUTLINE

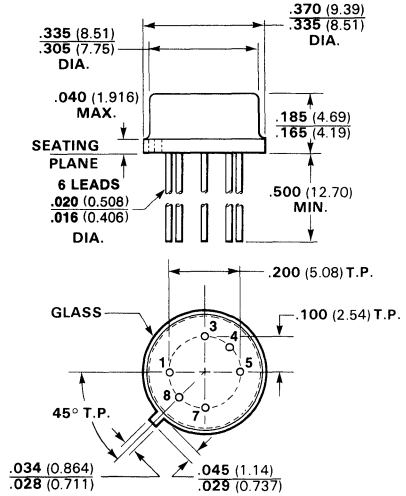


HA

NOTES:

- Leads are solder dipped to seating plane
- Four leads thru
- 50 mil kovar header
- Package weight is 1.08 grams

JEDEC TO-78 OUTLINE

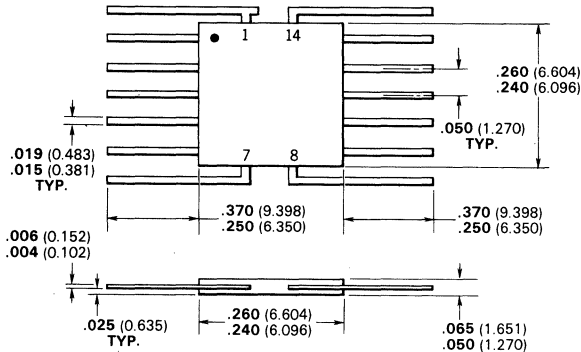


5C

NOTES:

- Leads are solder dipped to within .040 of seating plane
- Six leads through
- Leads 2 and 6 are omitted
- 50 mil kovar header
- Package weight is 0.95 gram

JEDEC TO-86 OUTLINE



3I

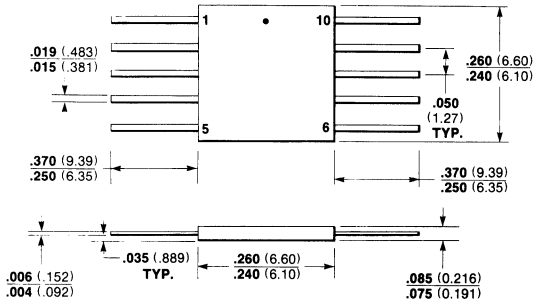
NOTES:

- Leads are tin-plated 42 alloy
- Hermetically sealed alumina package
- Lead 1 orientation may be either tab or dot
- Cavity size is .130 (3.30)
- Package weight is 0.26 gram

All dimensions in inches (bold) and millimeters (parentheses)

FAIRCHILD PACKAGE OUTLINES

JEDEC TO-91 OUTLINE

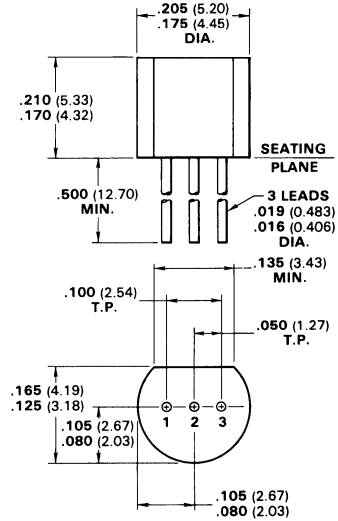


3F

NOTES:

- Leads are tin plated 42 alloy
- Hermetically sealed alumina package
- Cavity size is .130 (3.30) diameter
- Package weight is 0.26 grams

JEDEC TO-92 OUTLINE

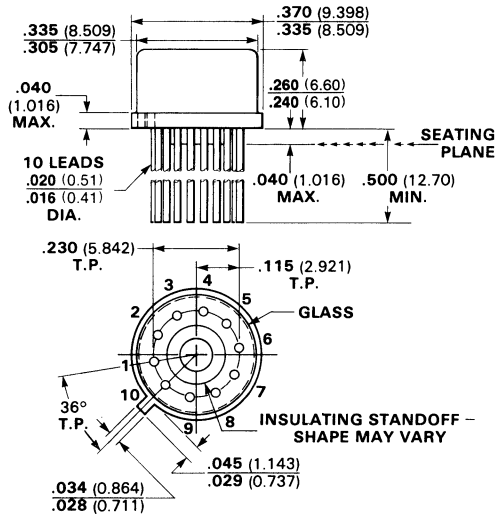


EG

NOTES:

- Package material is transfer molded thermosetting plastic
- Package weight is 0.25 gram

JEDEC TO-96 OUTLINE*



5R

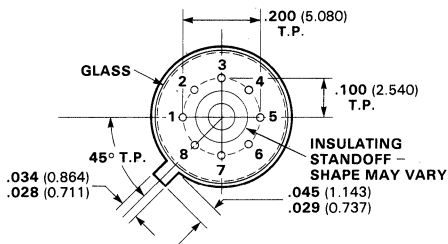
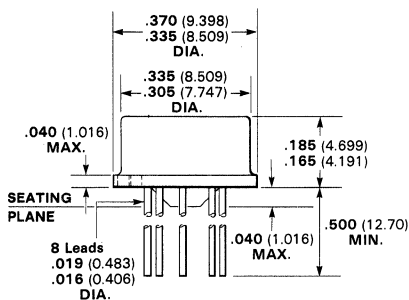
NOTES:

- Leads are gold-plated kovar.
- Nine leads thru, Lead No. 5 is connected to case
- 15 mil kovar header
- Package weight is 1.32 grams.
- *Dimensions similar to JEDEC TO-96 except for standoff.

All dimensions in inches (bold) and millimeters (parentheses)

FAIRCHILD PACKAGE OUTLINES

JEDEC TO-99 OUTLINE



5B

NOTES:

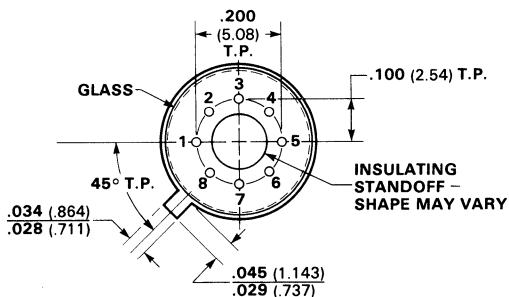
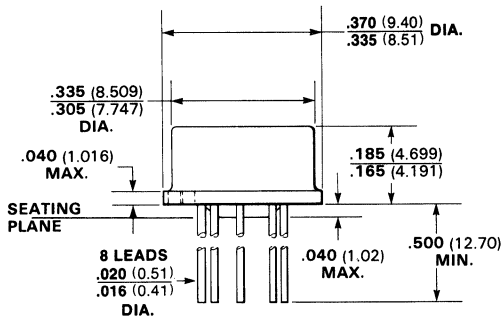
Leads are gold-plated kovar
 Seven leads thru leads No. 4 connected
 to case
 15 mil kovar header
 Package weight is 1.22 grams

5L

NOTES:

Leads are gold-plated kovar
 Eight leads thru
 15 mil kovar header
 Package weight is 1.22 grams

JEDEC TO-99 OUTLINE



5M

NOTES:

Leads are solder dipped to seating plane
 Eight leads thru
 15 mil kovar header
 Package weight is 1.22 grams

5S

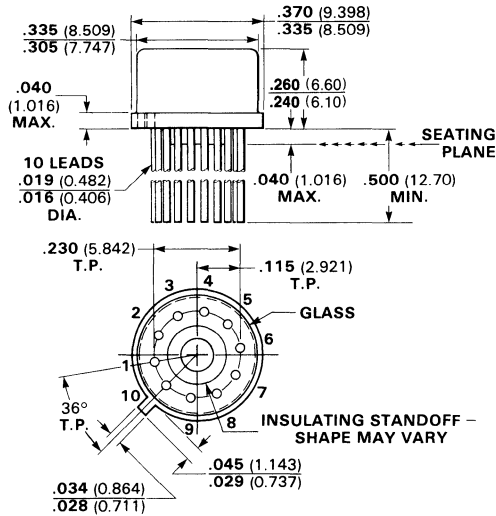
NOTES:

Leads are solder dipped to seating plane
 Seven leads thru, leads No. 4 connected
 to case
 15 mil kovar header
 Package weight is 1.22 grams

All dimensions in inches (bold) and millimeters (parentheses)

FAIRCHILD PACKAGE OUTLINES

JEDEC TO-100 OUTLINE



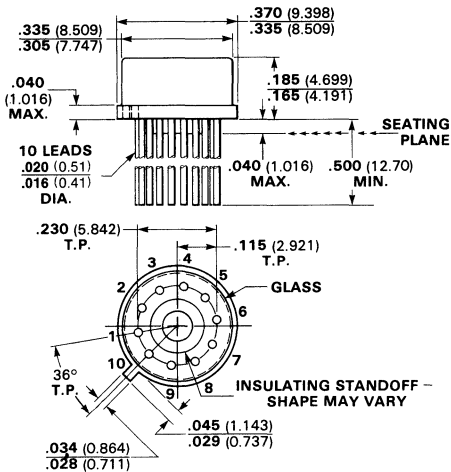
5E

NOTES:
 Leads are gold-plated kovar
 Ten leads thru
 15 mil kovar header
 Package weight is 1.32 grams

5F

NOTES:
 Leads are gold-plated kovar
 Nine leads through, lead 5 connected
 to case
 15 mil kovar header
 Package weight is 1.32

JEDEC TO-100 OUTLINE



5I

NOTES:
 Leads are solder dipped to the seating plane
 Ten leads thru
 High RTH package
 15 mil kovar header
 Package weight is 1.32 grams

5N

NOTES:
 Leads are solder-dipped to the seating plane
 Nine leads through, lead 5 connected to
 case
 15 mil kovar header
 Package weight is 1.32 grams

5Q

NOTES:
 Leads are solder dipped to the seating plane
 Ten leads thru
 15 mil kovar header
 Package weight is 1.32 grams

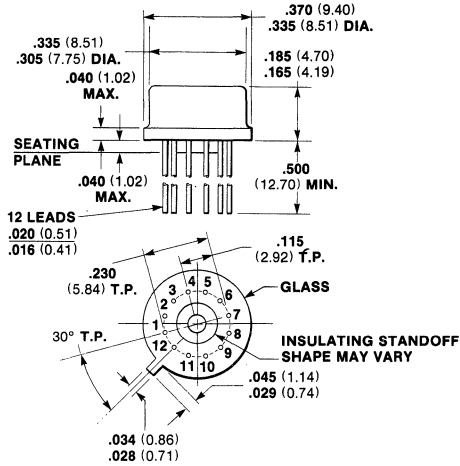
5U

NOTES:
 Leads are gold-plated kovar
 Ten leads through
 High RTH package
 15 mil kovar header
 Package weight is 1.32 grams

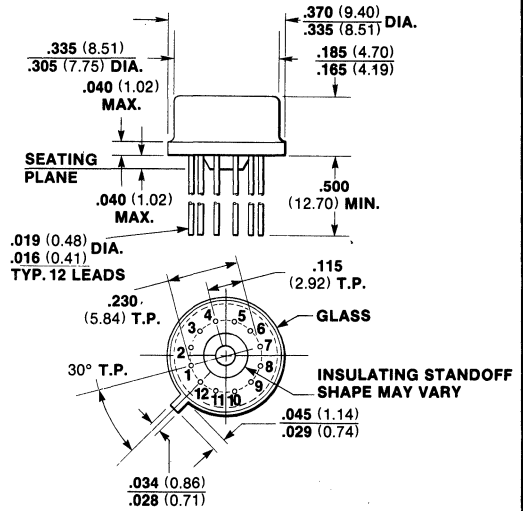
All dimensions in inches (bold) and millimeters (parentheses)

FAIRCHILD PACKAGE OUTLINES

JEDEC TO-101 OUTLINE



JEDEC TO-101 OUTLINE



5D

NOTES:

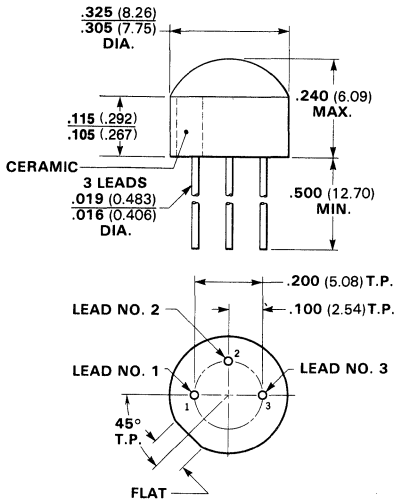
- Leads are solder dipped to the seating plane
- Twelve leads through
- 15 mil kovar header
- Package weight is 1.4 grams

5G

NOTES:

- Leads are gold-plated kovar
- Twelve leads thru
- 15 mil kovar header
- Package weight is 1.08 grams

JEDEC TO-105 OUTLINE



CZ

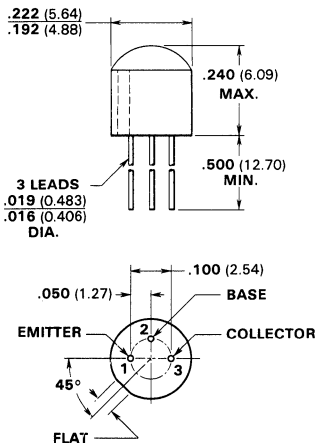
NOTES:

- Leads 1 and 2 are gold-plated nickel
- Lead No. 3 is gold-plated copper alloy
- Internal lead No. 3 length is 110 mils
- Lead No. 3 club head length is 180 mils
- Package weight is 0.66 grams

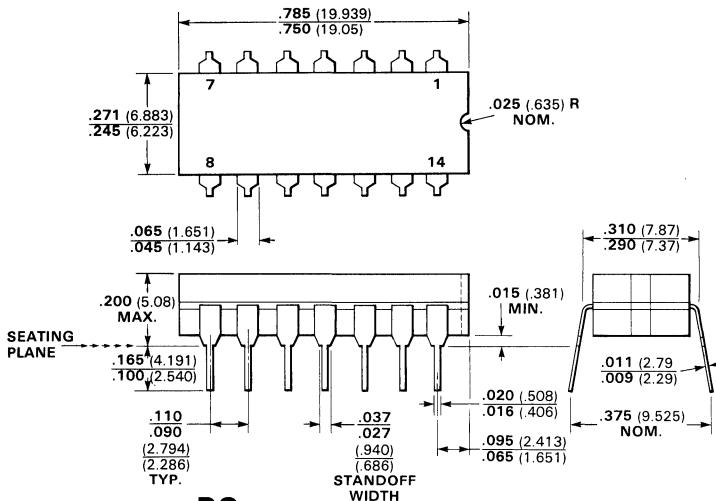
All dimensions in inches (bold) and millimeters (parentheses)

FAIRCHILD PACKAGE OUTLINES

JEDEC TO-106 OUTLINE



JEDEC TO-116 OUTLINE



CY

NOTES:

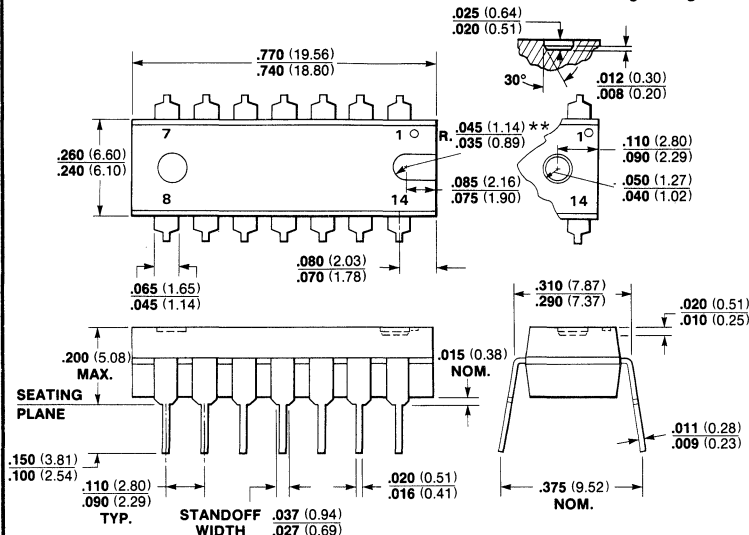
Leads 1 and 2 are gold-plated nickel
 Lead No. 3 is gold-plated copper alloy
 Lead No. 3 club head length is 85 mils
 Internal lead No. 3 length is 110 mils
 Package weight is 0.31 grams

DG

NOTES:

Pins are tin-plated kovar
 Pins are intended for insertion in hole rows on .300" centers
 They are purposely shipped with 'positive' misalignment to facilitate insertion
 Board-drilling dimensions should equal your practice for .020 inch diameter pin
 Hermetically sealed alumina ceramic package
 Gain IC's
 Package weight is 2.0 grams

JEDEC TO-116 OUTLINE



9A

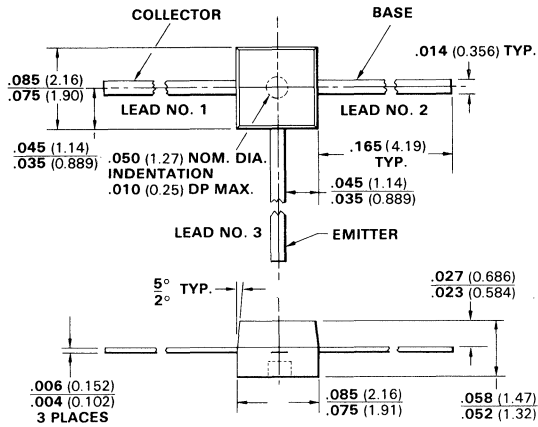
NOTES:

Pins are tin plated kovar
 *Package material varies depending on the product line
 Pins are intended for insertion in hole rows on .300" (7.62) centers
 They are purposely shipped with "positive" misalignment to facilitate insertion
 Board-drilling dimensions should equal your practice for .020 (0.508) inch diameter pin
 **Notch or ejector hole varies depending on the product line
 Package weight is 0.9 gram

All dimensions in inches (bold) and millimeters (parentheses)

FAIRCHILD PACKAGE OUTLINES

JEDEC TO-120 OUTLINE

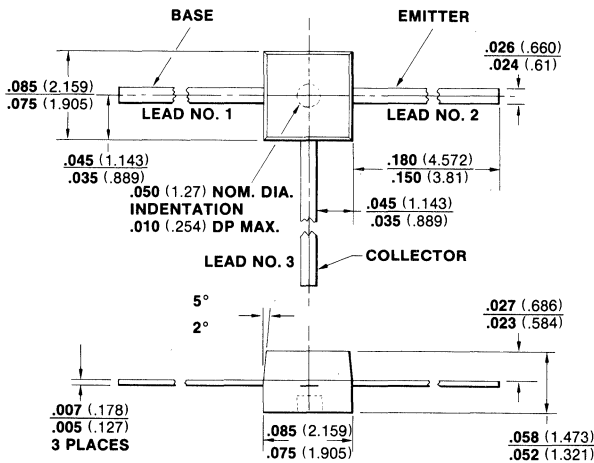


EE

NOTES:

- Leads are gold-plated nickel alloy
- Body is transfer molded thermosetting plastic
- Package weight is 0.015 gram

JEDEC TO-120 OUTLINE



EF

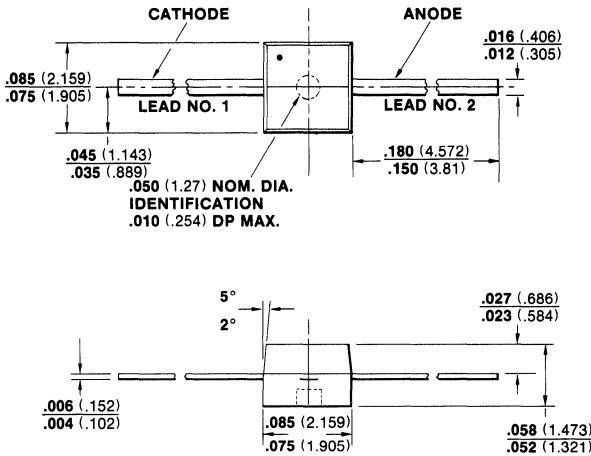
NOTES:

- Leads are gold-plated
- Body is transfer molded thermosetting plastic
- Package weight is 0.015 gram

All dimensions in inches (bold) and millimeters (parentheses)

FAIRCHILD PACKAGE OUTLINES

JEDEC TO-120 OUTLINE

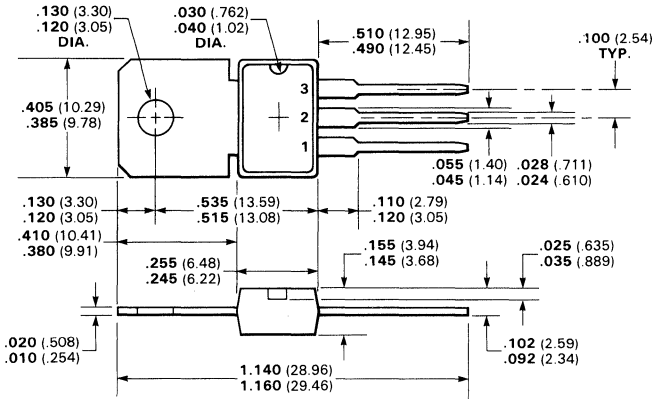


EK

NOTES:

- Leads are nickel-plated copper alloy
- Package material is plastic
- Package weight is 0.015 gram

JEDEC TO-202 OUTLINE DYNAWATT



NT

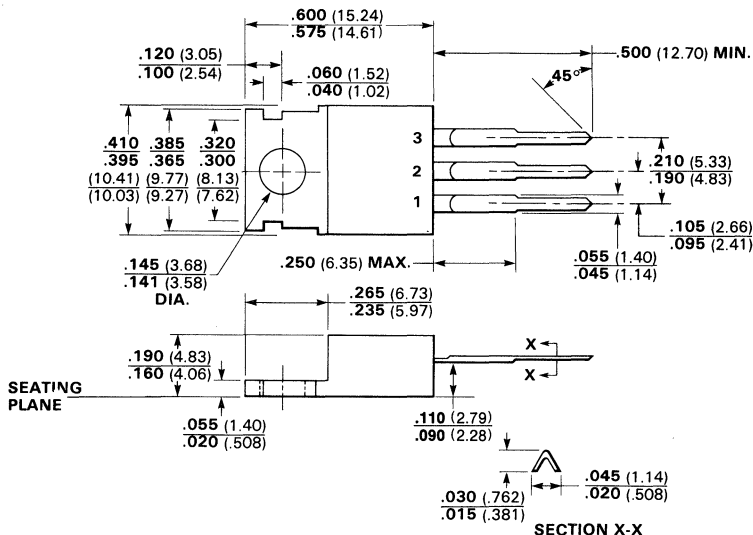
NOTES:

- Pin out
- Emitter - 1
- Base - 2
- Collector - 3/4
- Assembled weight 0.7 grams
- Tab and leads - tin plated copper
- Plastic - epoxy

All dimensions in inches (bold) and millimeters (parentheses)

FAIRCHILD PACKAGE OUTLINES

JEDEC TO-220 OUTLINE*

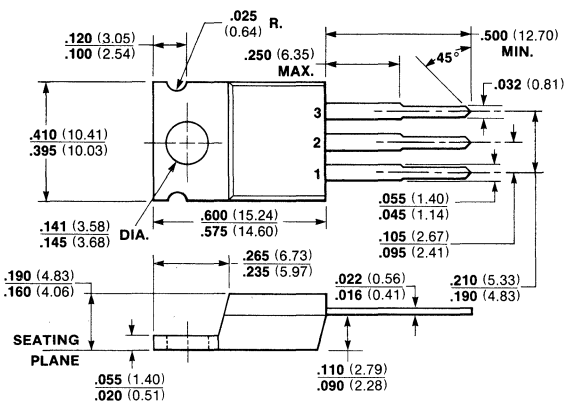


GH

NOTES:

- Package is silicone plastic with nickel-plated copper tab and pins
- Center pin is electrical contact with the mounting tab
- Package weight is 2.1 grams
- *Mechanically interchangeable with TO-66

JEDEC TO-220 OUTLINE*



GH(-3)

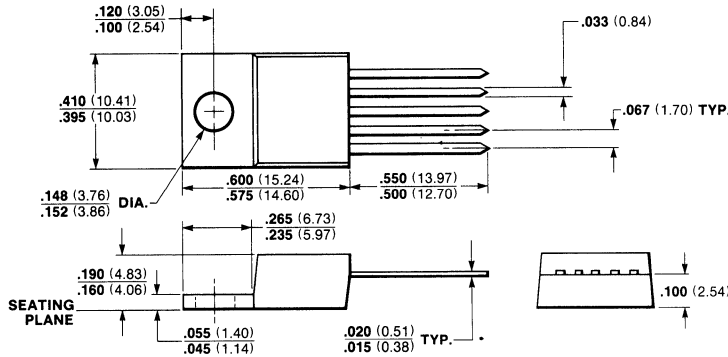
NOTES:

- Package is epoxy plastic with plated copper tab and pins
- Center pin is electrical contact with the mounting tab
- Package weight is 2.1 grams
- *Mechanically interchangeable with TO-66

All dimensions in inches (bold) and millimeters (parentheses)

FAIRCHILD PACKAGE OUTLINES

JEDEC TO-220 OUTLINE

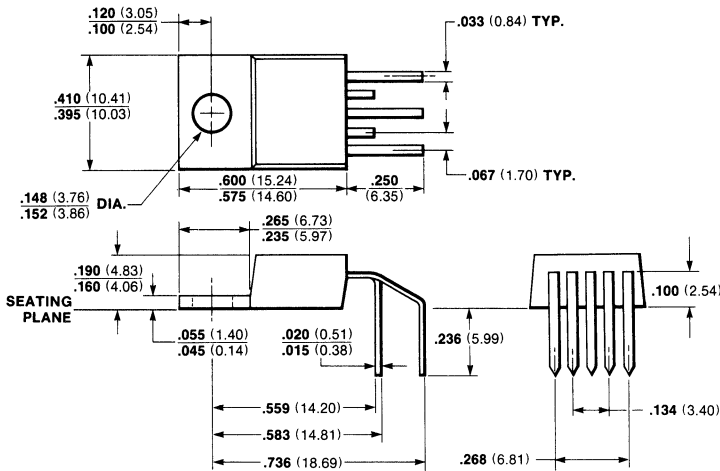


GO

NOTES:

- Mounting tab electrically connected to center pin
- Package is molded over a copper base material with solderable pins
- Package weight is 2.1 grams
- *Except number of pins

JEDEC TO-220 OUTLINE*

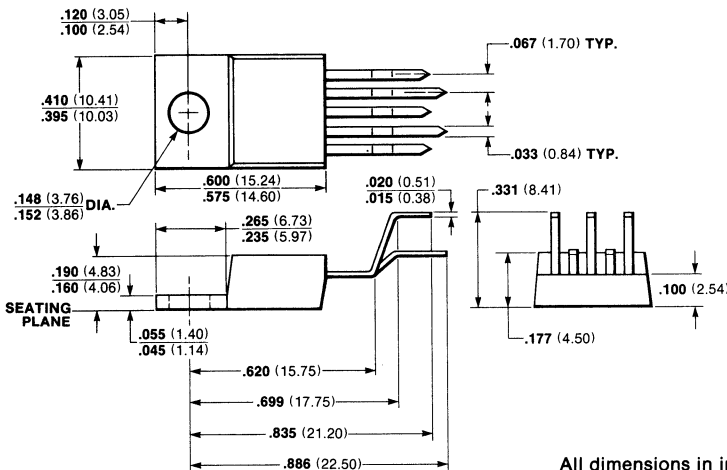


GO(H)

NOTES:

- Mounting tab electrically connected to center pin
- Package is molded over a copper base material with solderable pins
- Package weight is 2.1 grams
- *Except pin number and formation

JEDEC TO-220 OUTLINE*



GO(V)

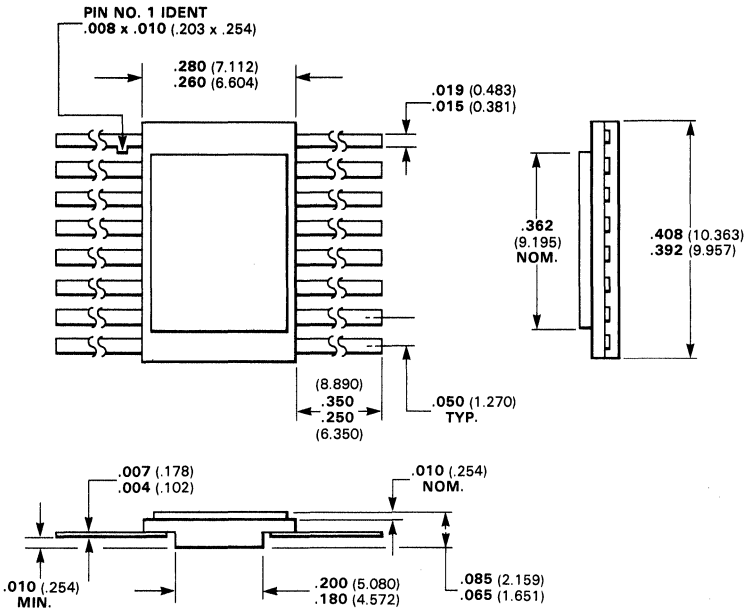
NOTES:

- Mounting tab electrically connected to center pin
- Package is molded over a copper base material with solderable pins
- Package weight is 2.1 grams
- *Except pin number and formation

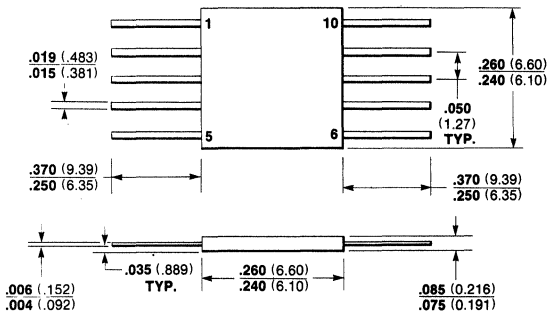
All dimensions in inches (bold) and millimeters (parentheses)

FAIRCHILD PACKAGE OUTLINES

16-PIN SIDE-BRAZED CERPAK



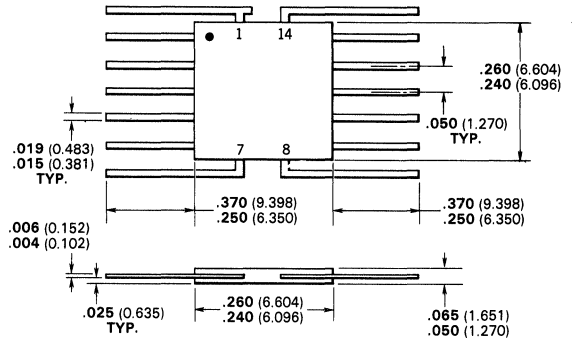
10-PIN CERPAK (JEDEC TO-91 OUTLINE)



3F

NOTES:
 Leads are tin plated 42 alloy
 Hermetically sealed alumina package
 Cavity size is .130 diameter
 Package weight is 0.26 grams

14-PIN CERPAK (JEDEC TO-86 OUTLINE)



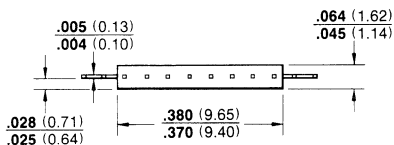
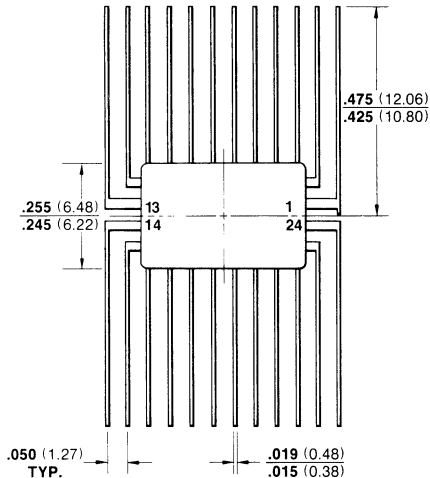
3I

NOTES:
 Leads are tin-plated 42 alloy
 Hermetically sealed alumina package
 Lead 1 orientation may be either tab or dot
 Cavity size is .130 (3.30)
 Package weight is 0.26 gram

All dimensions in inches (bold) and millimeters (parentheses)

FAIRCHILD PACKAGE OUTLINES

24-PIN FLATPAK

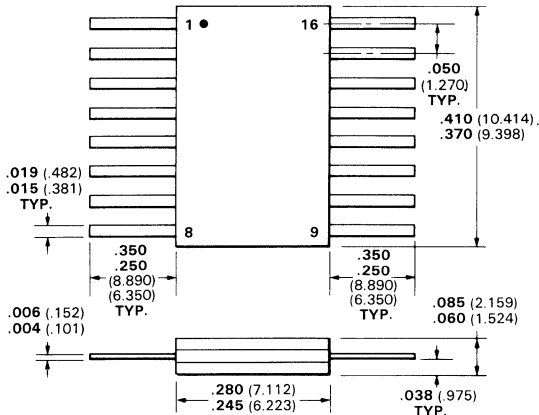


3M

NOTES:

- Pins are gold-plated kovar
- Package material is kovar
- Cavity size is $.120 \times .235$ (3.05 x 5.97)
- Package weight is 0.8 gram

16-PIN CERPAK

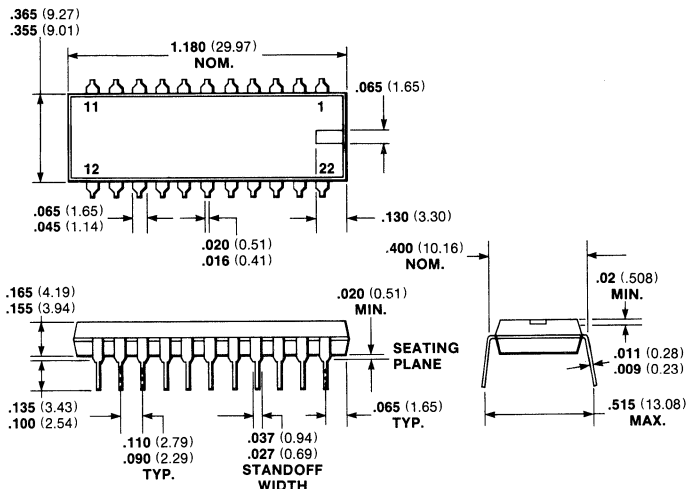


4B

NOTES:

- Pins are gold-plated kovar
- Cap and base are alumina
- Package weight is 0.4 gram

22-PIN PLASTIC DUAL IN-LINE



4K

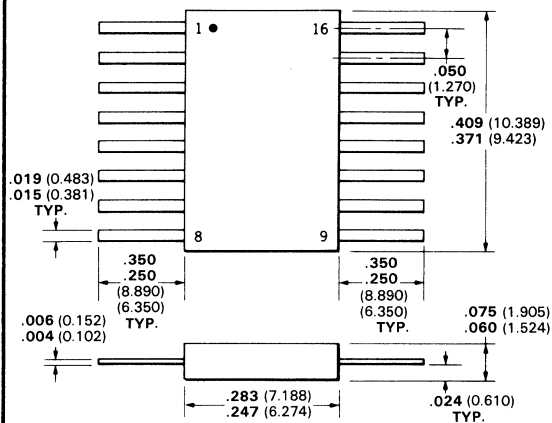
NOTES:

- Pins are tin-plated 42 alloy
- Package material is plastic
- Pins are intended for insertion in hole rows on 400 (10.16) centers
- They are purposely shipped with "positive" misalignment to facilitate insertion
- Cavity size is $.220 \times .180$ (5.59 x 4.57)

All dimensions in inches (bold) and millimeters (parentheses)

FAIRCHILD PACKAGE OUTLINES

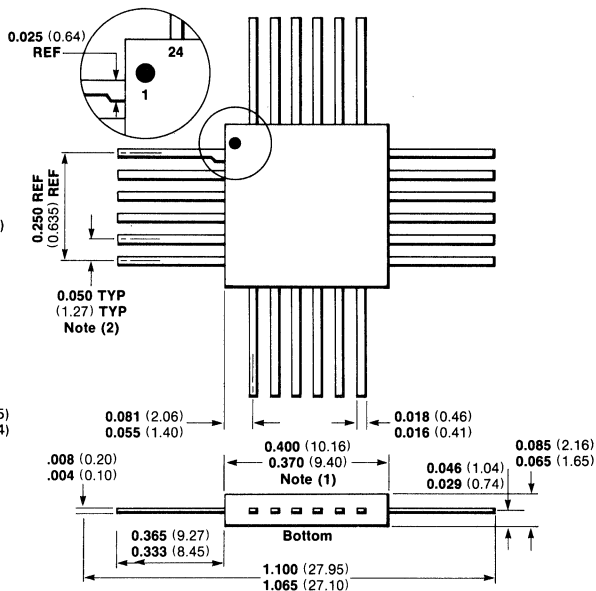
16-PIN BeO CERPAK



4L

NOTES:
 Pins are alloy 42
 Package weight is 0.4 gram
 Hermetically sealed beryllia package

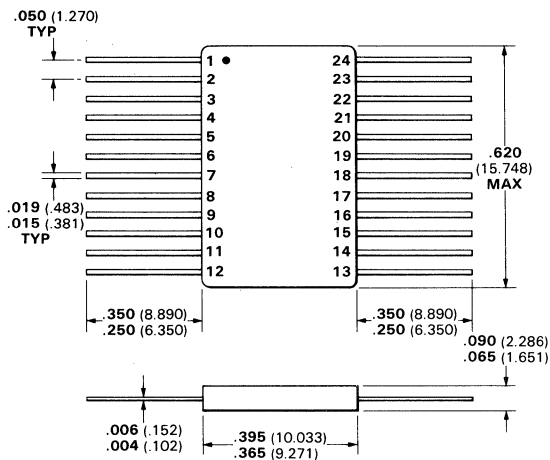
24-PIN FLATPAK



4M

NOTES:
 Pins are tin plated nickel alloy
 Base is AL203 or BeO
 Cavity size is 200 x 200
 Package weight is ≈ 0.8 grams

24-PIN CERPAK



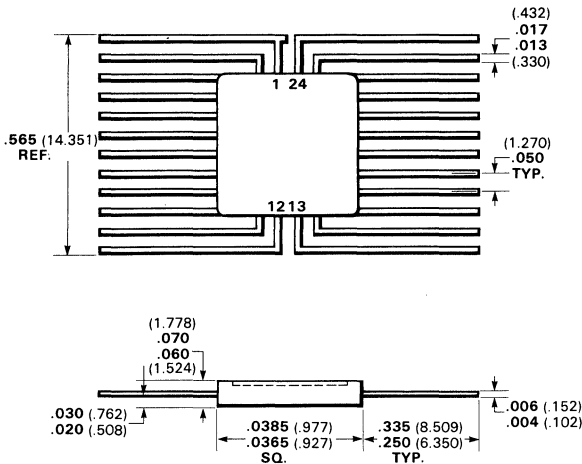
4Q

NOTES:
 Pins are alloy 42
 Package weight is 0.8 gram
 Hermetically sealed beryllia package

All dimensions in inches (bold) and millimeters (parentheses)

FAIRCHILD PACKAGE OUTLINES

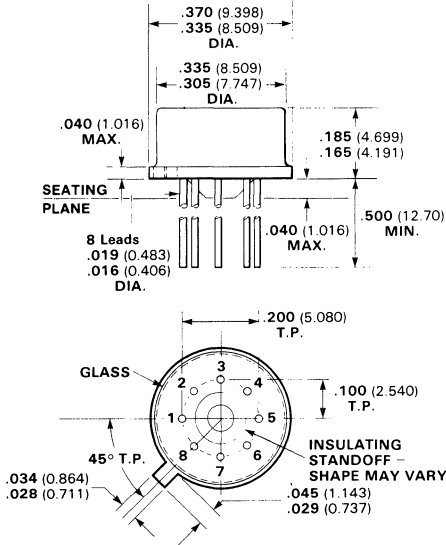
24-PIN FLATPAK



4R

NOTES:
 Metal cap and base
 Pins are gold plated kovar
 Package weight is 0.6 gram

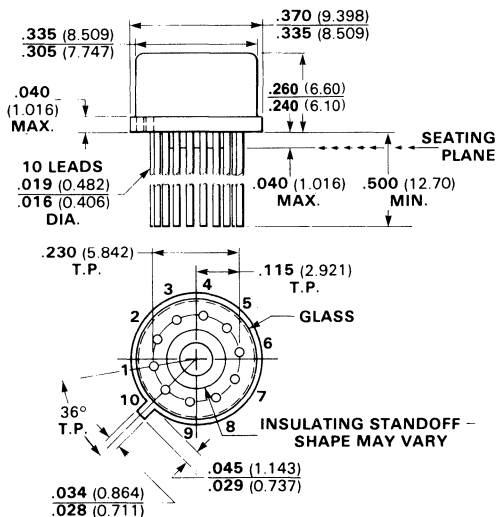
(JEDEC TO-99 OUTLINE)



5B

NOTES:
 Leads are gold-plated kovar
 Seven leads thru leads No. 4 connected to case
 15 mil kovar header
 Package weight is 1.22 grams

(JEDEC TO-100 OUTLINE)



5E

NOTES:
 Leads are gold-plated kovar
 Ten leads thru
 15 mil kovar header
 Package weight is 1.32 grams

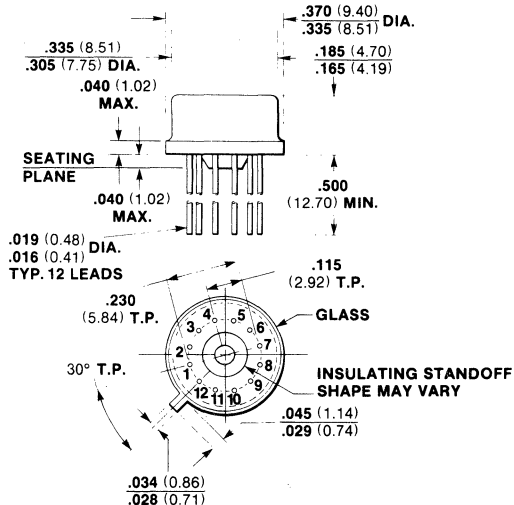
5F

NOTES:
 Leads are gold-plated kovar
 Nine leads through, lead 5 connected to case
 15 mil kovar header
 Package weight is 1.32

All dimensions in inches (bold) and millimeters (parentheses)

FAIRCHILD PACKAGE OUTLINES

(JEDEC TO-101 OUTLINE)

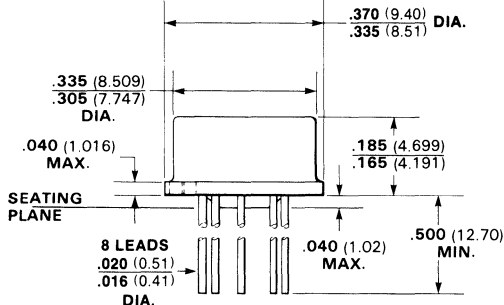


5G

NOTES:

- Leads are gold-plated kovar
- Twelve leads thru
- 15 mil kovar header
- Package weight is 1.08 grams

(JEDEC TO-99 OUTLINE)

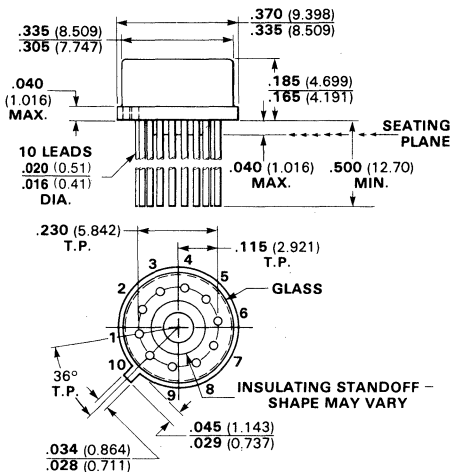


5S

NOTES:

- Leads are solder dipped to seating plane
- Seven leads thru, leads No. 4 connected to case
- 15 mil kovar header
- Package weight is 1.22 grams.

(JEDEC TO-100 OUTLINE)



5U

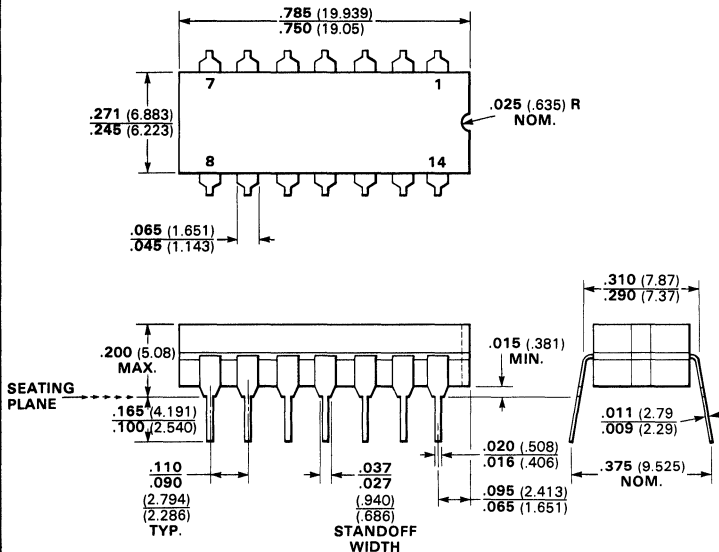
NOTES:

- Leads are gold-plated kovar
- Ten leads through
- High RTH package
- 15 mil kovar header
- Package weight is 1.32 grams

All dimensions in inches (bold) and millimeters (parentheses)

FAIRCHILD PACKAGE OUTLINES

14-PIN HERMETIC DUAL IN-LINE (JEDEC TO-116 OUTLINE)

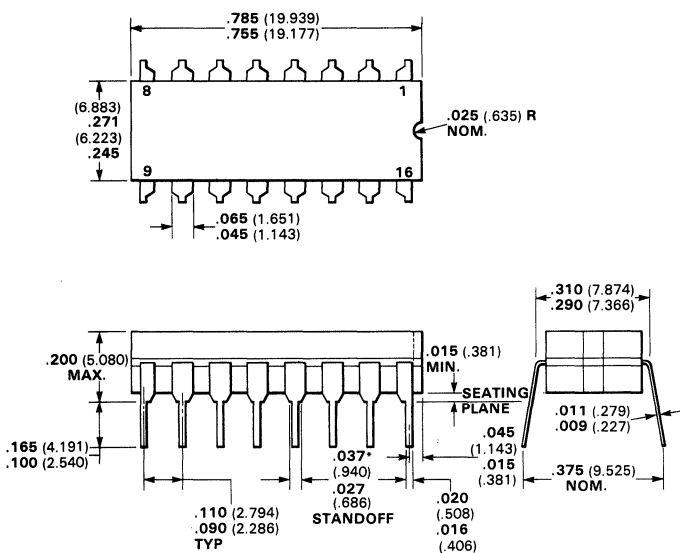


6A

NOTES:

Pins are intended for insertion in hole rows on .300" (7.620) centers
They are purposely shipped with "positive" misalignment to facilitate insertion
Board-drilling dimensions should equal your practice for .020" (0.508) diameter pin
Pins are alloy 42
Package weight is 2.0 grams

16-PIN DUAL IN-LINE



6B

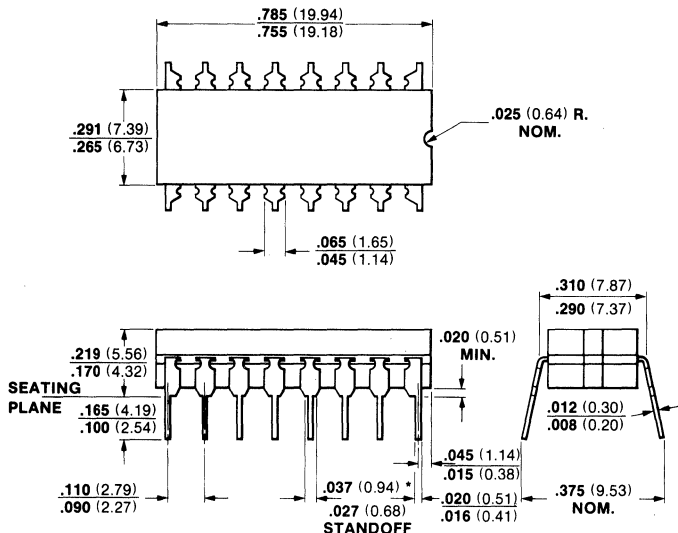
NOTES:

Pins are tin-plated 42 alloy
Pins are intended for insertion in hole rows on .300" centers (7.62)
They are purposely shipped with "positive" misalignment to facilitate insertion
Board-drilling dimensions should equal your practice for .020 inch diameter pin (0.51)
Hermetically sealed alumina package
Cavity size is .110 x .140 (2.79 x 3.56)
Package weight is 2.0 grams
*The .037-.027 dimension does not apply to the corner pins

All dimensions in inches (bold) and millimeters (parentheses)

FAIRCHILD PACKAGE OUTLINES

16-PIN VITREOUS GLASS DUAL IN-LINE



6D

NOTES:

Pins are tin-plated kovar or nickel alloy 42
 Pins are intended for insertion in hole rows
 on .300" (7.62) centers.

They are purposely shipped with "positive"
 misalignment to facilitate insertion.

Board-drilling dimensions should equal
 your practice for .030 (0.76) inch
 diameter pins.

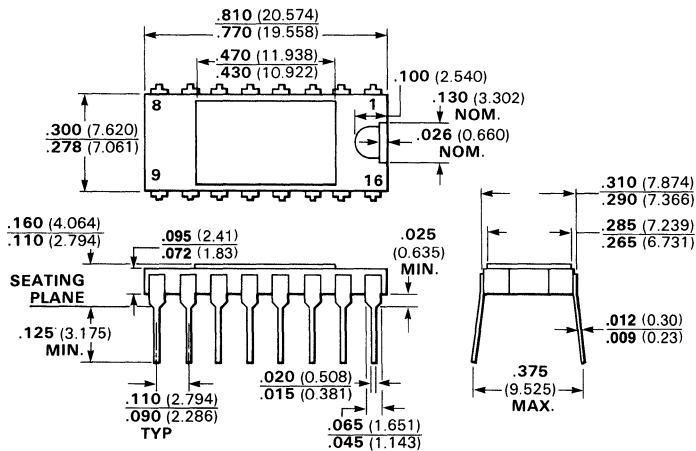
Hermetically sealed alumina package
 (black).

Cavity size is .130 x .230 (3.30 x 5.84)

*The .037-.027 dimension does not apply to
 the corner pins.

Package weight is 2.2 grams.

16-PIN DUAL IN-LINE (METAL CAP)



6E

NOTES:

Pins gold-plated nickel alloy 42.

Base is AL203

Cap is kovar

Pins are intended for insertion in hole rows
 on .300" (7.62) centers. They are purposely
 shipped with positive misalignment to
 facilitate insertion.

Board-drilling dimensions should equal
 your practice for .020" (0.51)
 diameter pin.

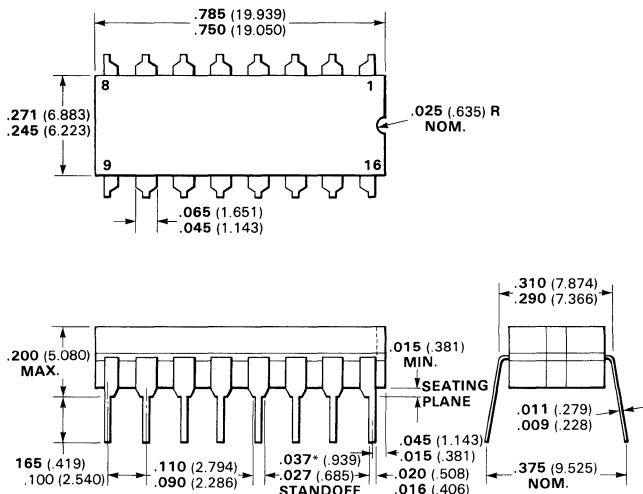
Cavity size is .175 x .220 (4.44 x 5.59).

Package weight is 2.0 grams.

All dimensions in inches (bold) and millimeters (parentheses)

FAIRCHILD PACKAGE OUTLINES

16-PIN DUAL IN-LINE



6F

NOTES:

Pins are tin-plated kovar or nickel alloy 42
Pins are intended for insertion in hole rows
on **.300"** centers (7.62)

They are purposely shipped with "positive"
misalignment to facilitate insertion
Board-drilling dimensions should equal
your practice for **.030** inch diameter
pins (0.76)

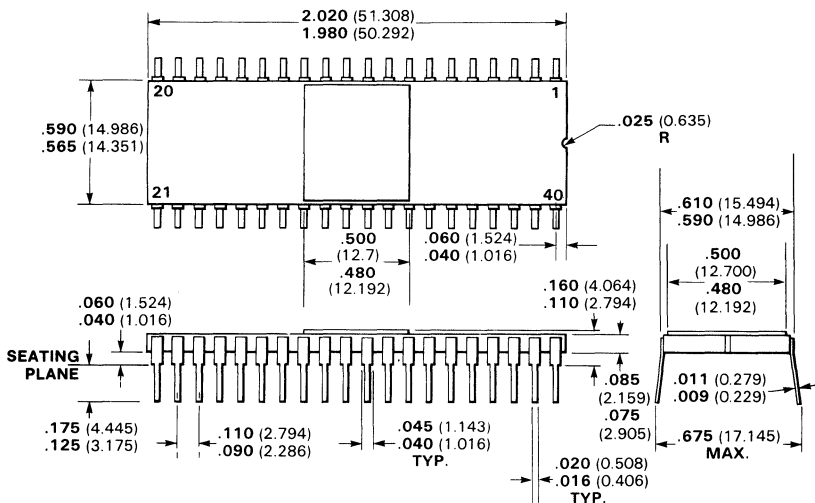
Hermetically sealed alumina package
(black)

Cavity size is **.110 x .140** (2.79 x 3.56)

*The **.037-.027** dimension does not apply to
the corner pins

Package weight is **2.0** grams

40-PIN DUAL IN-LINE SIDE-BRAZED DUAL IN-LINE



6I

NOTES:

Pin material nickel gold-plated kovar

Cap is kovar

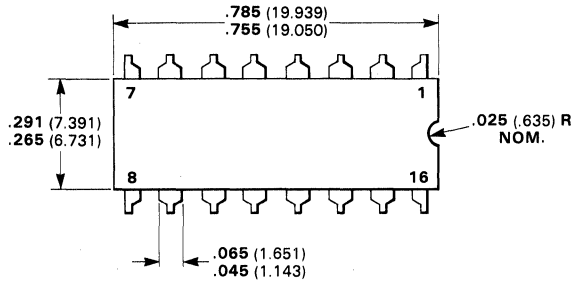
Base is ceramic

Package weight is **6.5** grams

All dimensions* in inches (bold) and millimeters (parentheses)

FAIRCHILD PACKAGE OUTLINES

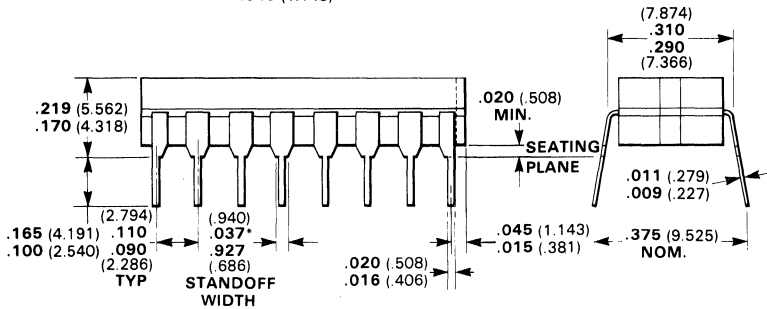
16-PIN DUAL IN-LINE



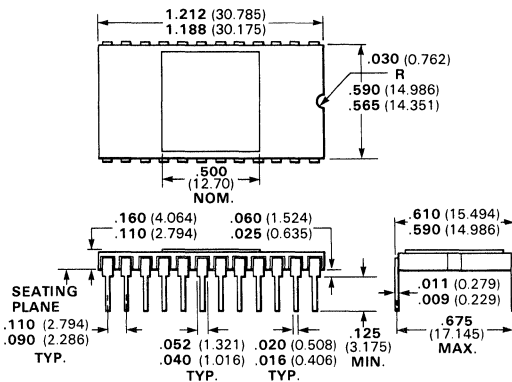
6J

NOTES:

Leads are intended for insertion in hole rows on .300" centers
 They are purposely shipped with "positive" misalignment to facilitate insertion
 Board-drilling dimensions should equal your practice for .020 inch diameter lead
 Lead No. 4 is internally grounded



24-PIN DUAL IN-LINE SIDE-BRAZED PACKAGE



6M

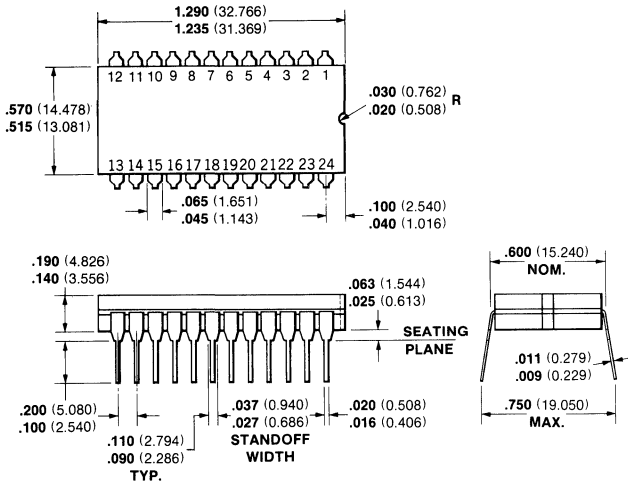
NOTES:

Pins are nickel-gold plated kovar
 Cap is gold plated kovar
 Base is ceramic
 Cavity size is .250" x .250" (6.35 x 6.35)
 Board drilling dimensions should equal your practice for .020" (0.50) diameter pin
 Pins are intended for insertion in hole rows on .600" (15.24) centers. They are purposely shipped with "positive" misalignment to facilitate insertion
 Package weight is 4 grams

All dimensions in inches (bold) and millimeters (parentheses)

FAIRCHILD PACKAGE OUTLINES

24-PIN DUAL IN-LINE

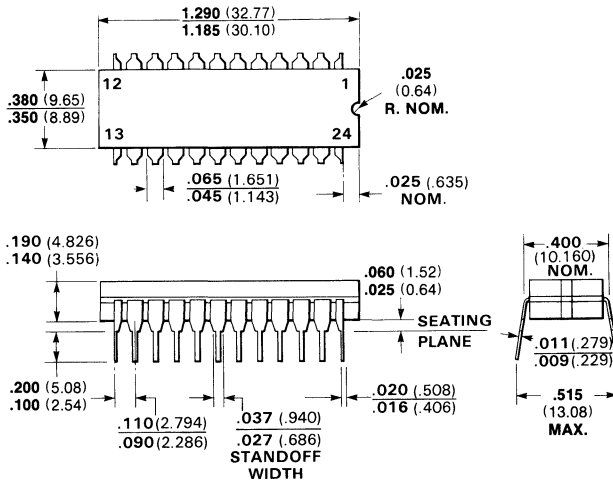


6N

NOTES:

Pins are tin-plated 42 alloy
 Package material is alumina
 Pins are intended for insertion in hole rows
 on .600 (15.24) centers
 They are purposely shipped with "positive"
 misalignment to facilitate insertion
 Cavity size is .230 x .230 (5.84 x 5.84)
 Package weight is 6.5 grams

24-PIN DUAL IN-LINE



6Q

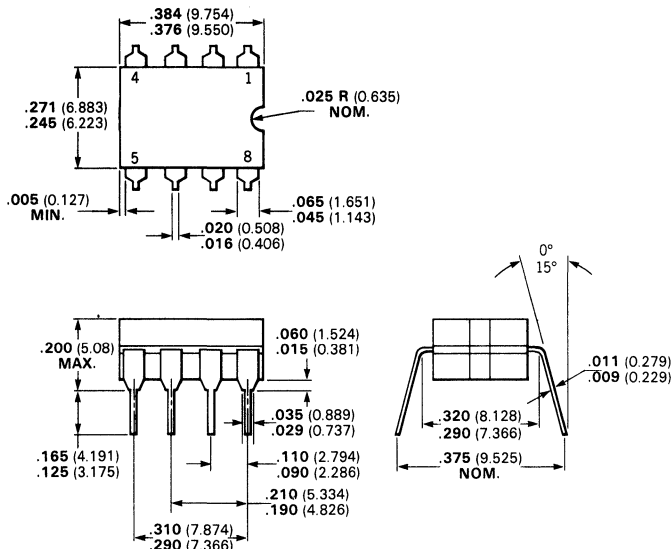
NOTES:

Pins are tin-plated 42 alloy
 Package material is alumina
 Pins are intended for insertion in hole rows
 on .400 (10.16) centers
 They are purposely shipped with "positive"
 misalignment to facilitate insertion.
 Cavity size is .195 x .195 (4.95 x 4.95)
 Package weight is 6.0 grams

All dimensions in inches (bold) and millimeters (parentheses)

FAIRCHILD PACKAGE OUTLINES

8-PIN DUAL IN-LINE

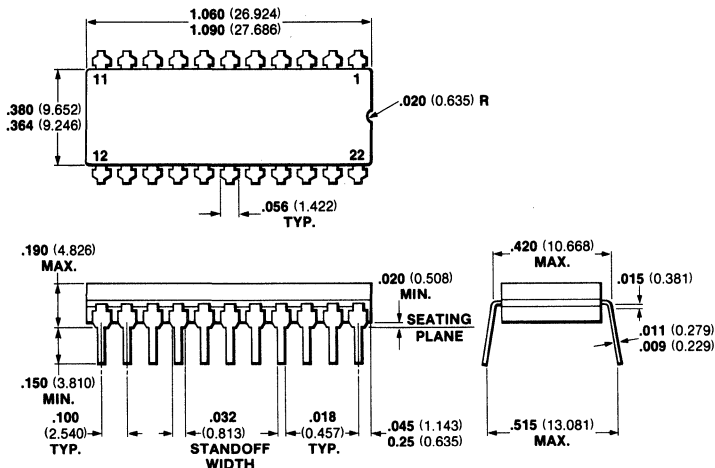


6T

NOTES:

- Pins are tin-plated kovar
- Pins are intended for insertion in hole rows on .300" centers
- They are purposely shipped with "positive" misalignment to facilitate insertion
- Board-drilling dimensions should equal your practice for .020 inch diameter pin
- Hermetically sealed alumina package
- Cavity size is .110 x .140
- Package weight is 1.0 grams

22-PIN CERAMIC DUAL IN-LINE



6V

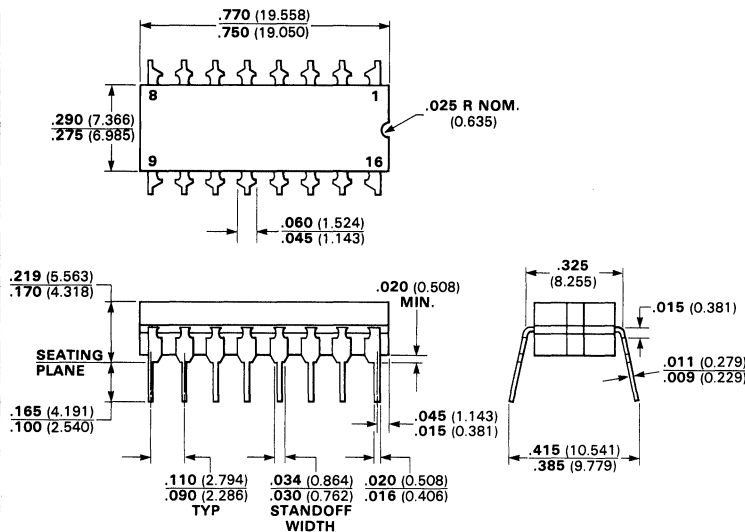
NOTES:

- Pins are tin-plated 42 alloy
- Package material is alumina
- Pins are intended for insertion in hole rows on .400 centers
- They are purposely shipped with "positive" misalignment to facilitate insertion
- Cavity size is .200 x .250 (5.08 x 6.35)
- Package weight is 6.0 grams

All dimensions in inches (bold) and millimeters (parentheses)

FAIRCHILD PACKAGE OUTLINES

16-PIN DUAL IN-LINE

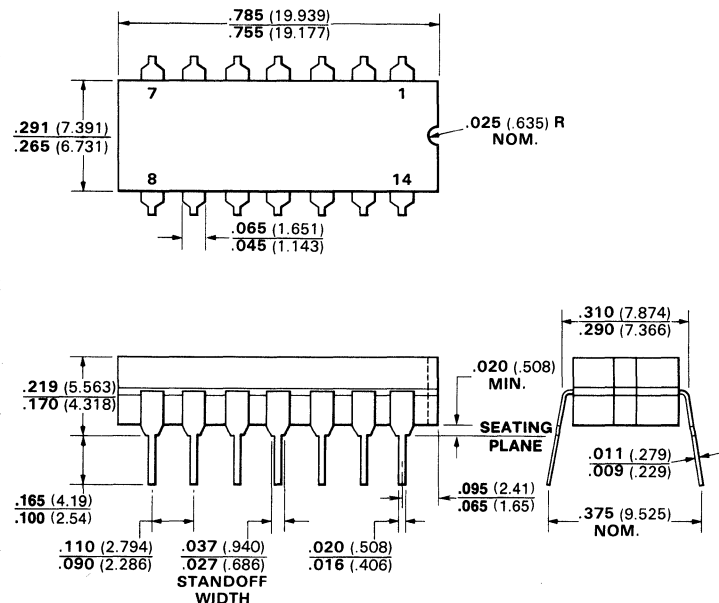


6Z

NOTES:

- Pins are tin-plated kovar
- Pins are intended for insertion in hole rows on .300" centers
- They are purposely shipped with "positive" misalignment to facilitate insertion
- Board-drilling dimensions should equal your practice for .020 inch diameter pin
- Hermetically sealed alumina package
- Cavity size is .160 x .250
- *The .034-.030 dimension does not apply to the corner pins
- Package weight is 2.2 grams

14-PIN DUAL IN-LINE (JEDEC TO-116 OUTLINE)



7A

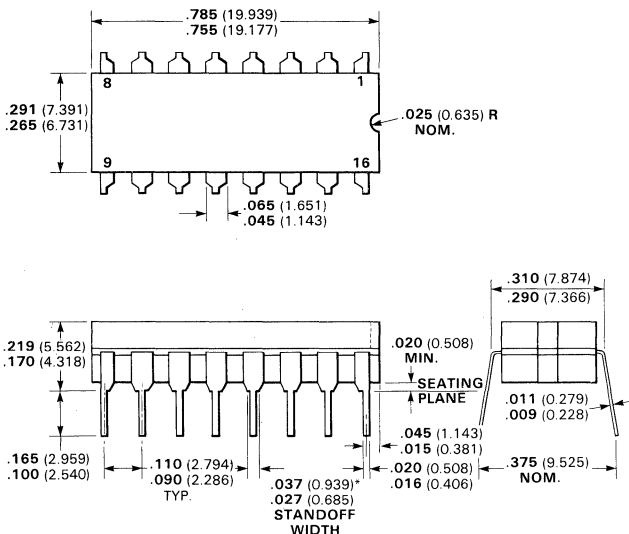
NOTES:

- Pins are tin-plated 42 alloy
- Pins are intended for insertion in hole rows on .300" (7.62) centers.
- They are purposely shipped with "positive" misalignment to facilitate insertion.
- Board-drilling dimensions should equal your practice for a conventional .020" (0.51) diameter pin.
- Hermetically sealed alumina package.
- Cavity size is .130 x .250 (3.30 x 6.35)
- *Similar to JEDEC TO-116 except for package width.
- Package weight is 2.2 grams.

All dimensions in inches (bold) and millimeters (parentheses)

FAIRCHILD PACKAGE OUTLINES

16-PIN DUAL IN-LINE

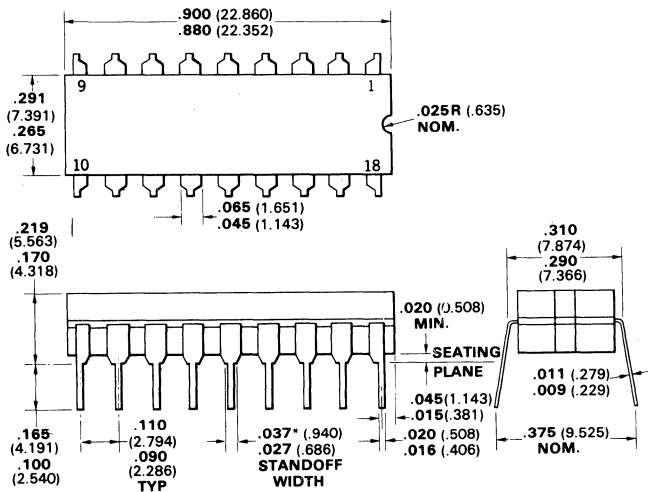


7B

NOTES:

- Pins are tin-plated 42 alloy
- Pins are intended for insertion in hole rows on **.300"** (7.62) centers.
- They are purposely shipped with "positive" misalignment to facilitate insertion
- Board-drilling dimensions should equal your practice for **.020** (0.51) inch diameter pin
- Hermetically sealed alumina package
- Cavity size is **.130 x .230**
- *The **.037-.027** (0.94-0.69) dimension does not apply to the corner pins
- Package weight is 2.2 grams

18-PIN CERAMIC DUAL IN-LINE



7D

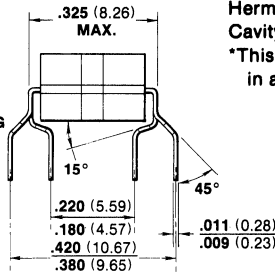
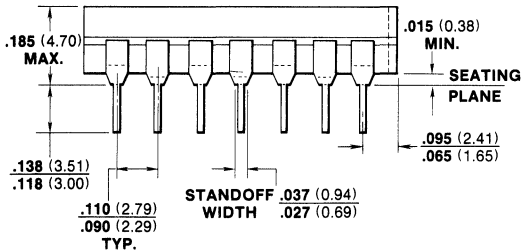
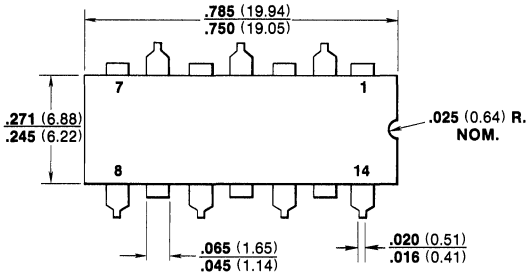
NOTES:

- Pins are intended for insertion in hole rows on **.300"** (7.620) centers
- They are purposely shipped with "positive" misalignment to facilitate insertion
- Board-drilling dimensions should equal your practice for **.020** inch (0.508) diameter pin
- Pins are alloy 42

All dimensions in inches (bold) and millimeters (parentheses)

FAIRCHILD PACKAGE OUTLINES

14-PIN QUAD IN-LINE (JEDEC TO-116 OUTLINE)*



7F

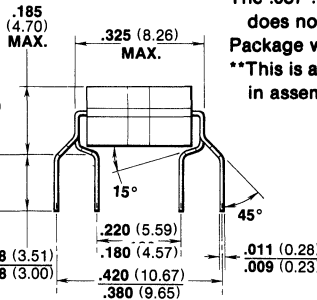
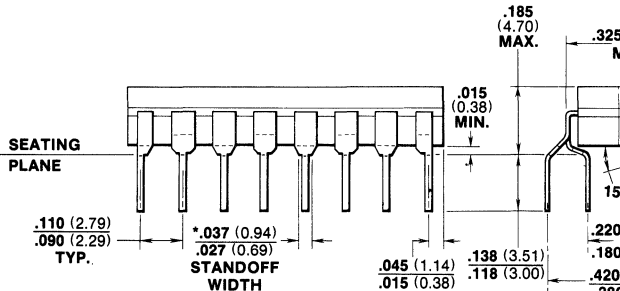
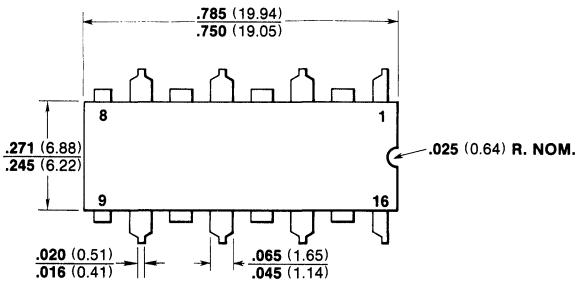
NOTES:

Pins are tin-plated kovar
Board-drilling dimensions should equal
your practice for .020 (0.51) inch
diameter pin

Hermetically sealed alumina package
Cavity size is .110 x .140 (2.79 x 3.56)

*This is a 6A package with the pins formed
in assembly

16-PIN QUAD** IN-LINE



7H

NOTES:

Pins are tin plated kovar
Board-drilling dimensions should equal
your practice for .020 (0.51) inch
diameter pin

Hermetically sealed alumina package
Cavity size is .110 x .140 (2.79 x 3.56)

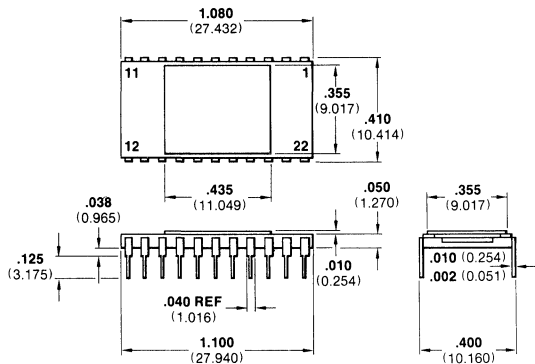
The .037-.027 (0.94-0.69) dimension
does not apply to the corner pins
Package weight is 2.0 grams.

**This is a 6B package with the pins formed
in assembly.

All dimensions in inches (bold) and millimeters (parentheses)

FAIRCHILD PACKAGE OUTLINES

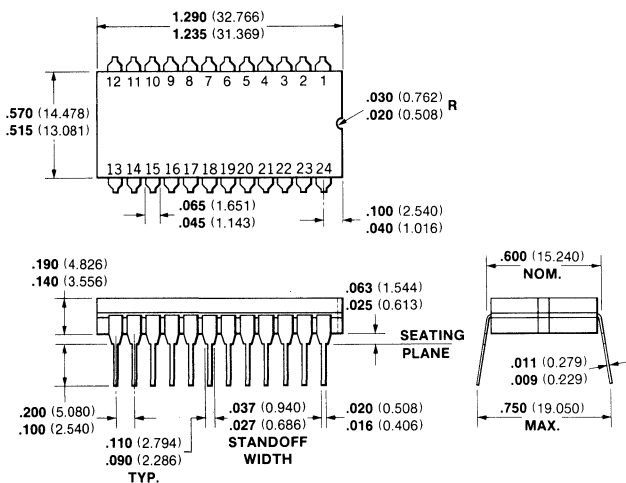
22-PIN SIDE-BRAZED (METAL CAP)



7I

NOTES:
 Pins are Au-plated kovar
 Cap is kovar
 Base is ceramic
 Cavity size .220 x .250 (5.588 x 6.35)
 Package weight is 4.0 grams

24-PIN VITREOUS GLASS CERDIP (MSI)



7L

NOTES:
 Pins are tin-plated 42 alloy
 Package material is alumina
 Pins are intended for insertion in hole rows
 on .600 (15.24) centers
 They are purposely shipped with "positive"
 misalignment to facilitate insertion
 Cavity size is .230 x .230 (5.84 x 5.84)
 Package weight is 6.5 grams

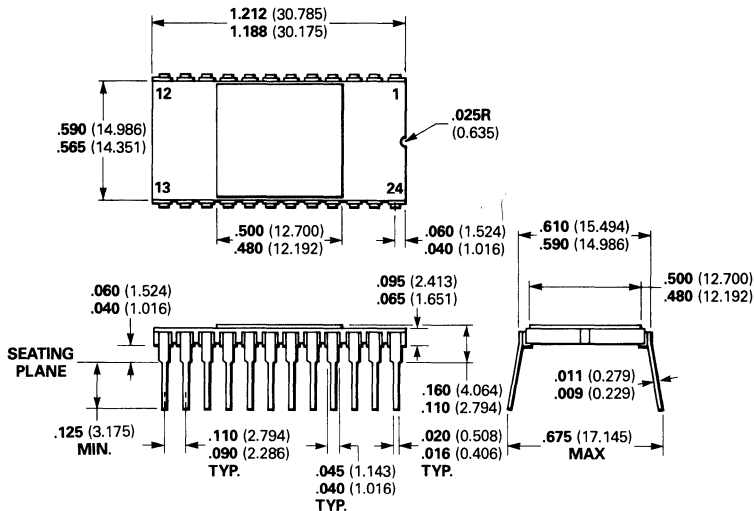
7M

NOTES:
 Pins are tin-plated alloy 42
 Package material is alumina
 Pins are intended for insertion in hole rows
 on .600 (15.24) centers
 They are purposely shipped with "positive"
 misalignment to facilitate insertion
 Cavity size is .245 x .245
 Package weight is 6.5 grams

All dimensions in inches (bold) and millimeters (parentheses)

FAIRCHILD PACKAGE OUTLINES

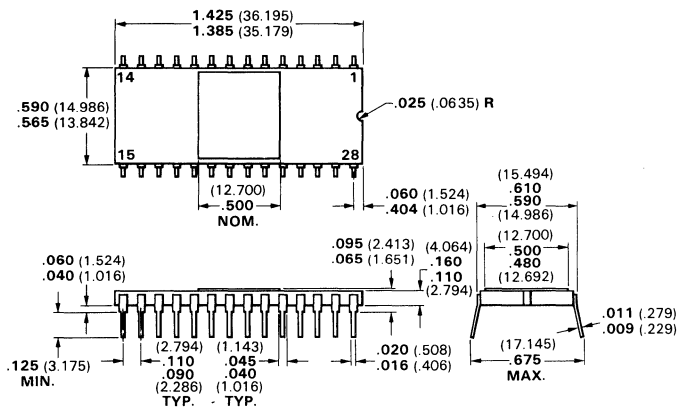
24-PIN SIDE-BRAZED PACKAGE DUAL IN-LINE



7R

NOTES:
 Pins are nickel gold-plated kovar
 Cap is kovar
 Base is ceramic
 Cavity size is .250 x .250 (6.35 x 6.35)

28-PIN CERAMIC DUAL IN-LINE



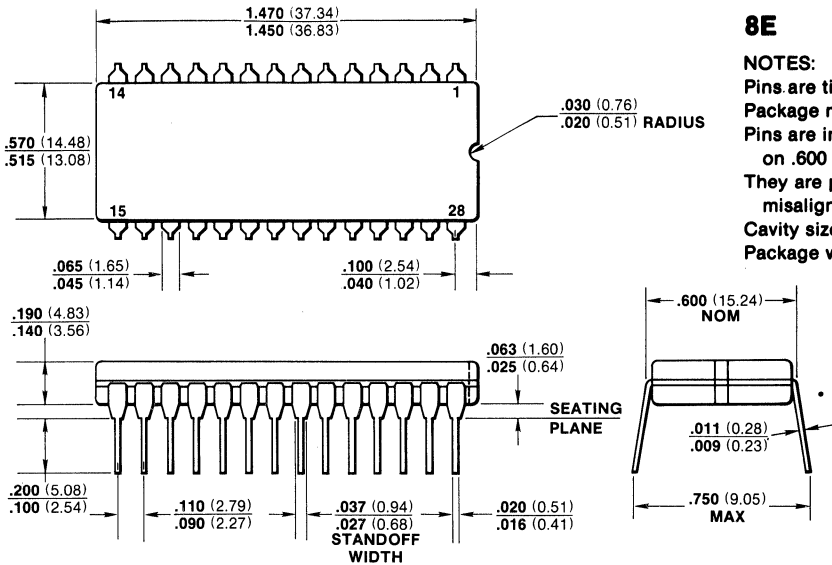
7Y

NOTES:
 Pins are gold-plated kovar
 Package material is ceramic
 Cavity size is .250 x .250 (6.35 x 6.35)
 Package weight is 4.0 grams

All dimensions in inches (bold) and millimeters (parentheses)

FAIRCHILD PACKAGE OUTLINES

28-PIN DUAL IN-LINE SIDE-BRAZED

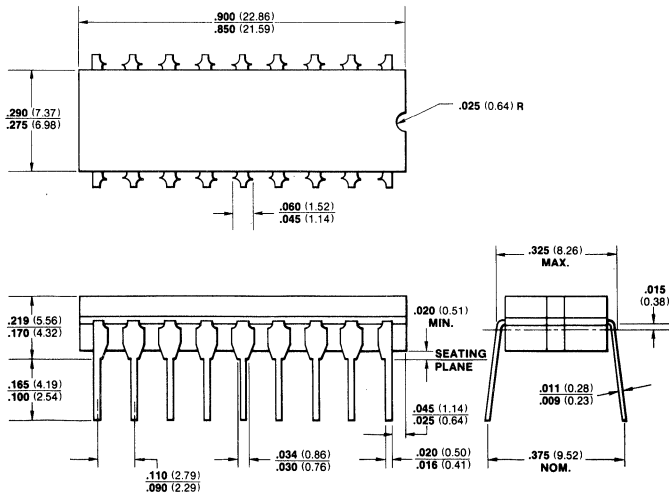


8E

NOTES:

Pins are tin-plated alloy 42
 Package material is alumina
 Pins are intended for insertion in hole rows
 on .600 (15.24) centers.
 They are purposely shipped with "positive"
 misalignment to facilitate insertion.
 Cavity size is .240 (6.096) x .240 (6.096)
 Package weight is 7.5 grams

18-PIN CERAMIC DUAL IN-LINE



8F

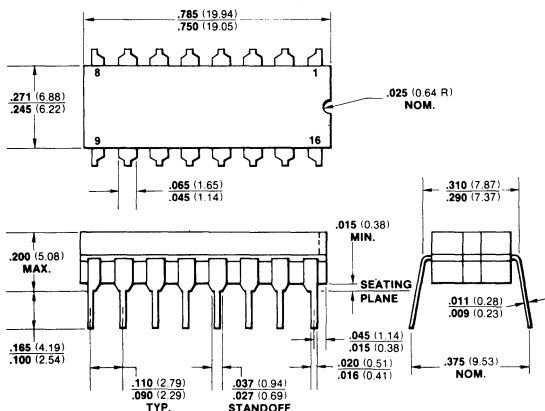
NOTES:

Pins are tin-plated kovar
 Pins are intended for insertion in hole rows
 on .300" (7.62) centers.
 They are purposely shipped with "positive"
 misalignment to facilitate insertion.
 Board-drilling dimensions should equal
 your practice for .020 (.508) inch
 diameter pin.
 Hermetically sealed alumina package.
 Cavity size is .160 (4.064) x .250 (6.35).
 *The .034-.030 dimension does not apply
 to the corner pins.
 Package weight is 3.0 grams.

All dimensions in inches (bold) and millimeters (parentheses)

FAIRCHILD PACKAGE OUTLINES

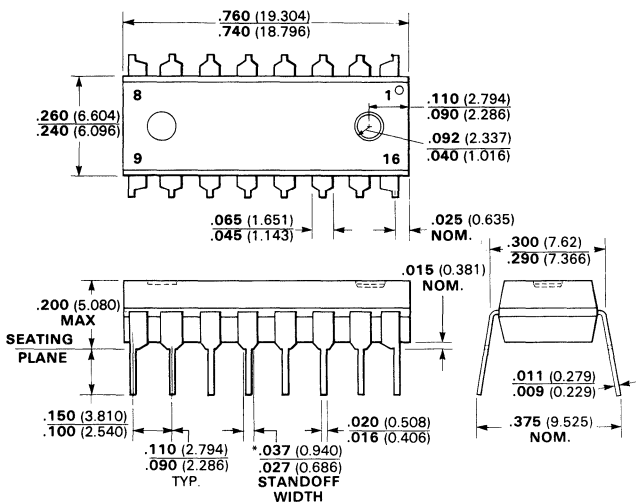
16-PIN CERAMIC DUAL IN-LINE



8I

NOTES:
 Pins are tin-plated 42 alloy
 Pins are intended for insertion in hole rows on $.300"$ (7.62) centers.
 They are purposely shipped with "positive" misalignment to facilitate insertion.
 Board-drilling dimensions should equal your practice of $.020$ (0.51) inch diameter pin.
 Hermetically sealed alumina package.
 *This dimension does not apply to the corner pin
 Package weight is 2.0 grams.

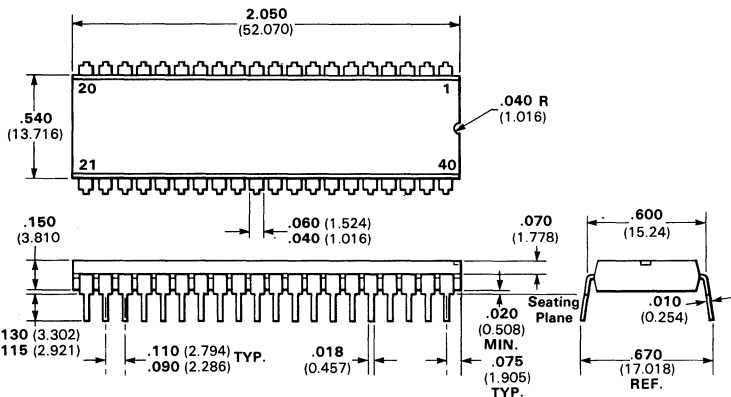
16-PIN PLASTIC DUAL IN-LINE



8K

NOTES:
 Pins are tin-plated kovar or alloy 42 nickel
 *Package material varies depending on the product line
 Pins are intended for insertion in hole rows on $.300"$ (7.62) centers
 They are purposely shipped with "positive" misalignment to facilitate insertion
 Board-drilling dimensions should equal your practice for $.020"$ (0.51) diameter pin
 ***The $.037$ -. $.027$ (0.94-0.69) dimension does not apply to the corner leads
 **Notch or ejector hole varies depending on the product line
 Package weight is 0.9 gram

40-PIN PLASTIC DUAL IN-LINE



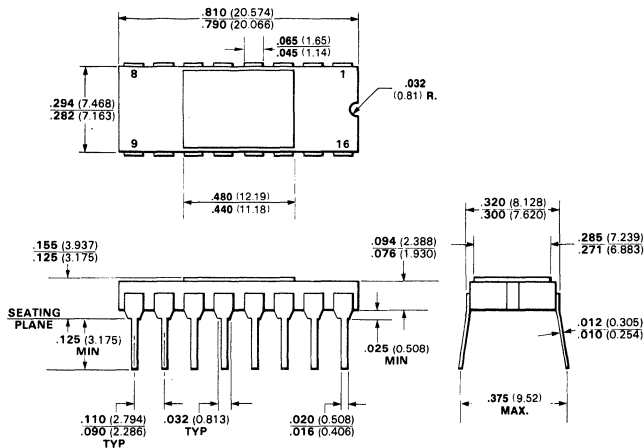
8P

NOTES:
 Pins are tin-plated kovar
 Package material is plastic
 Pins are intended for insertion in hole rows on $.600$ centers
 They are purposely shipped with positive misalignment to facilitate insertion.
 Weight: 7 grams

All dimensions in inches (bold) and millimeters (parentheses)

FAIRCHILD PACKAGE OUTLINES

16-PIN DUAL IN-LINE (METAL CAP)

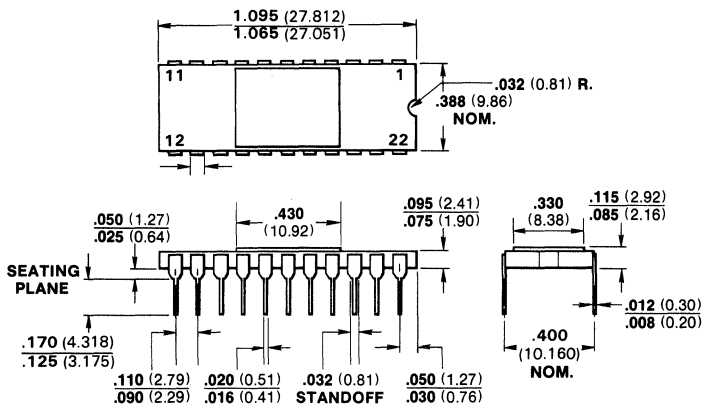


8R

NOTES:

Pins gold-plated kovar
 Base is AL203, dark ceramic
 Cap is kovar
 Pins are intended for insertion in hole rows on .300" centers. They are purposely (7.62) shipped with positive misalignment to facilitate insertion
 Board-drilling dimensions should equal your practice for .020" diameter pin (5.08)
 Cavity size is .175 x .240 (4.44 x 6.10)

22-PIN DUAL IN-LINE (METAL CAP)

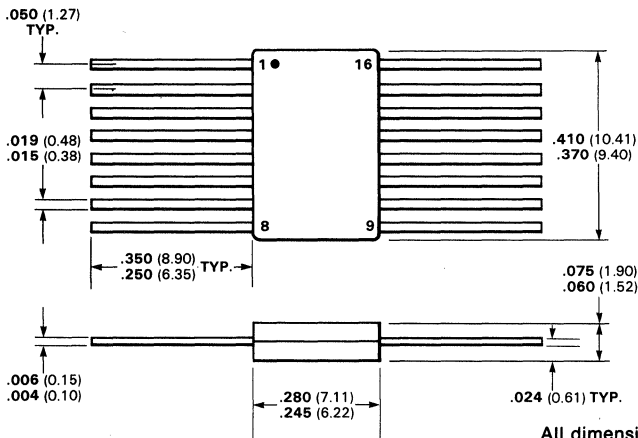


8T

NOTES:

Pins are gold-plated kovar
 Package material is alumina (white)
 Pins are intended for insertion in hole rows on .400" centers. (10.16)
 They are purposely shipped "positive" misalignment to facilitate insertion
 Board-drilling dimensions should equal your practice for .030 inch diameter pin (0.76)
 Low temperature seal
 Cavity size is .200 square (5.08)
 Weight is 2.0 grams.

16-PIN CERPAK



8U

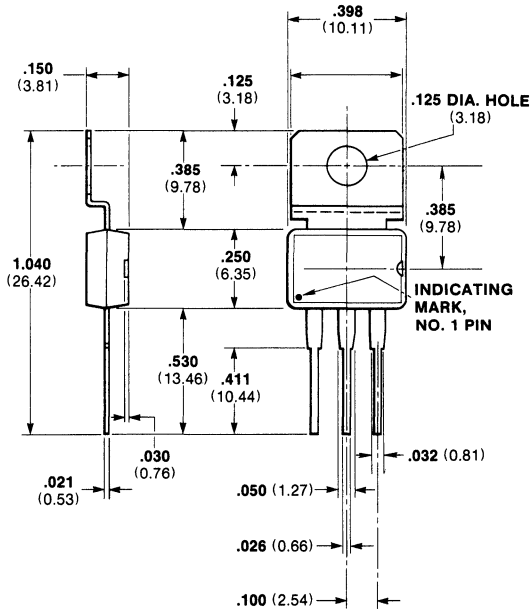
NOTES:

Pins are tin-plated 42 alloy
 Cap and base are alumina
 Cavity size is .140 x .200, (3.556 x 5.08)
 silver plated
 Package weight is 0.4 gram

All dimensions in inches (bold) and millimeters (parentheses)

FAIRCHILD PACKAGE OUTLINES

3-PIN SINGLE SIDE POWER PLASTIC MINIDIP



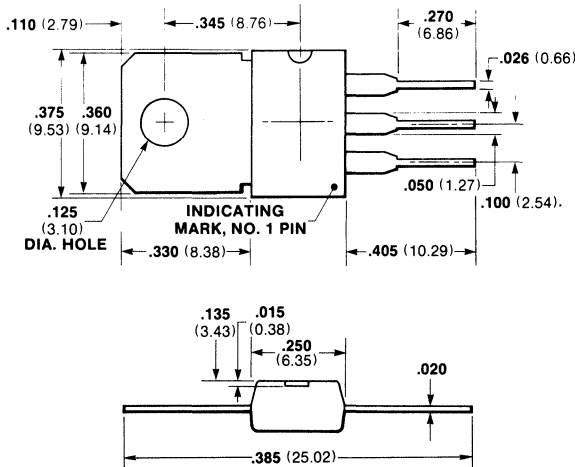
8Y (U-1)

NOTES:

Pins are tin plated copper
 Package weight is 0.6 gram
 Package material is plastic
 Tab is electrically insulated from pins
 This package is intended to be mounted with the tab flush with the top of the P.C. board or heat sink. A No. 4 screw may be used to secure the package. Thermal compound is recommended.

All dimensions nominal.

3-PIN SINGLE SIDE POWER PLASTIC MINIDIP



8Y (U-2)

NOTES:

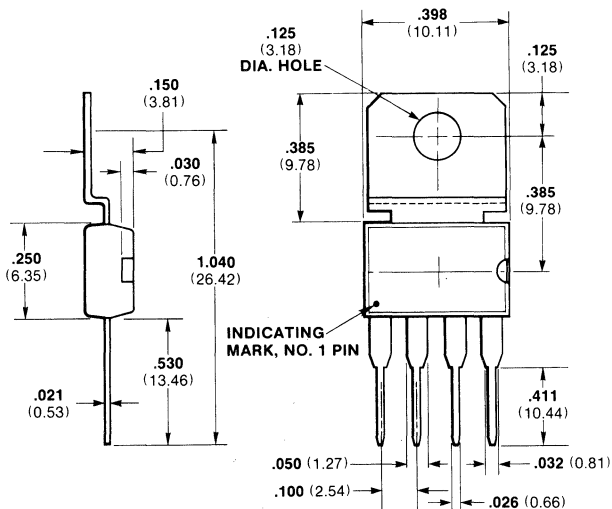
Package is plastic with tin-plated copper leads
 Package weight is 0.6 gram
 Center lead is electrical contact with mounting tab

For detailed package configuration, refer to FSB-90717

All dimensions in inches (bold) and millimeters (parentheses)

FAIRCHILD PACKAGE OUTLINES

4-PIN SINGLE SIDE POWER PLASTIC MINIDIP



8Z (U-1)

NOTES:

Package is plastic with tin-plated copper pins

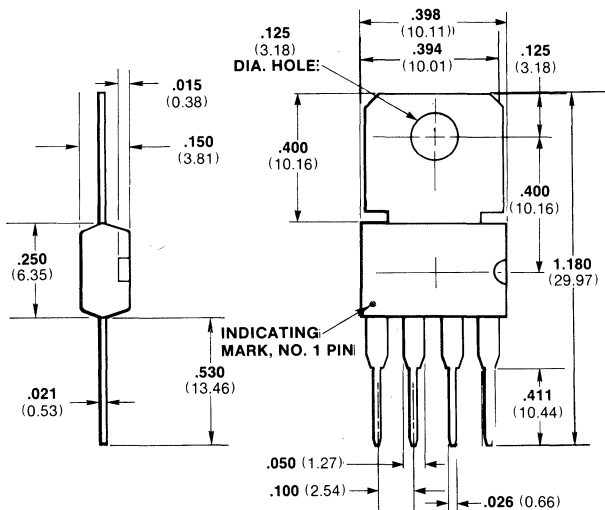
Board-drilling dimensions should equal your practice for .033 (0.84) inch diameter pins

Package weight is 0.6 gram

Tab is electrically insulated from pins

This package is intended to be mounted with the tab flush with the top of the PC board or heat sink. A No. 4 screw may be used to secure the package. Thermal compound is recommended.

4-PIN SINGLE SIDE POWER PLASTIC MINIDIP



8Z (U-2)

NOTES:

Package is plastic with tin-plated pins

Board-drilling dimensions should equal your practice for .033 (0.84) inch diameter pin

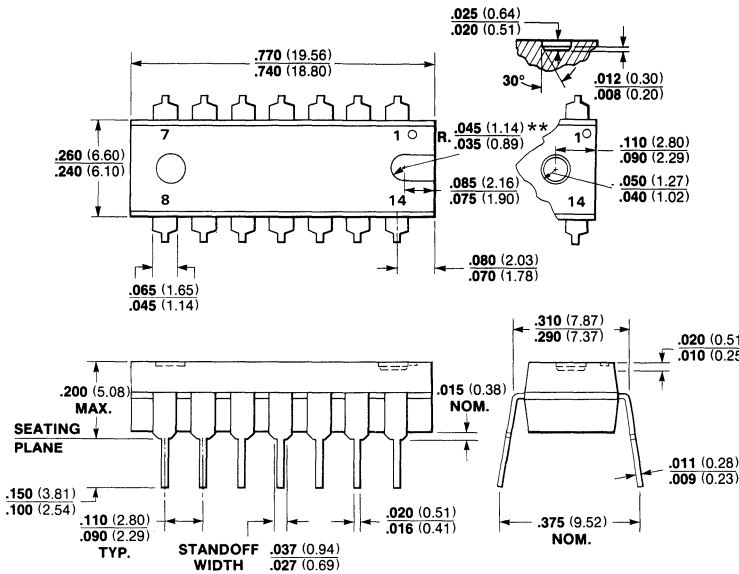
Package weight is 0.6 gram

Tab is electrically insulated from pins

All dimensions in inches (bold) and millimeters (parentheses)

FAIRCHILD PACKAGE OUTLINES

14-PIN *PLASTIC DUAL IN-LINE (JEDEC TO-116 OUTLINE)

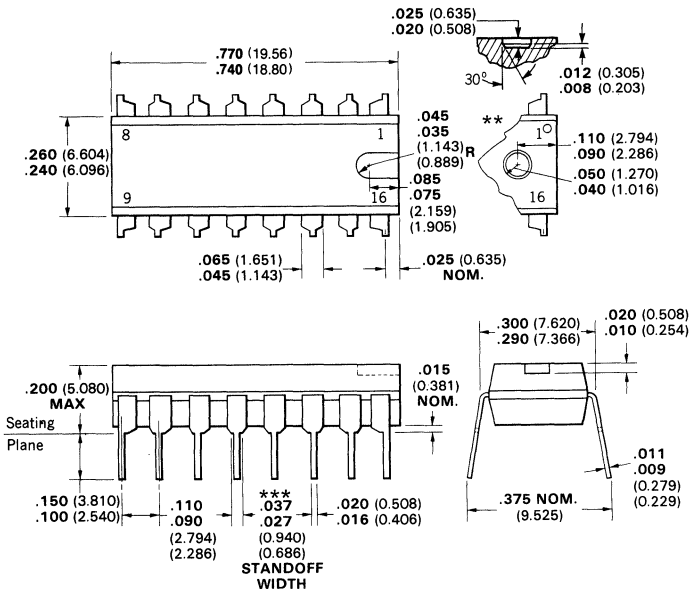


9A

NOTES:

- Pins are tin plated kovar
- *Package material varies depending on the product line
- Pins are intended for insertion in hole rows on .300" (7.62) centers
- They are purposely shipped with "positive" misalignment to facilitate insertion
- Board-drilling dimensions should equal your practice for .020 (0.508) inch diameter pin
- **Notch or ejector hole varies depending on the product line
- Package weight is 0.9 gram

16-PIN PLASTIC* DUAL IN-LINE



9B

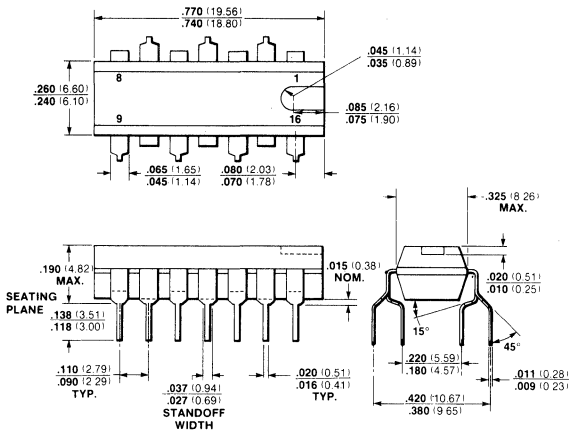
NOTES:

- Pins are tin-plated kovar or alloy 42 nickel.
- Pins are intended for insertion in hole rows on .300" (7.62) centers
- Leads purposely have a "positive" misalignment to facilitate insertion
- Board-drilling dimensions should equal your practice for .020 inch (0.51) diameter pin.
- Package weight is 0.9 gram
- *Package material varies depending on the product line
- ***The .037-.027 (0.94-0.69) dimension does not apply to the corner pins
- **Notch or ejector hole varies depending on the product line

All dimensions in inches (bold) and millimeters (parentheses)

FAIRCHILD PACKAGE OUTLINES

14-PIN PLASTIC QUAD IN-LINE (JEDEC TO-116 OUTLINE*)

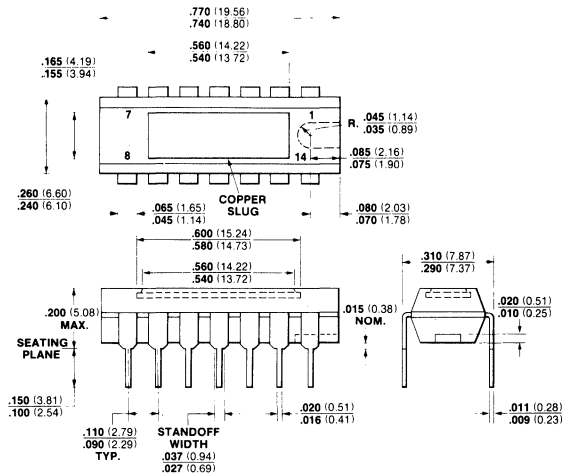


9C

NOTES:

- Package is epoxy with tin-plated kovar pins
- Board-drilling dimensions should equal your practice for .020 (0.51) inch diameter pin
- Package weight is 0.9 gram
- *This is a 9A package with the pins formed in assembly. Only the notched and epoxy version is used

14-PIN PLASTIC DUAL IN-LINE (WITH COPPER SLUG)

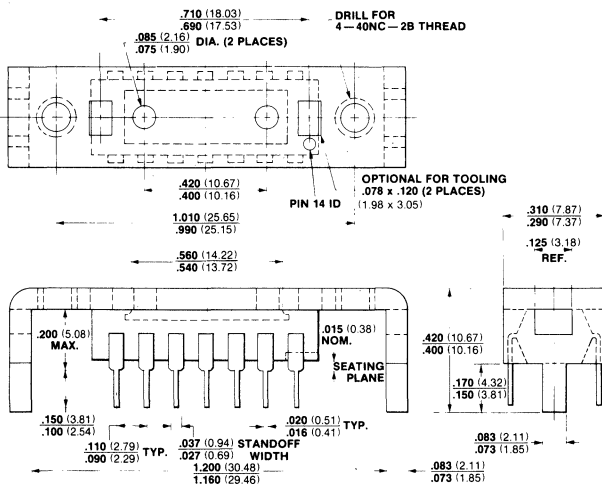


9H

NOTES:

- Leads are gold-plated kovar
- Board-drilling dimensions should equal your practice for .020 (0.51) inch diameter lead
- Package material is epoxy with copper slug
- Package weight is 0.9 gram

14-PIN PLASTIC DUAL IN-LINE (COPPER SLUG AND HEAT BRACKET)*



9J

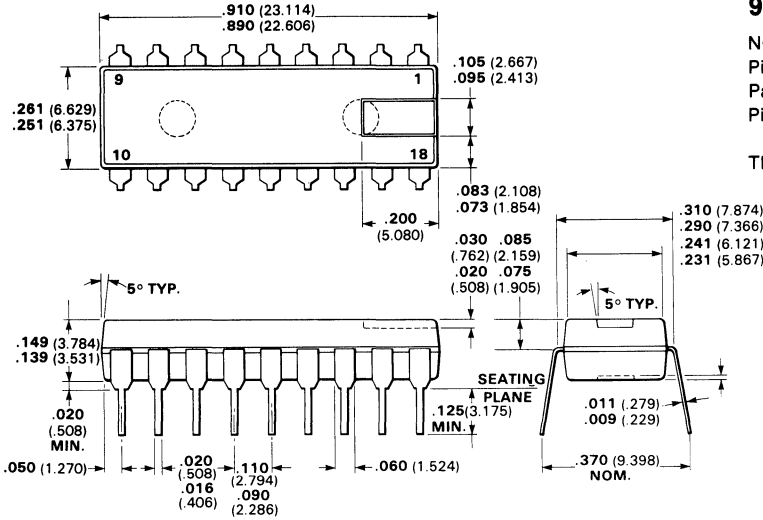
NOTES:

- Pins are gold-plated kovar
- Package material is epoxy with copper slug and tin-plated copper bracket
- Board-drilling dimensions should equal your practice for .020 (0.51) inch diameter pin
- *Package is the same as 9H except that a heat bracket is attached

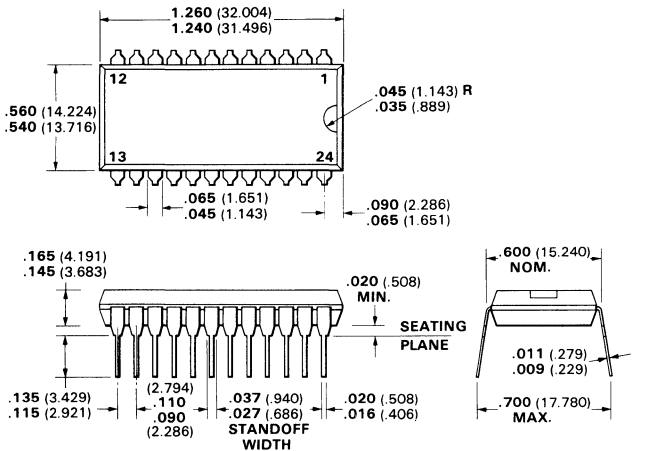
All dimensions in inches (bold) and millimeters (parentheses)

FAIRCHILD PACKAGE OUTLINES

18-PIN PLASTIC DUAL IN-LINE



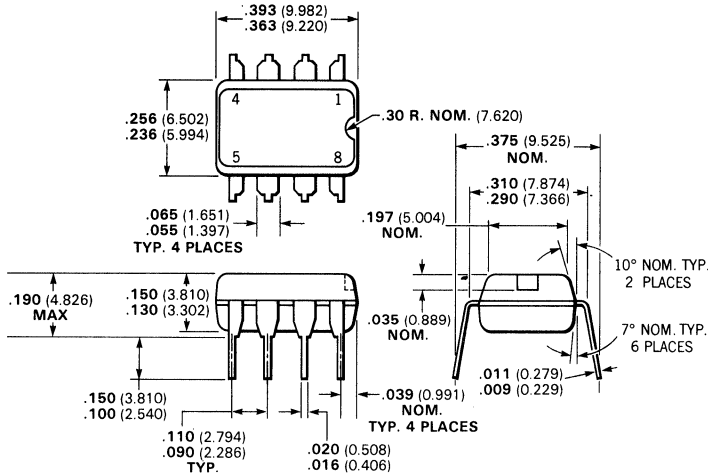
24-PIN PLASTIC DUAL IN-LINE



All dimensions in inches (bold) and millimeters (parentheses)

FAIRCHILD PACKAGE OUTLINES

8-PIN PLASTIC DUAL IN-LINE

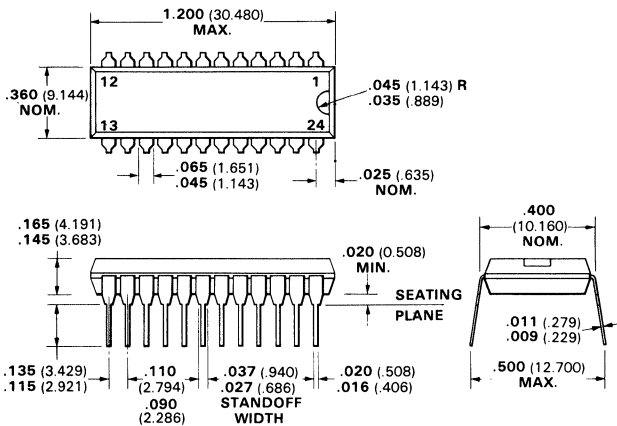


9T

NOTES:

Pins are tin or gold-plated kovar
 Package material is plastic
 Pins are intended for insertion in hole rows on .300" (7.62) centers
 They are purposely shipped with "positive" misalignment to facilitate insertion
 Board-drilling dimensions should equal your practice for .020 (0.51) inch diameter pin
 Package weight is 0.6 gram

24-PIN PLASTIC DUAL IN-LINE



9U

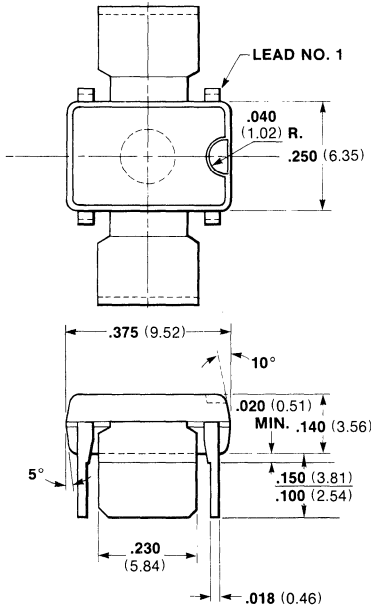
NOTES:

All dimensions in inches (bold) and millimeters in (parentheses)
 Pins are tin-plated 42 alloy
 Package material is plastic
 Pins are intended for insertion in hole rows on .400 (10.16) centers.
 They are purposely shipped with positive misalignment to facilitate insertion.

All dimensions in inches (bold) and millimeters (parentheses)

FAIRCHILD PACKAGE OUTLINES

4-PIN POWER MINIDIP



9V (T1)

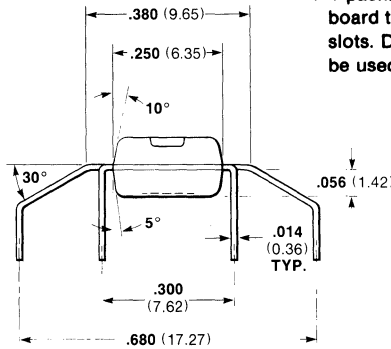
NOTES:

Package is plastic with tin-plated copper leads

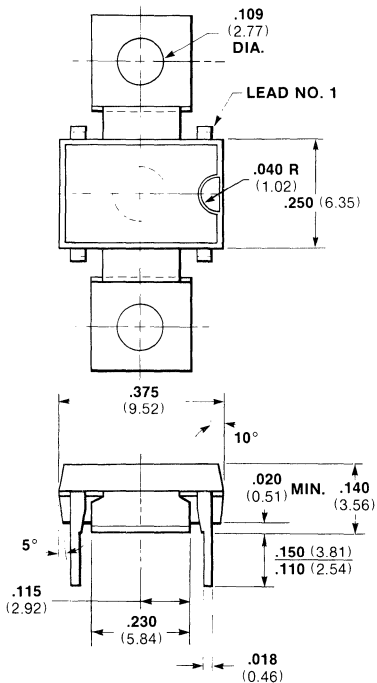
For detailed package configuration refer to FSD-90669

Package weight is 0.6 gram

T-1 package can be soldered to the PC board through .0230" x .020 (0.584 x 0.51) slots. Double or single-sided boards may be used.



4-PIN POWER MINIDIP



9V (T2)

NOTES:

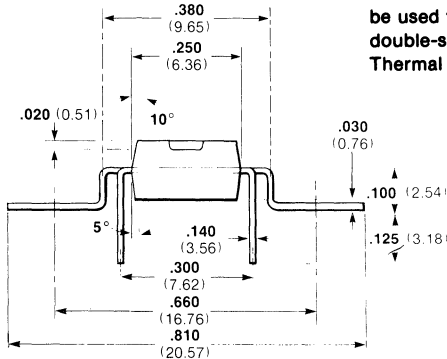
Package is plastic with tin-plated copper pins and wings

For detailed package configuration refer to FSD-90670.

Package weight is 0.6 gram

T-2 package is intended to be mounted with the tabs flush with the top of the PC board.

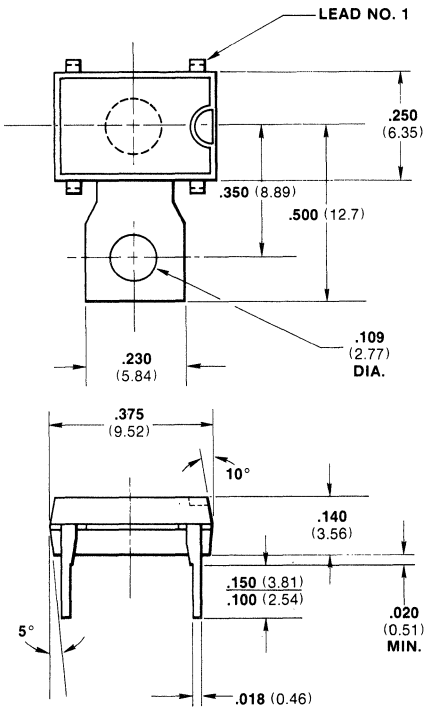
Either No. 2-56 screws or No. 2 rivets may be used to secure the package. Single or double-sided PC boards may be used. Thermal compound is recommended.



All dimensions in inches (bold) and millimeters (parentheses)

FAIRCHILD PACKAGE OUTLINES

4-PIN POWER MINIDIP



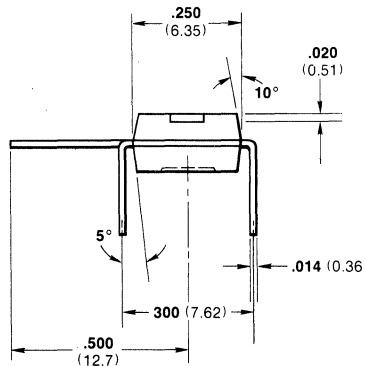
9V (T3)

NOTES:

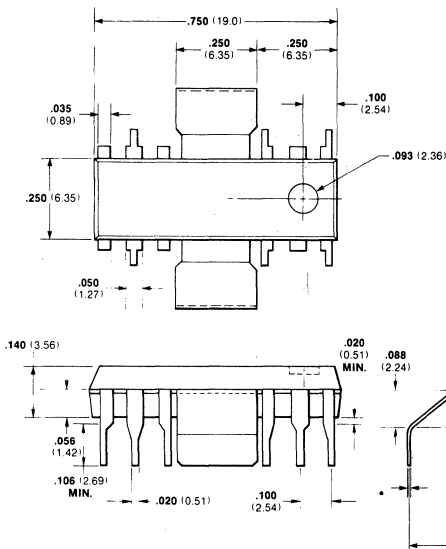
Package is plastic with tin-plated copper pins and wings

Package weight is 0.6 gram

T-3 package is intended for applications with an external heat sink. A No. 2 mounting hole is provided for case of mounting. The tab may be bent to any convenient angle.



12-PIN POWER PLASTIC DUAL IN-LINE



9W (P3)

NOTES:

Package is plastic with tin plated copper pins and wings

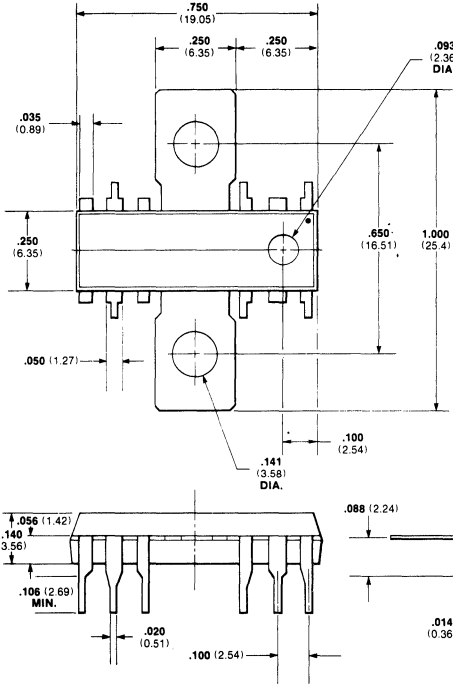
For detailed package configuration refer to FSB-90698

Package weight is 0.9 gram

All dimensions in inches (bold) and millimeters (parentheses)

FAIRCHILD PACKAGE OUTLINES

12-PIN POWER PLASTIC DUAL IN-LINE

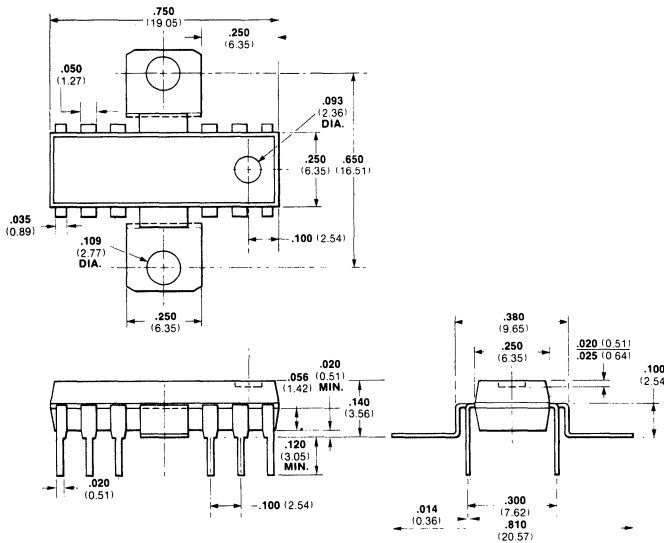


9W (P4)

NOTES:

Package is plastic with tin-plated copper pins and wings
 For detailed package configuration refer to FSB-90699
 Package weight is 0.9 gram

12-PIN POWER PLASTIC DUAL IN-LINE



9W (P5)

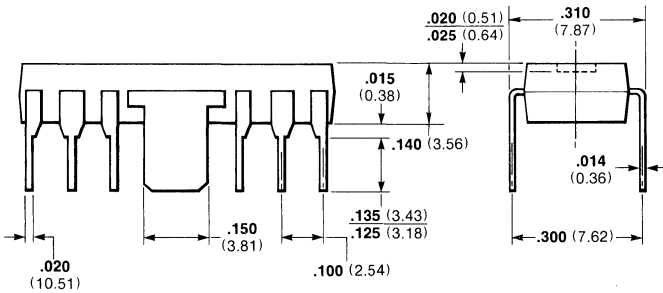
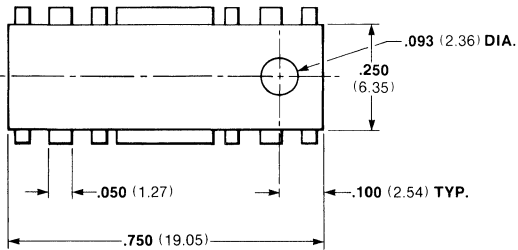
NOTES:

Package is plastic with tin-plated copper pins and wings
 For detailed package configuration refer to FSD-90740.
 Package weight is 0.9 gram

All dimensions in inches (bold) and millimeters (parentheses)

FAIRCHILD PACKAGE OUTLINES

12-PIN POWER PLASTIC DUAL IN-LINE



9W (P6)

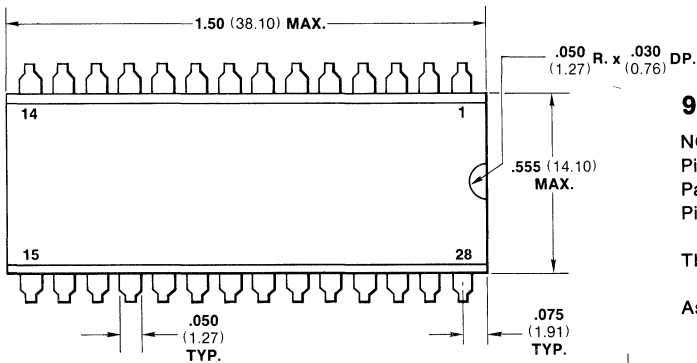
NOTES:

Package is plastic with tin plated copper pins and wings

For detailed package configuration refer to FSB-90126

Package weight is 0.9 gram

28-PIN PLASTIC DUAL IN-LINE



9Y

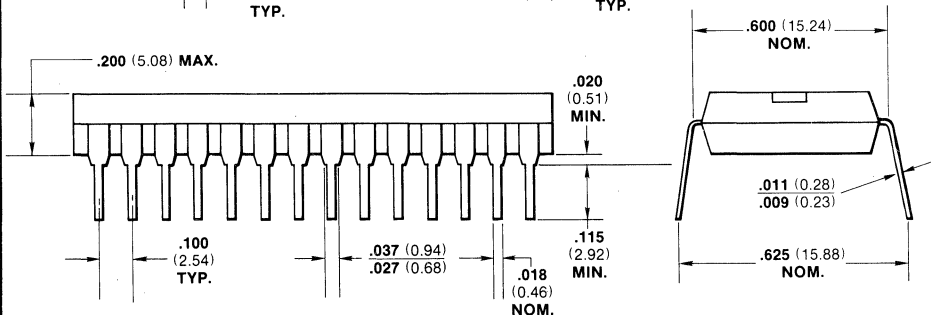
NOTES:

Pins are tin-plated kovar, alloy 42 or copper

Package material is plastic

Pins are intended for insertion in hole rows on .600 (15.24) centers

They are purposely shipped positive misalignment to facilitate insertion
Assembled package weight 4.8 grams



All dimensions in inches (bold) and millimeters (parentheses)

FAIRCHILD FRANCHISED DISTRIBUTORS (Cont'd) UNITED STATES AND CANADA

GERBER ELECTRONICS
852 Providence Highway
U.S. Route 1
Dedham, Massachusetts 02026
Tel: 617-329-2400

HAMILTON/AVNET ELECTRONICS
100 E. Commerce Way
Woburn, Massachusetts 01801
Tel: 617-933-8000 TWX: 710-332-1201

HARVEY ELECTRONICS
44 Hartwell Ave.
Lexington, Massachusetts 02173
Tel: 617-861-9200 TWX: 710-326-6617

SCHWEBER ELECTRONICS
213 Third Avenue
Waltham, Massachusetts 02154
Tel: 617-890-8484

MICHIGAN
HAMILTON/AVNET ELECTRONICS
32487 Schoolcraft
Livonia, Michigan 48150
Tel: 313-522-4700 TWX: 810-242-8775

PIONEER/DETROIT
13485 Stamford
Livonia, Michigan 48150
Tel: 313-525-1800

SCHWEBER ELECTRONICS
33540 Schoolcraft
Livonia, Michigan 48150
Tel: 313-525-8100

SHERIDAN SALES CO.
24543 Indoplex Drive
(P.O. Box 529)
Farmington, Mich. 48024
Tel: 313-477-3800

MINNESOTA
HAMILTON/AVNET ELECTRONICS
7883 Washington Ave. South
Edina, Minnesota 55435
Tel: 612-941-3801
TWX: None — use 910-227-0060
(Regional Hq. in Chicago, Ill.)

SCHWEBER ELECTRONICS
7402 Washington Ave. South
Eden Prairie, Minnesota 55343
Tel: 612-941-5280

SEMICONDUCTOR SPECIALISTS, INC.
8030 Cedar Avenue South
Minneapolis, Minnesota 55420
Tel: 612-854-8841 TWX: 910-576-2812

MISSOURI
HALLMARK ELECTRONICS, INC.
13789 Rider Trail
Earth City, Missouri 63045
Tel: 314-291-5350

HAMILTON/AVNET ELECTRONICS
354 Brookes Lane
Hazelwood, Missouri 63042
Tel: 314-731-1144 TWX: 910-762-0606

NEW JERSEY
HAMILTON/AVNET ELECTRONICS
218 Little Falls Road
Cedar Grove, New Jersey 07009
Tel: 201-239-0800 TWX: 710-994-5787

HAMILTON/AVNET ELECTRONICS
113 Gaither Drive
East Gate Industrial Park
Mt. Laurel, N.J. 08057
Tel: 609-234-2133 TWX: 710-897-1405

SCHWEBER ELECTRONICS
43 Belmont Drive
Somerset, N.J. 08873
Tel: 201-469-8008 TWX: 710-480-4733

STERLING ELECTRONICS
774 Pfeiffer Blvd.
Perth Amboy, N.J. 08861
Tel: 201-442-8000 Telex: 138-679

WILSHIRE ELECTRONICS
855 Industrial Highway, Unit 5
Cinnaminson, New Jersey 08077
Tel: 215-627-1920

WILSHIRE ELECTRONICS
1111 Paulison Avenue
Clifton, New Jersey 07015
Tel: 201-365-2600 TWX: 710-989-7052

NEW MEXICO
CENTURY ELECTRONICS
11728 Linn Ave.
Albuquerque, New Mexico 87123
Tel: 505-292-2700 TWX: 910-989-0625

HAMILTON/AVNET ELECTRONICS
2450 Baylor Dr. S.E.
Albuquerque, New Mexico 87119
Tel: 505-765-1500
TWX: None — use 910-379-6486
(Regional Hq. in Mt. View, Ca.)

NEW YORK
ARROW ELECTRONICS
399 Conklin Street
Farmingdale, New York 11735
Tel: 516-694-6800

CRAMER ELECTRONICS
129 Oser Avenue
Hauppauge, N.Y. 11787
Tel: 516-231-5682

CRAMER ELECTRONICS
6716 Joy Road
E. Syracuse, N.Y. 13057
Tel: 315-437-6671

COMPONENTS PLUS, INC.
40 Oser Avenue
Hauppauge, L.I., New York 11787
Tel: 516-231-9200 TWX: 510-227-9869

HAMILTON/AVNET ELECTRONICS
167 Clay Road
Rochester, New York 14623
Tel: 716-442-7820
TWX: None — use 710-332-1201
(Regional Hq. in Burlington, Ma.)

HAMILTON/AVNET ELECTRONICS
6500 Joy Road
E. Syracuse, New York 13057
Tel: 315-437-2642 TWX: 710-541-0959

HAMILTON/AVNET ELECTRONICS
70 State Street
Westbury, L.I., New York 11590
Tel: 516-333-5800 TWX: 510-222-8237

ROCHESTER RADIO SUPPLY CO., INC.
140 W. Main Street
(P.O. Box 1971)
Rochester, New York 14603
Tel: 716-454-7800

SCHWEBER ELECTRONICS
Jericho Turnpike
Westbury, L.I., New York 11590
Tel: 516-334-7474 TWX: 510-222-3660

SCHWEBER ELECTRONICS, INC.
2 Town Line Circle
Rochester, New York 14623
Tel: 716-461-4000

JACO ELECTRONICS, INC.
145 Oser Ave.
Hauppauge, L.I., New York 11787
Tel: 516-273-1234 TWX: 510-227-6232

SUMMIT DISTRIBUTORS, INC.
916 Main Street
Buffalo, New York 14202
Tel: 716-884-3450 TWX: 710-522-1692

NORTH CAROLINA
CRAMER ELECTRONICS
938 Burke Street
Winston Salem, N.C. 27102
Tel: 919-725-8711

HAMILTON/AVNET
2803 Industrial Drive
Raleigh, North Carolina 27609
Tel: 919-829-8030

HALLMARK ELECTRONICS
1208 Front Street, Bldg. K
Raleigh, North Carolina 27609
Tel: 919-832-4465 TWX: 510-928-1831

RESCO
Highway 70 West
Rural Route 8, P.O. Box 116-B
Raleigh, North Carolina 27612
Tel: 919-781-5700

PIONEER/CAROLINA ELECTRONICS
2906 Baltic Avenue
Greensboro, North Carolina 27406
Tel: 919-273-4441

OHIO
HAMILTON/AVNET ELECTRONICS
761 Beta Drive, Suite E
Cleveland, Ohio 44143
Tel: 216-461-1400
TWX: None — use 910-227-0060
(Regional Hq. in Chicago, Ill.)

HAMILTON/AVNET ELECTRONICS
118 Westpark Road
Dayton, Ohio 45459
Tel: 513-433-0610 TWX: 810-450-2531

PIONEER/CLEVELAND
4800 East 131st Street
Cleveland, Ohio 44105
Tel: 216-587-3600

PIONEER/DAYTON
1900 Troy Street
Dayton, Ohio 45404
Tel: 513-236-9900 TWX: 810-459-1622

SCHWEBER ELECTRONICS
23880 Commerce Park Road
Beachwood, Ohio 44122
Tel: 216-464-2970 TWX: 810-427-9441

SHERIDAN SALES COMPANY
23224 Commerce Park Road
Beachwood, Ohio 44122
Tel: 216-831-0130 TWX: 810-427-2957

SHERIDAN SALES CO.
(mailing address)
P.O. Box 37826
Cincinnati, Ohio 45222

(shipping address)
10 Knollcrest Drive
Reading, Ohio 45237
Tel: 513-761-5432 TWX: 810-461-2670

OKLAHOMA
HALLMARK ELECTRONICS
4846 South 83rd East Avenue
Tulsa, Oklahoma 74145
Tel: 918-835-8458 TWX: 910-845-2290

RADIO INC. INDUSTRIAL ELECTRONICS
1000 South Main
Tulsa, Oklahoma 74119
Tel: 918-587-9123

PENNSYLVANIA
HALLMARK ELECTRONICS, INC.
458 Pike Road
Huntingdon Valley, Pennsylvania 19006
Tel: 215-355-7300 TWX: 510-667-1727

PIONEER/DELAWARE VALLEY ELECTRONICS
141 Gibraltar Road
Horsham, Pa. 19044
Tel: 609-541-1120 TWX: 510-665-6778

PIONEER ELECTRONICS, INC.
560 Alpha Drive
Pittsburgh, Pennsylvania 15238
Tel: 412-782-2300 TWX: 710-795-3122

SCHWEBER ELECTRONICS
101 Rock Road
Horsham, Pennsylvania 19044
Tel: 215-441-0600

SHERIDAN SALES COMPANY
1717 Penn Ave.
Suite 5009
Pittsburgh, Pennsylvania 15221
Tel: 412-244-1640

SOUTH CAROLINA
DIXIE ELECTRONICS, INC.
P.O. Box 408 (Zip Code 29202)
1800 Barnwell Street
Columbia, South Carolina 29201
Tel: 803-779-5332

TEXAS
ALLIED ELECTRONICS
401 East 8th Street
Fort Worth, Texas 76102
Tel: 817-336-5401

CRAMER ELECTRONICS
131740 Midway Road, Suite 700
Dallas, Texas 75240
Tel: 214-661-9300

HALLMARK ELECTRONICS CORP.
10109 McKalla Place Suite F
Austin, Texas 78758
Tel: 512-837-2814

FAIRCHILD SALES REPRESENTATIVES UNITED STATES AND CANADA

ALABAMA

CARTWRIGHT & BEAN, INC.
2400 Bob Wallace Ave., Suite 201
Huntsville, Alabama 35805
Tel: 205-533-3509

CALIFORNIA

CELTEC COMPANY
18009 Sky Park Circle Suite B
Irvine, California 92715
Tel: 714-557-5021 TWX: 910-595-2512

CELTEC COMPANY

15300 Ventura Blvd., Room 200
Sherman Oaks, California 91403
Tel: 213-990-3440 TWX: 910-495-2010

CELTEC COMPANY

7867 Conroy Court, Suite 312
San Diego, California 92111
Tel: 714-279-7961 TWX: 910-335-1512

MAGNA SALES, INC.

3212 Scott Blvd.
Santa Clara, California 95050
Tel: 408-985-1750 TWX: 910-338-0241

COLORADO

SIMPSON ASSOCIATES, INC.
2552 Ridge Road
Littleton, Colorado 80120
Tel: 303-794-8381 TWX: 910-935-0719

CONNECTICUT

PHOENIX SALES COMPANY
389 Main Street
Ridgefield, Connecticut 06877
Tel: 203-438-9644 TWX: 710-467-0662

FLORIDA

LECTROMECH, INC.
303 Whooping Loop
Altamonte Springs, Florida 32701
Tel: 305-831-1577 TWX: 810-853-0262

LECTROMECH, INC.

2741 North 29th Avenue, Suite 218
Hollywood, Florida 33020
Tel: 305-920-2291 TWX: 910-954-9793

LECTROMECH, INC.

2280 U.S. Highway 19 North
Suite 119 Bldg L
Clearwater, Florida 33515
Tel: 813-726-0541

GEORGIA

CARTWRIGHT & BEAN, INC.
P.O. Box 52846 (Zip Code 30355)
90 W. Wieuca Square, Suite 155
Atlanta, Georgia 30342
Tel: 404-255-5262 TWX: 810-751-3220

ILLINOIS

MICRO SALES, INC.
2258-B Landmeir Road
Elk Grove Village, Illinois 60007
Tel: 312-956-1000 TWX: 910-222-1833

INDIANA

LESLIE M. DEVOE COMPANY
4215 East 82nd Street Suite D
Indianapolis, Indiana 46250
Tel: 317-842-3245 TWX: 810-260-1435

IOWA

B.C. ELECTRONICS SALES, INC.
4403 First Avenue S.E., Suite 412
Cedar Rapids, Iowa 52402
Tel: 319-393-5818

KANSAS

B.C. ELECTRONIC SALES, INC.
P.O. Box 788
11495 Lenexa Drive
Olathe, Kansas 66061
Tel: 913-888-6680 TWX: 910-749-6414

MARYLAND

DELTA III ASSOCIATES
5801 Annapolis Road, Suite 500
Bladensburg, Maryland 20710
Tel: 301-779-0977 TWX: 710-826-9654

MASSACHUSETTS

SPECTRUM ASSOCIATES, INC.
888 Worcester Street
Wellesley, Massachusetts 02181
Tel: 617-237-2796 TWX: 710-348-0424

MICHIGAN

RATHSBURG ASSOCIATES
16821 E. Warren Ave.
Detroit, Michigan 48224
Tel: 313-882-1717 Telex: 23-5229

MINNESOTA

PSI COMPANY
7710 Computer Avenue
Minneapolis, Minnesota 55435
Tel: 612-835-1777 TWX: 910-576-3483

MISSISSIPPI

CARTWRIGHT & BEAN, INC.
P.O. Box 16728
5250 Galaxy Drive, Suite J
Jackson, Mississippi 39207
Tel: 601-981-1368

MISSOURI

B.C. ELECTRONIC SALES, INC.
300 Brookes Drive, Suite 206
Hazelwood, Missouri 63042
Tel: 314-731-1255 TWX: 910-762-0600

NEW JERSEY

LORAC SALES, INC.
580 Valley Road
Wayne, New Jersey 07470
Tel: 201-696-8875 TWX: 710-988-5846

NEW YORK

LORAC SALES, INC.
550 Old Country Road, Room 410
Hicksville, New York 11801
Tel: 516-681-8746 TWX: 510-224-6480

TRI-TECH ELECTRONICS, INC.

3215 East Main Street
Endwell, New York 13760
Tel: 607-754-1094 TWX: 510-252-0891

TRI-TECH ELECTRONICS, INC.

290 Perinton Hills Office Park
Fairport, New York 14450
Tel: 716-223-5720

TRI-TECH ELECTRONICS, INC.

6836 East Genesee Street
Fayetteville, New York 13066
Tel: 315-446-2881 TWX: 710-541-0604

TRI-TECH ELECTRONICS, INC.

15 College View Avenue
Poughkeepsie, New York 12603
Tel: 914-473-3880

NORTH CAROLINA

CARTWRIGHT & BEAN, INC.
1165 Commercial Ave.
Charlotte, North Carolina 28205
Tel: 704-377-5673

CARTWRIGHT & BEAN, INC.

P.O. Box 18465
3948 Browning Place
Raleigh, North Carolina 27609
Tel: 919-781-6560

OHIO

THE LYONS CORPORATION
4812 Frederick Road, Suite 105
Dayton, Ohio 45414
Tel: 513-278-0714

THE LYONS CORPORATION

6151 Wilson Mills Road, Suite 101
Highland Heights, Ohio 44143
Tel: 216-461-8288

OKLAHOMA

TECHNICAL MARKETING
9717 East 42nd Street, Suite 210
Tulsa, Oklahoma 74101
Tel: 918-622-5984

OREGON

QUADRA CORPORATION
19145 S.W. Murphy Ct.
Aloha, Oregon 97005
Tel: 503-225-0350 TWX: 910-443-2318

PENNSYLVANIA

BGR ASSOCIATES
2500 Office Center
2500 Maryland Road
Willow Grove, Pennsylvania 19090
Tel: 215-657-3301

TENNESSEE

CARTWRIGHT & BEAN, INC.
P.O. Box 4760
560 S. Cooper Street
Memphis, Tennessee 38104
Tel: 901-276-4442

CARTWRIGHT & BEAN, INC.

8501 Kingston Pike
Knoxville, Tennessee 37919
Tel: 615-693-7450

TEXAS

TECHNICAL MARKETING
4445 Alpha Road, Suite 102
Dallas, Texas 75240
Tel: 214-387-3601 TWX: 910-860-5158

TECHNICAL MARKETING

6430 Hillcroft, Suite 104
Houston, Texas 77036
Tel: 713-777-9228

UTAH

SIMPSON ASSOCIATES, INC.
P.O. Box 151430
Salt Lake City, Utah 84115
Tel: 801-486-3731

WASHINGTON

QUADRA CORPORATION
14825 N.E. 40th Street
Suite 340
Redmond, Washington 98052
Tel: 206-883-3550 TWX: 910-449-2592

WISCONSIN

LARSEN ASSOCIATES
10855 West Potter Road
Wauwatosa, Wisconsin 53226
Tel: 414-258-0529 TWX: 910-262-3160

CANADA

R.N. LONGMAN SALES, INC. (L.S.I.)
1590 Matheson Blvd, Unit 26-A
Mississauga, Ontario, L4W 1J1, Canada
Tel: 416-625-6770 TWX: 610-492-4311

R.N. LONGMAN SALES, INC. (L.S.I.)

1385 Mazurette Street West, Suite 3
Montreal, Quebec, H4N 1G8, Canada
Tel: 514-382-2552 TWX: 610-421-3178

INTERNATIONAL FAIRCHILD SALES OFFICES

AUSTRALIA

Fairchild Australia Pty Ltd.
72 Whiting Street
Artarmon 2064
New South Wales
Australia
Tel: Sydney (02)-438-2733

(mailing address)
P.O. Box 450
North Sydney 2060
New South Wales
Australia

AUSTRIA AND EASTERN EUROPE

Fairchild Electronics
A-1010 Wien
Schwedenplatz 2
Tel: 0222 635821 Telex: 75096

BRAZIL

Fairchild Semicondutores Ltda
Caixa Postal 30407
Rua Alagoas, 663
01242 Sao Paulo, Brazil
Tel: 66-9092 Telex: 011-23831
Cable: FAIRLEC

FRANCE

Fairchild Camera & Instrument S.A.
121, Avenue d'Italie
750013-Paris, France
Tel: 00331-584 55 66
Telex: 0042 200614 or 260937

GERMANY

Fairchild Camera and Instrument (Deutschland)
Daimlerstr 15
8046 Garching Hochbruck
Munich, Germany
Tel: (089) 320031 Telex: 52 4831 fair d

Fairchild Camera and Instrument (Deutschland)
Koenigsworther Strasse 23
3000 Hannover
W-Germany
Tel: 0511 17844 Telex: 09 22922

Fairchild Camera and Instrument (Deutschland)
Postrstrasse 37
7251 Leonberg
W-Germany
Tel: 07152 41026 Telex: 07 245711

Fairchild Camera and Instrument (Deutschland)
Waldluststrasse 1
8500 Nuernberg
W-Germany
Tel: 0911 407005 Telex: 06 23665

HONG KONG

Fairchild Semiconductor (HK) Ltd.
135 Hoi Bun Road
Kwun Tong
Kowloon, Hong Kong
Tel: K-890271 Telex: HKG-531

ITALY

Fairchild Semiconduttori, S.P.A.
Via Flamenia Vecchia 653
00191 Roma, Italy
Tel: 06 327 4006 Telex: 63046 (FAIR ROM)

Fairchild Semiconduttori S.P.A.
Via Rosellini, 12
20124 Milano, Italy
Tel: 02 6887451 Telex: 36522

JAPAN

TDK-Fairchild
Pola Bldg, 7th Floor 1-15-21 Shibuya
Tokyo 150, Japan
Tel: 03 400 8351 Telex: 242173

KOREA

Fairchild Semikor Ltd.
K2 219-6 Kari Bong Dong
Young Dung Po-Ku
Seoul 150-06, Korea
Tel: 86-6751 through 55 Telex: FAIRKOR 22705

(mailing address)
Central P.O. Box 2806

MEXICO

Fairchild Mexicana S.A.
Blvd. Adolfo Lopez Mateos No. 163
Mexico 19, D.F.
Tel: 905-563-5411 Telex: 017-71-038

SCANDINAVIA

Fairchild Semiconductor AB
Svartengsgatan 6
S-11620 Stockholm
Sweden
Tel: 8-449255 Telex: 17759

SINGAPORE

Fairchild Semiconductor Pty Ltd.
No. 11, Lorong 3
Toa Payoh
Singapore 12
Tel: 531-066 Telex: FAIRSIN-RS 21376

TAIWAN

Fairchild Semiconductor (Taiwan) Ltd.
Hsietsu Building, Room 502
47 Chung Shan North Road
Sec. 3 Taipei, Taiwan
Tel: 573205 thru 573207

BENELUX

Fairchild Semiconductor
Paradijslaan 39
Eindhoven, Holland
Tel: 00-31-40-446909 Telex: 00-1451024

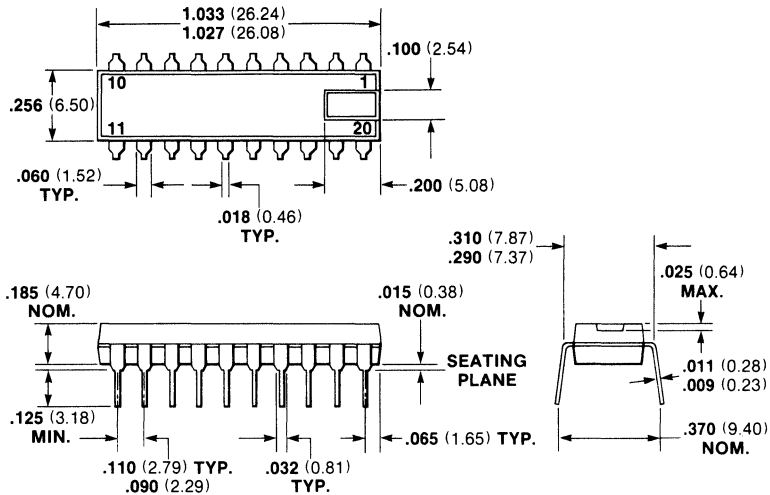
UNITED KINGDOM

Fairchild Camera and Instrument (UK) Ltd.
Semiconductor Division
230 High Street
Potters Bar
Hertfordshire EN6 5BU
England
Tel: 0707 51111 Telex: 0051 262835

Fairchild Semiconductor Ltd.
Shiel House
Craigshill
Livingston
West Lothian, Scotland
Tel: Livingston 0589 32891 Telex: 72629

FAIRCHILD PACKAGE OUTLINES

20-PIN PLASTIC DUAL IN-LINE



9Z

NOTES:

Pins are tin plated alloy 42 or copper (olin 195)

Package material varies depending on the product line

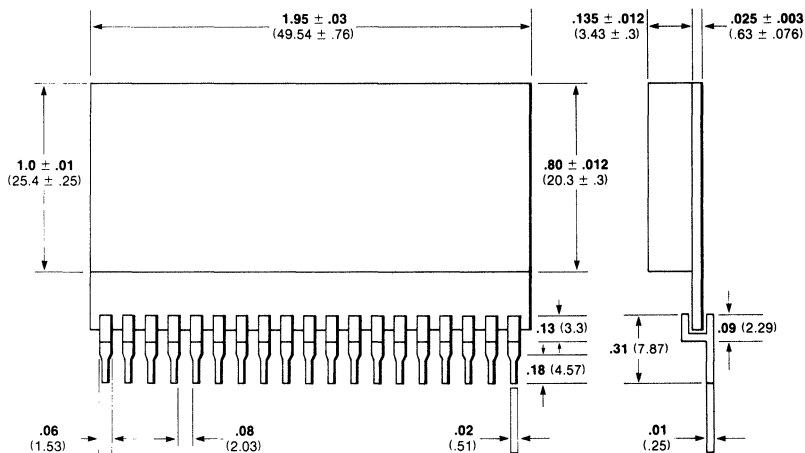
Pins are intended for insertion in hole rows on .300 (7.62) centers

They are purposely shipped with "positive" misalignment to facilitate insertion

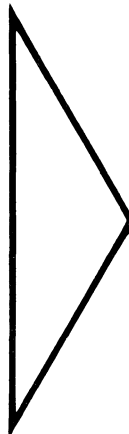

Board drilling dimensions should equal your practice for .020" (0.51) diameter pin

Package weight is a little over 1.0 grams

19-PIN SINGLE IN-LINE



All dimensions in inches (bold) and millimeters (parentheses)



PRODUCT INDEX	1
DIODES	2
TRANSISTORS	3
OPTOELECTRONICS	4
CHARGE-COUPLED DEVICES	5
HYBRIDS	6
LINEAR	7
INTERFACE	8
DIGITAL	9
MEMORIES	10
MICROCOMPUTERS	11
AEROSPACE AND DEFENSE	12
LOGIC/CONNECTION DIAGRAMS	13
ORDERING INFORMATION AND PACKAGE OUTLINES	14
FAIRCHILD FIELD SALES OFFICES, REPRESENTATIVES AND DISTRIBUTORS	15

FAIRCHILD FRANCHISED DISTRIBUTORS UNITED STATES AND CANADA

ALABAMA

HALLMARK ELECTRONICS
4739 Commercial Drive
Huntsville, Alabama 35805
Tel: 205-837-8700 TWX: 810-726-2187

HAMILTON/AVNET ELECTRONICS
805 Oster Drive, N.W.
Huntsville, Alabama 35805
Tel: 205-533-1170
Telex: None — use HAMAVLECB DAL 73-0511
(Regional Hq. in Dallas, Texas)

ARIZONA

HAMILTON/AVNET ELECTRONICS
2615 S. 21st Street
Phoenix, Arizona 85034
Tel: 602-275-7851 TWX: 910-951-1535

LIBERTY ELECTRONICS
8155 North 24th Ave.
Phoenix, Arizona 85021
Tel: 602-249-2232 TWX: 910-951-4282

STERLING ELECTRONICS
P.O. Drawer 20867 (Zip code 85036)
2001 E. University Drive
Phoenix, Arizona 85034
Tel: 602-258-4531 Telex: 667317

CALIFORNIA

AVNET ELECTRONICS
350 McCormick Avenue
Costa Mesa, California 92626
Tel: 714-754-6111 (Orange County)
213-558-2345 (Los Angeles)
TWX: 910-595-1928

BELL INDUSTRIES
Electronic Distributor Division
1161 N. Fair Oaks Avenue
Sunnyvale, California 94086
Tel: 408-734-8570 TWX: 910-339-9378

ELMAR ELECTRONICS
2288 Charleston Rd.
Mountain View, California 94042
Tel: 415-961-3611 TWX: 910-379-6437

G.S. MARSHALL COMPANY
8005 Deering Avenue
Canoga Park, California 91304
Tel: 213-999-5001

G.S. MARSHALL COMPANY
9674 Telstar Avenue
El Monte, California 91731
Tel: 213-686-0141 TWX: 910-587-1565

G.S. MARSHALL COMPANY
17975 Skypark Blvd.
Irvine, California 92707
Tel: 714-556-6400

G.S. MARSHALL COMPANY
8057 Raytheon Rd. Suite 1
San Diego, California 92111
Tel: 714-278-6350 TWX: 910-335-1191

HAMILTON ELECTRO SALES
10912 W. Washington Blvd.
Culver City, California 90230
Tel: 213-558-2121 TWX: 910-340-6364

HAMILTON/AVNET ELECTRONICS
575 E. Middlefield Road
Mountain View, California 94040
Tel: 415-961-7000 TWX: 910-379-6486

HAMILTON/AVNET ELECTRONICS
8917 Complex Drive
San Diego, California 92123
Tel: 714-278-2421
Telex HAMAVELEC SDG 69-5415

LIBERTY ELECTRONICS
124 Maryland Street
El Segundo, California 90245
Tel: 213-322-8100 TWX: 910-348-7111

LIBERTY ELECTRONICS/SAN DIEGO
8248 Mercury Court
San Diego, California 92111
Tel: 714-565-9171 TWX: 910-335-1590

COLORADO

CENTURY ELECTRONICS
8155 West 48th Avenue
Wheatridge, Colorado 80033
Tel: 303-424-1965 TWX: 910-938-0393

CRAMER ELECTRONICS
5465 East Evans Place at Hudson
Denver, Colorado 80222
Tel: 303-758-2100

ELMAR ELECTRONICS
6777 E. 50th Avenue
Commerce City, Colorado 80022
Tel: 303-287-9611 TWX: 910-936-0770

G.S. MARSHALL COMPANY
5633 Kendall Court
Arvada, Colorado 80002
Tel: 303-423-9670 TWX: 910-938-2902

HAMILTON/AVNET ELECTRONICS
5921 N. Broadway
Denver, Colorado 80216
Tel: 303-534-1212 TWX: 910-931-0510

CONNECTICUT
CRAMER ELECTRONICS
35 Dodge Avenue
Wharton Brook Industrial Center
North Haven, Connecticut 06473
Tel: 203-239-5641

HAMILTON/AVNET ELECTRONICS
643 Danbury Road
Georgetown, Connecticut 06829
Tel: 203-762-0361
TWX: None — use 710-897-1405
(Regional Hq. in Mt. Laurel, N.J.)

HARVEY ELECTRONICS
112 Main Street
Norwalk, Connecticut 06851
Tel: 203-853-1515

SCHWEBER ELECTRONICS
Finance Drive
Commerce Industrial Park
Danbury, Connecticut 06810
Tel: 203-792-3500

FLORIDA

ARROW ELECTRONICS
1001 Northwest 62nd Street
Suite 402
Ft. Lauderdale Florida 33309
Tel: 305-776-7790

ARROW ELECTRONICS
115 Palm Bay Road N.W.
Suite 10
Palm Bay, Florida 32905
Tel: 305-725-1408

CRAMER ELECTRONICS
345 North Graham Avenue
Orlando, Florida 32814
Tel: 305-894-1511

HALLMARK ELECTRONICS
1302 W. McNab Road
Ft. Lauderdale, Florida 33309
Tel: 305-971-9280 TWX: 510-956-3092

HALLMARK ELECTRONICS
7233 Lake Ellenor Drive
Orlando, Florida 32809
Tel: 305-855-4020 TWX: 810-850-0183

HAMILTON/AVNET ELECTRONICS
6800 N.W. 20th Avenue
Ft. Lauderdale, Florida 33309
Tel: 305-971-2900 TWX: 510-954-9808

SCHWEBER ELECTRONICS
2830 North 28th Terrace
Hollywood, Florida 33020
Tel: 305-927-0511 TWX: 510-954-0304

GEORGIA

ARROW ELECTRONICS
3406 Oak Cliff Road
Doraville, Georgia 30340
Tel: 404-455-4054

HAMILTON/AVNET ELECTRONICS
6700 Interstate 85 Access Road, Suite 1E
Norcross, Ga. 30071
Tel: 404-448-0800
Telex: None — use HAMAVLECB DAL 73 0511
(Regional Hq. in Dallas, Texas)

LYKES ELECTRONICS CORP.
6447 Atlantic Blvd.
Norcross, Georgia 30071
Tel: 404-449-9400

ILLINOIS

HALLMARK ELECTRONICS INC.
180 Crossen Avenue
Elk Grove Village, Illinois 60007
Tel: 312-437-8800

HAMILTON/AVNET ELECTRONICS
3901 N. 25th Avenue
Schiller Park, Illinois 60176
Tel: 312-678-6310 TWX: 910-227-0060

KIERULFF ELECTRONICS
85 Gordon Street
Elk Grove Village, Illinois 60007
Tel: 312-640-0200 TWX: 910-227-3166

SCHWEBER ELECTRONICS, INC.
1275 Bummel Avenue
Elk Grove Village, Ill. 60007
Tel: 312-593-2740 TWX: 910-222-3453

SEMICONDUCTOR SPECIALISTS, INC
(mailing address)
O'Hare International Airport
P.O. Box 66125
Chicago, Illinois 60666

(shipping address)
195 Spangler Avenue
Elmhurst Industrial Park
Elmhurst, Illinois 60126
Tel: 312-279-1000 TWX: 910-254-0169

INDIANA

GRAHAM ELECTRONICS SUPPLY, INC.
133 So. Pennsylvania Street
Indianapolis, Indiana 46204
Tel: 317-634-8486 TWX: 810-341-3481

PIONEER INDIANA ELECTRONICS, INC.
6408 Castleplace Drive
Indianapolis, Indiana 46250
Tel: 317-849-7300 TWX: 810-260-1794

KANSAS

HALLMARK ELECTRONICS, INC.
11870 West 91st Street
Shawnee Mission, Kansas 66214
Tel: 913-888-4746

HAMILTON/AVNET ELECTRONICS
9219 Guivira Road
Overland Park, Kansas 66215
Tel: 913-888-8900
Telex: None — use HAMAVLECB DAL 73-0511
(Regional Hq. in Dallas, Texas)

LOUISIANA

STERLING ELECTRONICS CORP.
4613 Fairfield
Metairie, Louisiana 70002
Tel: 504-887-7610
Telex: STERLE LEC MRE 58-328

MARYLAND

HALLMARK ELECTRONICS, INC.
6655 Amberton Drive
Baltimore, Maryland 21227
Tel: 301-796-9300

HAMILTON/AVNET ELECTRONICS
(mailing address)
Friendship International Airport
P.O. Box 8647
Baltimore, Maryland 21240

(shipping address)
7235 Standard Drive
Hanover, Maryland 21076
Tel: 301-796-5000 TWX: 710-862-1861
Telex: HAMAVELECA HNVE 87-968

PIONEER WASHINGTON ELECTRONICS, INC.
9100 Gaither Road
Gaithersburg, Maryland 20760
Tel: 301-948-0710 TWX: 710-828-9784

SCHWEBER ELECTRONICS
5640 Fisher Lane
Rockville, Maryland 20852
Tel: 301-881-2970 TWX: 710-828-0536

MASSACHUSETTS

CRAMER ELECTRONICS
85 Wells Avenue
Newton Centre, Massachusetts 02159
Tel: 617-964-4000

FAIRCHILD FRANCHISED DISTRIBUTORS (Cont'd) UNITED STATES AND CANADA

HALLMARK ELECTRONICS
9333 Forest Lane
Dallas, Texas 75231
Tel: 214-231-6111

HALLMARK ELECTRONICS, INC.
8000 Westglen
Houston, Texas 77063
Tel: 713-781-6100

HAMILTON/AVNET ELECTRONICS
4445 Sigma Road
Dallas, Texas 75240
Tel: 214-661-8661
Telex: HAMAVLECB DAL 73-0511

HAMILTON/AVNET ELECTRONICS
3939 Ann Arbor
Houston, Texas 77042
Tel: 713-780-1771
Telex: HAMAVLECB HOU 76-2589

SCHWEBER ELECTRONICS, INC.
14177 Proton Road
Dallas, Texas 75240
Tel: 214-661-5010 TWX: 910-860-5493

SCHWEBER ELECTRONICS, INC.
7420 Harwin Drive
Houston, Texas 77036
Tel: 713-784-3600 TWX: 910-881-1109

STERLING ELECTRONICS
4201 Southwest Freeway
Houston, Texas 77027
Tel: 713-627-9800 TWX: 901-881-5042
Telex: STELECO HOUA 77-5299

UTAH
CENTURY ELECTRONICS
2258 South 2700 West
Salt Lake City, Utah 84119
Tel: 801-487-8551 TWX: 910-925-5686

HAMILTON/AVNET ELECTRONICS
1585 West 2100 South
Salt Lake City, Utah 84119
Tel: 801-972-2800
TWX: None — use 910-379-6486
(Regional Hq. in Mt. View, Ca.)

WASHINGTON
HAMILTON/AVNET ELECTRONICS
13407 Northrup Way
Bellevue, Washington 98005
Tel: 206-746-8750 TWX: 910-443-2449

LIBERTY ELECTRONICS
1750 132nd Ave. N.E.
Bellevue, Washington 98005
Tel: 206-453-8300 TWX: 910-444-1379

RADAR ELECTRIC CO., INC.
168 Western Avenue West
Seattle, Washington 98119
Tel: 206-282-2511 TWX: 910-444-2052

WISCONSIN
HAMILTON/AVNET ELECTRONICS
2975 Moorland Road
New Berlin, Wisconsin 53151
Tel: 414-784-4510

MARSH ELECTRONICS, INC.
1563 South 100 Street
Milwaukee, Wisconsin 53214
Tel: 414-475-6000

SEMICONDUCTOR SPECIALISTS, INC.
10855 W. Potter Road
Wauwatosa, Wisconsin 53226
Tel: 414-257-1330 TWX: 910-262-3022

CANADA
CAM GARD SUPPLY LTD.
640 42nd Avenue S.E.
Calgary, Alberta, T2G 1Y6, Canada
Tel: 403-287-0520 Telex: 03-822811

CAM GARD SUPPLY LTD.
10505 111th Street
Edmonton, Alberta T5H 3E8, Canada
Tel: 403-426-1805 Telex: 03-72960

CAM GARD SUPPLY LTD.
4910 52nd Street
Red Deer, Alberta, T4N 2C8, Canada
Tel: 403-346-2088

CAM GARD SUPPLY LTD.
825 Notre Dame Drive
Kamloops, British Columbia, V2C 5N8, Canada
Tel: 604-372-3338

CAM GARD SUPPLY LTD.
1777 Ellice Avenue
Winnipeg, Manitoba, R3H 0W5, Canada
Tel: 204-786-8401 Telex: 07-57622

CAM GARD SUPPLY LTD.
Rookwood Avenue
Fredericton, New Brunswick, E3B 4Y9, Canada
Tel: 506-455-8891

CAM GARD SUPPLY LTD.
15 Mount Royal Blvd.
Moncton, New Brunswick, E1C 8N6, Canada
Tel: 506-855-2200

CAM GARD SUPPLY LTD.
Courtenay Center
Saint John, New Brunswick, E2L 2X6, Canada
Tel: 506-657-4666 Telex: 01-447489

CAM GARD SUPPLY LTD.
3065 Robie Street
Halifax, Nova Scotia, B3K 4P6, Canada
Tel: 902-454-8581 Telex: 01-921528

CAM GARD SUPPLY LTD.
1303 Scarth Street
Regina, Saskatchewan, S4R 2E7, Canada
Tel: 306-525-1317 Telex: 07-12667

CAM GARD SUPPLY LTD.
1501 Ontario Avenue
Saskatoon, Saskatchewan, S7K 1S7, Canada
Tel: 306-652-6424 Telex: 07-42825

ELECTRO SONIC INDUSTRIAL SALES (TORONTO) LTD.
1100 Gordon Baker Rd.
Willowdale, Ontario, M2H 3B3, Canada
Tel: 416-494-1666
Telex: ESSCO TOR 06-22030

FUTURE ELECTRONICS CORPORATION
130 Albert Street
Ottawa, Ontario, K1P 5G4, Canada
Tel: 613-232-7757

FUTURE ELECTRONICS CORPORATION
44 Fasket Drive, Unit 24
Rexdale, Ontario, M9W 1K5, Canada
Tel: 416-677-7820

FUTURE ELECTRONICS CORPORATION
5647 Ferrier Street
Montreal, Quebec, H4P 2K5, Canada
Tel: 514-735-5775

HAMILTON/AVNET INTERNATIONAL (CANADA) LTD.
6291 Dorman Rd., Unit 16
Mississauga, Ontario, L4V 1H2, Canada
Tel: 416-677-7432 TWX: 610-492-8867

HAMILTON/AVNET INTERNATIONAL (CANADA) LTD.
1735 Courtwood Crescent
Ottawa, Ontario, K1Z 5L9, Canada
Tel: 613-226-1700

HAMILTON/AVNET INTERNATIONAL (CANADA) LTD.
2670 Paulus Street
St. Laurent, Quebec, H4S 1G2, Canada
Tel: 514-331-6443 TWX: 610-421-3731

R.A.E. INDUSTRIAL ELECTRONICS, LTD.
1629 Main Street
Vancouver, British Columbia, V6A 2W5, Canada
Tel: 604-687-2621 TWX: 610-929-3065
Telex: RAE-VCR 04-54550

SEMAD ELECTRONICS LTD.
625 Marshall Ave., Suite 2
Dorval, Quebec, H9P 1E1, Canada
Tel: 514-636-4614 TWX: 610-422-3048

SEMAD ELECTRONICS LTD.
1111 Finch Avech Ave. W., Suite 102
Downsview, Ontario, M3J 2E5, Canada
Tel: 416-635-9880 TWX: 610-492-2510

SEMAD ELECTRONICS LTD.
1485 Laperriere Ave.
Ottawa, Ontario, K1Z 7S8, Canada
Tel: 613-722-6571 TWX: 610-562-8966

FAIRCHILD SALES OFFICES UNITED STATES AND CANADA

ALABAMA

Huntsville Office*
Executive Plaza
Suite 107
4717 University Drive, N.W.
Huntsville, Alabama 35805
Tel: 205-837-8960

ARIZONA

Phoenix Office
4414 N. 19th Avenue 85015
Suite G
Tel: 602-264-4948 TWX: 910-951-1544

CALIFORNIA

Los Angeles Office*
Crocker Bank Bldg.
15760 Ventura Blvd. Suite 1027
Encino 91438
Tel: 213-990-9800 TWX: 910-495-1776

Santa Ana Office*
2101 East Forth St. 92705
Bldg. B, Suite 185
Tel: 714-558-1881 TWX: 910-595-1109

Santa Clara Office*
3212-3214 Scott Blvd.
Santa Clara, 95050
Tel: 408-244-1400 TWX: 910-338-0241

FLORIDA

Ft. Lauderdale Office
Executive Plaza
Suite 300-B
1001 Northwest 62nd Street
Ft. Lauderdale, Florida 33309
Tel: 305-771-0320 TWX: 510-955-4098

Orlando Office*
Crane's Roost Office Park
303 Whooping Loop
Altamonte Springs 32701
Tel: 305-834-7000 TWX: 810-850-0152

GEORGIA

Atlanta Office*
1641 Wellshire Lane
Dunwoody, Ga. 30338
Tel: 404-394-5298

ILLINOIS

Chicago Office*
The Tower - Suite 610
Rolling Meadows 60008
Tel: 312-640-1000

INDIANA

Ft. Wayne Office
2118 Union Drive 46805
Suite 111
Tel: 219-483-6453 TWX: 810-332-1507

Indianapolis Office*
Room 205
7202 N. Shadeland 46250
Tel: 317-849-5412 TWX: 810-260-1793

KANSAS

Kansas City Office
Corporate Woods
10875 Grandview, Suite 2255
Overland Park 66210
Tel: 913-649-3974

MARYLAND

Bladensburg Office
5801 Annapolis Road 20710
Suite 500
Tel: 301-779-0954 TWX: 710-826-9654

MASSACHUSETTS

Boston Office*
888 Worcester Street
Wellesley Hills 02181
Tel: 617-237-3400 TWX: 710-348-0424

MICHIGAN

Detroit Office*
Johnston Building, Suite 24
20793 Farmington Road
Farmington Hills 48024
Tel: 313-478-7400 TWX: 810-242-2973

MINNESOTA

Minneapolis Office*
7600 Parklawn Avenue
Room 251
Edina 55435
Tel: 612-835-3322 TWX: 910-576-2944

NEW JERSEY

Wayne Office
580 Valley Road 07490
Suite 1
Tel: 201-696-7070

NEW MEXICO

Albuquerque Office
2403 San Mateo N.E. 87110
Plaza 13
Tel: 505-265-5601 TWX: 910-989-1186

NEW YORK

Melville Office*
275 Broadhollow Road 11746
Tel: 516-293-2900 TWX: 510-224-6480

Poughkeepsie Office
15 College View Ave. 12603
Tel: 914-452-4200 TWX: 510-248-0030

Rochester Office*
260 Perinton Hills Office Park
Fairport 14450
Tel: 716-223-7700

OHIO

Dayton Office
4812 Frederick Road 45414
Suite 105
Tel: 513-278-8278 TWX: 810-459-1803

PENNSYLVANIA

Philadelphia Office*
2500 Office Center
2500 Maryland Road
Willow Grove, Pa. 19090
Tel: 215-657-2711

TEXAS

Dallas Office*
13771 N. Central Expressway 75231
Suite 809
Tel: 214-234-3391 TWX: 910-867-4757

Houston Office*
6430 Hillcroft 77081
Suite 102
Tel: 713-771-3547 TWX: 910-881-6278

CANADA

Toronto Regional Office
Fairchild Semiconductor
1590 Matheson Blvd, Unit 26
Mississauga, Ontario L4W 1J1, Canada
Tel: 416-625-7070 TWX: 610-492-4311

FAIRCHILD