

# **FCN-794P/795P\*\*\*-L/0,-797B\*\*\*-L/B**

## **FCN-790 Series Board Plug to IDC Socket Connectors**

### **ULTRA LOW-PROFILE RIBBON CONTACT BOARD PLUG AND IDC SOCKET**

#### **FEATURES**


- Low-profile two-piece connector: straight type height 8.6 mm (0.336 in.), right-angle type height 4.6 mm (0.181 in.)
- Reliable ribbon contact.
- Unique simple lock prevents connectors being loosened by vibration
- 2.54-mm (0.100 in.) grid. through-holes can be used.

#### **SPECIFICATIONS**

|                       |  |
|-----------------------|--|
| Operating Temperature | -55 to +105°C  |
| Rated Current         | 1 A DC   |
| Contact Resistance    | 20 mΩ max.   |
| Insulation Resistance | 1,000 MΩ min.  |
| Dielectric Strength   | 500 VAC, 1 minute  |
| Applicable Wire       | 1.27-mm (0.050 in.) pitch flat cable<br>AWG#28 (Stranded), #30 (Solid) |

#### **MATERIALS**


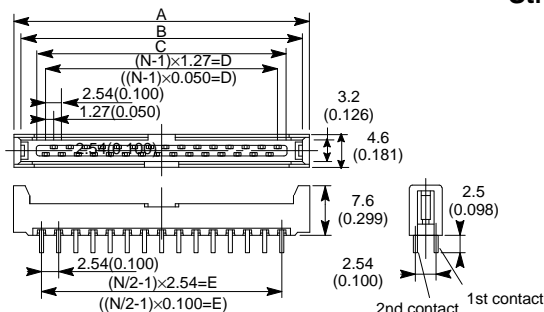
|                  |                                    |
|------------------|------------------------------------|
| Insulator        | Polyester (UL94~0)                 |
| Conductor        | Copper Alloy                       |
| Contact Plating  | Gold palladium over nickel (PAGOS) |
| Terminal Plating | Palladium                          |



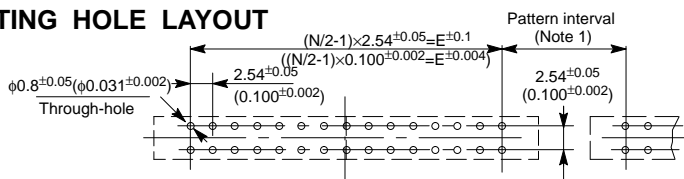
**FCN-794P/795P\*\*\*-L/0**  
**FCN-797B\*\*\*-L/B**

**FCN-794P\*\*\*-L/0**

**Straight Plug**

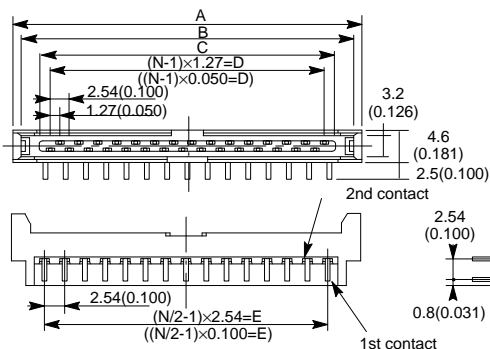


**MOUNTING HOLE LAYOUT**

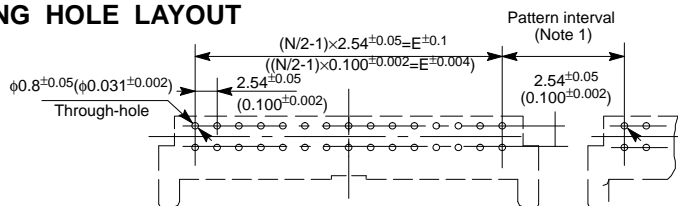


Note 1: The PC board pattern interval must be 5 grid (2.54 (0.100)/grid) minimum.

**Right Angle Plug**



**MOUNTING HOLE LAYOUT**

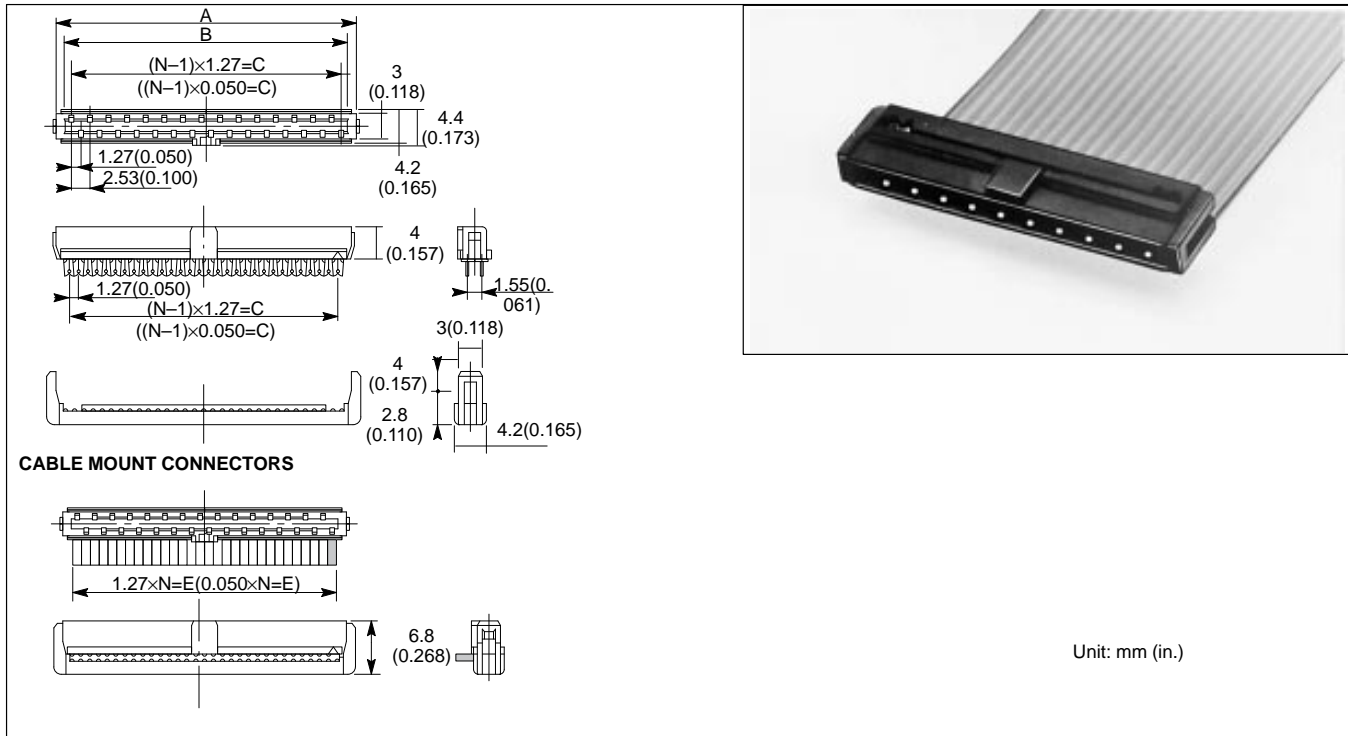


Note 1: The PC board pattern interval must be 5 grid (2.54 (0.050)/grid) minimum.

Unit: mm (in.)

| Number of Contacts | Part Number Vertical Mount | Part Number Right Angle | A           | B            | C            | D            | E            |
|--------------------|----------------------------|-------------------------|-------------|--------------|--------------|--------------|--------------|
| 10                 | FCN-794P010-L/0            | FCN-795P010-L/0         | 20.1(0.791) | 17.72(0.698) | 13.07(0.515) | 11.43(0.450) | 10.16(0.400) |
| 14                 | FCN-794P014-L/0            | FCN-795P014-L/0         | 25.2(0.992) | 22.80(0.898) | 18.15(0.751) | 16.51(0.650) | 15.24(0.600) |
| 16                 | FCN-794P016-L/0            | FCN-795P016-L/0         | 27.7(1.091) | 25.32(0.998) | 20.69(0.815) | 19.05(0.750) | 17.78(0.700) |
| 20                 | FCN-794P020-L/0            | FCN-795P020-L/0         | 32.8(1.291) | 30.42(1.198) | 25.77(1.015) | 24.13(0.950) | 22.89(0.900) |
| 24                 | FCN-794P024-L/0            | FCN-795P024-L/0         | 37.9(1.492) | 35.50(1.398) | 30.85(1.215) | 29.21(1.150) | 27.94(1.100) |
| 26                 | FCN-794P026-L/0            | FCN-795P026-L/0         | 40.4(1.591) | 38.04(1.498) | 33.39(1.315) | 31.75(1.250) | 30.48(1.200) |
| 30                 | FCN-794P030-L/0            | FCN-795P030-L/0         | 45.5(1.791) | 43.12(1.698) | 38.47(1.515) | 36.83(1.450) | 35.56(1.400) |
| 34                 | FCN-794P034-L/0            | FCN-795P034-L/0         | 50.6(1.992) | 48.20(1.898) | 43.55(1.715) | 41.91(1.650) | 40.64(1.600) |
| 40                 | FCN-794P040-L/0            | FCN-795P040-L/0         | 58.2(2.291) | 55.82(2.198) | 51.17(2.015) | 49.53(1.950) | 48.26(1.900) |

## FCN-797B\*\*\*-L/B IDC SOCKET



| Number of Contacts | Part Number     | A            | B            | C            | D           | E            |
|--------------------|-----------------|--------------|--------------|--------------|-------------|--------------|
| 10                 | FCN-797B010-L/B | 15.27(0.601) | 13.17(0.519) | 11.43(0.450) | 17.3(0.680) | 12.70(0.500) |
| 14                 | FCN-797B014-L/B | 20.35(0.801) | 18.25(0.719) | 16.51(0.650) | 22.4(0.882) | 17.78(0.700) |
| 16                 | FCN-797B016-L/B | 22.89(0.901) | 20.79(0.819) | 19.05(0.750) | 24.9(0.980) | 20.32(0.800) |
| 20                 | FCN-797B020-L/B | 27.97(1.101) | 25.87(1.019) | 24.13(0.950) | 30.0(1.181) | 25.40(1.000) |
| 24                 | FCN-797B024-L/B | 33.05(1.301) | 30.95(1.219) | 29.21(1.150) | 35.1(1.382) | 30.48(1.200) |
| 26                 | FCN-797B026-L/B | 35.59(1.401) | 33.49(1.319) | 31.75(1.250) | 37.6(1.480) | 33.02(1.300) |
| 30                 | FCN-797B030-L/B | 40.67(1.601) | 38.57(1.519) | 36.83(1.450) | 42.7(1.681) | 38.10(1.500) |
| 34                 | FCN-797B034-L/B | 45.75(1.801) | 43.65(1.719) | 41.91(1.650) | 47.8(1.882) | 43.18(1.700) |
| 40                 | FCN-797B040-L/B | 53.37(2.101) | 51.27(2.019) | 49.53(1.950) | 55.4(2.181) | 50.80(2.000) |

## IDC TOOLS

Special tools are needed for FCN-790 series connectors: a cable cutter, a locator plate for positioning connectors and cables, and a hand press to apply pressure.

## FEATURES

- All tools are easy to use, so even a beginner can install Fujitsu connectors.
- The number of pins can be changed easily by only setting the connector guide to aspecified pin hole.
- The cable cutter remains sharp, providing fast, easy cuts for a long time.

**Note:** An instruction manual is provided with each tool.

| Tool Name     | Part Number     |
|---------------|-----------------|
| Cable Cutter  | FCN-707T-T001/H |
| Hand Press    | FCN-707T-T101/H |
| Locator Plate | FCN-797T-T055/H |

