

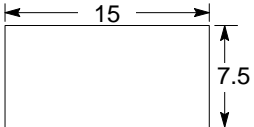
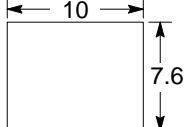


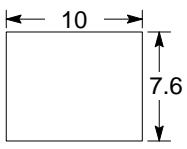
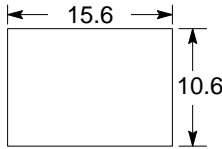


**Microrelays (for signal switching) – Contact Current Rating: 0 to 2 AMPS**



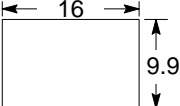
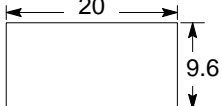
Series	FBR10	FBR20
Figure		
Foot print (L x W) mm		
Contact arrangement	2 form C	1 form C
Contact rating	30 VDC – 2A	24 VDC – 1 A
	120 VAC – 0.5 A	120 VAC – 0.5 A
Mechanical service life	1 x 10 <sup>8</sup> ops. or more	5 x 10 <sup>6</sup> ops. or more
Electrical service life	1 x 10 <sup>5</sup> ops. or more	2 x 10 <sup>5</sup> ops. or more
Rated coil voltage	3.0 to 24 VDC	1.5 to 24 VDC
Coil power consumption	About 140 mW	About 300 mW
Dimensions (width x length x height) mm	7.5 x 15.0 x 10.0	7.6 x 10 x 10

**Microrelays (for signal switching)**

Series	FBR20H	FBR210
Figure		
Foot print (L x W) mm		
Contact arrangement	1 form C	1 form C
Contact rating	24 VDC – 1 A	28 VDC – 1 A
	120 VAC – 0.5 A	120 VAC – 0.5 A
Mechanical service life	5 x 10 <sup>6</sup> ops. or more	5 x 10 <sup>6</sup> ops. or more
Electrical service life	2 x 10 <sup>5</sup> ops. or more	3 x 10 <sup>5</sup> ops. or more
Rated coil voltage	1.5 to 24 VDC	1.5 to 24 VDC
Coil power consumption	About 200 mW	About 200, 450 mW
Dimensions (width x length x height) mm	7.6 x 10 x 10	10.6 x 15.6 x 10.8

## RELAYS

**Miniature Relays (signal and small load control) – Contact Current Rating: 0 to 2 AMPS**

Series	FBR46	FBR240
Figure		
Foot print (L x W) mm		
Contact arrangement	2 form C	2 form C
Contact rating	30 VDC – 1 A	30 VDC – 1 A
	120 VAC – 0.5 A	120 VAC – 0.5 A
Mechanical service life	1 x 10 <sup>7</sup> ops. or more	2 x 10 <sup>7</sup> ops. or more
Electrical service life	2 x 10 <sup>5</sup> ops. or more	5 x 10 <sup>5</sup> ops. or more
Rated coil voltage	3 to 24 VDC	3 to 48 VDC
Coil power consumption	About 150 mW	About 500 mW
Dimensions (width x length x height) mm	9.9 x 16 x 8	9.6 x 20 x 10