




TYPES TI 110 THROUGH 114
BULLETIN NO. DL-S 1213, JANUARY 1960

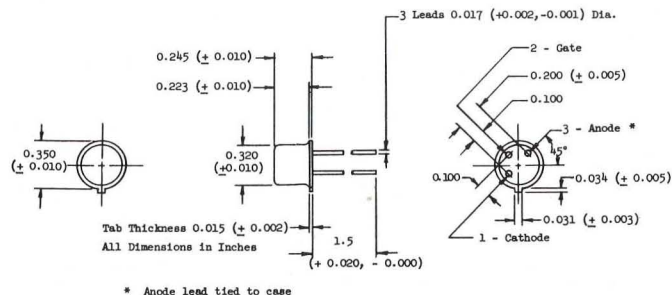
1 AMPERE • 50 to 400 VOLTS

All welded construction
Ruggedized to meet military requirements
Highly sensitive operation



mechanical data

Welded case with glass-to-metal seal between case and leads. Approximate weight is one gram.



maximum ratings

	TI 110	TI 111	TI 112	TI 113	TI 114	unit
Peak Inverse Voltage (PIV)	50	100	200	300	400	volts
Breakover Voltage (V_b)	50	100	200	300	400	volts

Average Rectified Forward Current at 65° C* 1 amp
 Average Rectified Forward Current at 125° C* 300 ma
 Maximum Case Temperature + 150° C
 Maximum Storage Temperature + 150° C
 Maximum Gate Current 100 ma

* Case temperature

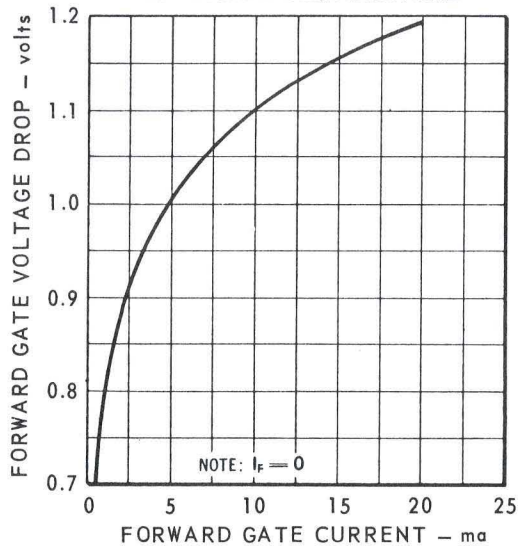
specifications at 25° ambient temperature

	TI 110	TI 111	TI 112	TI 113	TI 114	unit
Peak Inverse Voltage	50	100	200	300	400	volts
Maximum Reverse Current at PIV	1.0	1.0	1.0	1.0	1.0	ma
Minimum Breakover Voltage (V_{bo})	50	100	200	300	400	volts
Maximum Forward Current at Minimum Breakover Voltage	1.0	1.0	1.0	1.0	1.0	ma

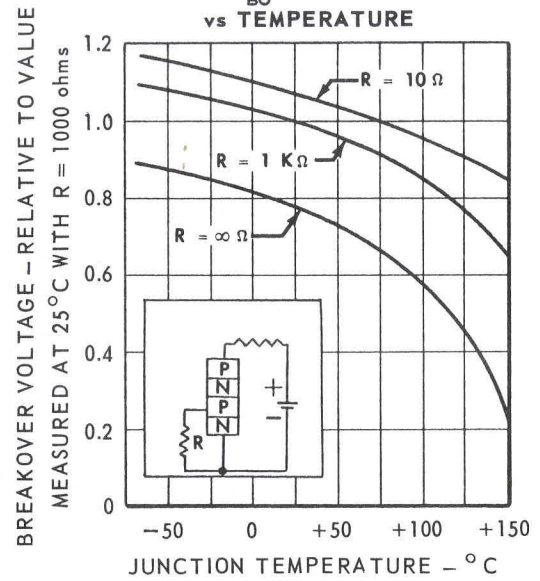
Maximum Forward Voltage Drop (V_f) at 300 ma 1.5 volts
 Maximum Gate Current Required to Saturate (I_{gs}) 20.0 ma
 Maximum Holding Current 25.0 ma
 Gate Breakdown Voltage (V_{gro}) (Measured at 10.0 ma) 5.0 volts
 Forward Gate Voltage Drop (V_{gf}) at 25 ma 3.0 volts

TYPES TI 110 THROUGH 114
TYPICAL CHARACTERISTICS

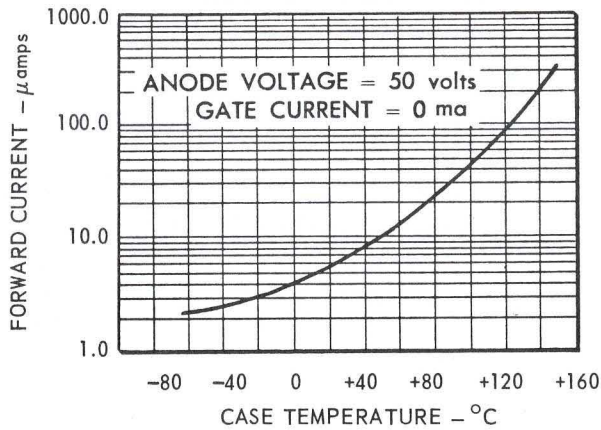
TYPICAL DC GATE CHARACTERISTICS
25°C CASE TEMPERATURE



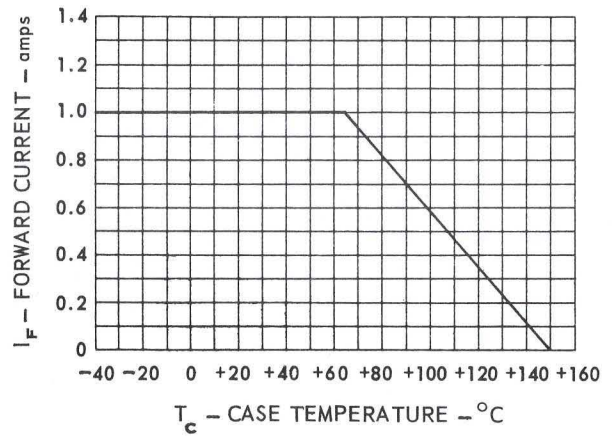
TYPICAL V_{BO} CHARACTERISTICS
vs TEMPERATURE



TYPICAL FORWARD CURRENT
"OFF" CHARACTERISTICS



CURRENT RATING CURVE



TYPICAL FORWARD CONDUCTION CHARACTERISTICS

