

▲ UNSHIELDED TWISTED-PAIR AHEAD
IN NETWORK RACE PAGE 20

PRICE
WATERHOUSE'S
ALEN DARR
ANALYZES
THE LAN
PAGE 55



HARDcopy®

YOUR SYSTEMS SOLUTIONS PARTNER

JUNE 15, 1988, VOL.8, NO.6 \$3.00

REPORT 6

STORAGE SUBSYSTEMS PAGE 32

TEARING INTO PERFORMANCE HORIZONS



3. Simultaneous 132/80-column display makes text/spreadsheet connections a snap.


4. Falco Business Graphics™ makes real-time graphics/text connections.

2.

More concurrent connections! 6 tasks or 6 hosts through Falco's powerful Virtual Terminal Windows.™

1.

What connections! You get ASCII, ANSI, PC-AT in any combination.



5.

Productivity connections: Pop-up clock, calendar, programmable alarm, notepad and calculator with cut-and-paste.

6.

More places to connect to! Four ports for printers, scanners, mouse—even 4 different hosts.

ACTUAL UNRETOUCHED PHOTO OF VIRTUAL TERMINAL SESSION

It pays to have the right connections. Each of our 5 Falco high-value terminals proves it. Our connections make every dollar go further.

How much further? One Falco terminal can replace up to four dedicated terminals because our 6 Virtual Terminal Windows™ virtually redefine connectivity. And do it all with real, quantifiable efficiency. Because at up to 38.4 kilobaud, our terminals keep pace with any host. And with up to 15 pages of memory, they don't need to rely on their host connections too often.

That's why we call our Falco 5500e, 5600, 5220e, 500e and 5000 "high value" terminals. There's another reason. The good looks it takes to carry off a good line. Sleek styling with 14", flat, non-glare, high-resolution screens. Amber, white or green monochrome at no extra charge. And ASCII, ANSI, or PC-AT keyboards, all with 4K programmable soft key memory.

"I've got all the right connections."

But here's something even more beautiful: the Falco line doesn't break down. And that's not just a line. Our consistent, high-volume production and an ASIC reduced parts count ensures it.

A one year warranty guarantees it.

And our customers vouch for it.

Ask them. Or better yet, see for yourself. Falco Data Products, 1294 Hammerwood Avenue, Sunnyvale, CA

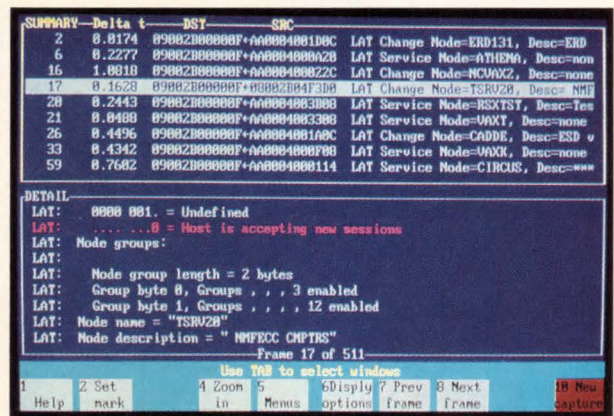
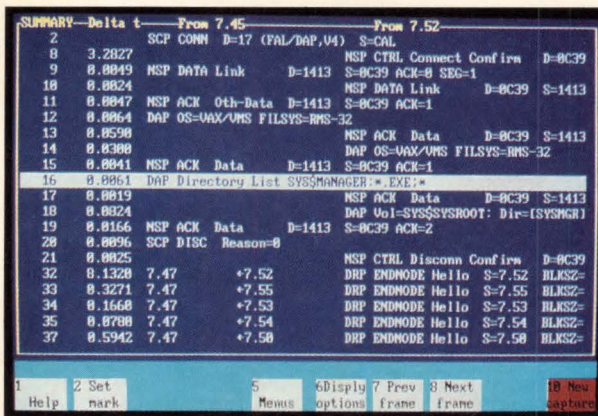
94089, (408) 745-7123, Telex 4973271, FAX 408-745-7860.

Call today for your free Falco Terminal Buyer's Survival Kit. Toll free: (800) 835-8765. In CA only (800) 538-5383.

**FALCO TERMINALS.
ONE OF THE
BEST LINES IN
THE BUSINESS.**



Your network's darkest secrets exposed.



Unveil what protocols hide!

The Sniffer's DECnet protocol interpreter handles key protocols, including SCP, NSP, and DRP, as shown in this SUMMARY analysis of Ethernet frames. You can CAPTURE information based on lower level protocol content, node addresses, pattern matching, and/or frame error conditions, then instantly DISPLAY information in the format you prefer for analysis and understanding.

Yes, your DECnet™ has secrets. Secrets like excessive retransmissions, or unexplained timeouts. And you're paying for them. With lower network performance, high network maintenance costs, inefficient network planning and expansion, or even network downtime.

to home in on areas you want to analyze closely.

And in moments, you'll see your LAN's protocol and traffic information laid out in the display format you choose for analysis and action.

The Sniffer takes you inside the critical networking protocols.

All the key DECnet protocols: LAT, MOP, DRP, SCP, NSP, DAP, and NICE. And there are software modules for TCP/IP, Sun protocols (including NFS), ISO/MS-Net, XNS/MS-Net, and Novell NetWare® with more on the way.

Do you have multiple LANs? The Sniffer can have multiple personalities. So you don't need to buy a different system for each LAN.

What made The Sniffer the industry leader in only 2 years?

Network complexity. The bigger the network, the greater the consequences of network secrets.

Peer into network activity at will!

Go below the SUMMARY view to see the DETAIL behind all network packets. The Sniffer sheds light where darkness reigned. Even LAT is fully decoded. Now you can tune and adjust your network configuration to meet your requirements. Get the most out of your network investment by seeing what's actually happening... before you invest more in your network.

The Sniffer's protocol capabilities, intuitive menu, display/reporting features, and multiple LAN personalities are unmatched by any other network instrument.

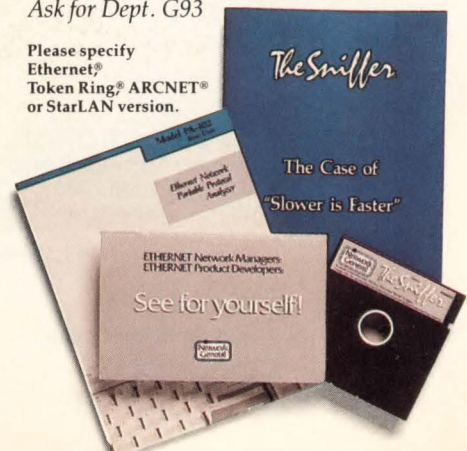
That's why our customer list includes virtually every significant network vendor. Including Digital.

Get this free information:

Includes a hands-on demo disk that runs on your PC- or AT-compatible, simulating the instrument. Plus literature, and a DECnet case history.

Toll-free 1-800-952-6300.
Ask for Dept. G93
In California, 1-800-423-4440.
Ask for Dept. G93

Please specify Ethernet® Token Ring® ARCNET® or StarLAN version.




The Sniffer:
A complete system for network analysis that delivers big benefits: Better LAN performance, maintenance, and planning. Payback is often a matter of weeks.

Enter The Sniffer. Exit network secrets.

Attach the Sniffer™ to your LAN, and turn it on. You'll feel at home with the Sniffer's intuitive menu structure after just a few minutes.

Capture all the information on the network.

Or, using the menus, select various triggering and filtering combinations,



1945A Charleston Road
Mountain View, California 94043

© Copyright 1988 Network General Corporation
Trademarks: The Sniffer: Network General Corporation.
DECnet: Digital Equipment Corporation. Registered
Trademarks: ARCNET: Datapoint Corporation. Ethernet:
Xerox Corporation. Netware: Novell, Inc.

Project Costing

Time & Billing

VAX Software

The Electronic Timesheet

is a **VAX-based software solution** to the process of filling in timesheets and producing related reports: •project costing •labor •expense •client billing and other project management reports.

Lab Tested By:



digital review

Reprints Available

Evaluate ET

on your VAX

An evaluation kit including the Electronic Timesheet Software, Users Manual, and a video cassette containing an on-line demonstration is available for \$95.00

for more information...

fbn Management Science Corp.
871 Bathurst Street, Suite 3000
Toronto, Ontario, Canada, M5R 3G2

(416)534-6878

CIRCLE 401 ON READER CARD

FROM THE BLUE LINE

At a recent HC/WG Labs technical development session, Richard Steincross, our Senior Respondent—Hardware, voiced his opinion on the matter of nonstandard standards. In a uncharacteristic fit of vexation, Richard was more than upset at the lack of consistency in the matter of implementation of standards.

Richard's target for his technical diatribe was the Small Computer Systems Interface (SCSI)—and interconnect schemes in general—he still has bad dreams over getting RS-232C serial printers to work.

Although SCSI is an international standard that defines a specific 8-bit bidirectional peripheral interface, how it's implemented seems to be an exercise in Chinese menu making. Makers of things SCSI (or should we say scuzzy) tend to use the chip sets from either Emulex or NCR, thus proclaiming instant hardware compatibility. Where they differ is how the protocol firmware is meshed into the final design. You do see advertisements claiming conformance to the standard and the Common-Command Set (CCS) subset of the very rich command protocol defined by the SCSI standard.

The problem is you can implement CCS in many ways and make the calls nonstandard in how they react; marketing people call this the competitive edge. The Approved Standards Committee X3T9.2 responsible for the standard did make provisions for vendor-unique codes and functions—a demand forced on them by the member companies.

Of course if vendor unique is allowed, vendor unique it is; thus giving rise to Richard's concern. You see, not all SCSI is indeed SCSI—or compatible SCSI. A host adapter that may work with a Brand A disk drive most likely won't work with Brand Z or a so-called SCSI-compatible scanner. We know because we are in the process of testing various devices at HC/WG Labs.

Now an interesting situation occurred with SCSI. Apple Computer, formally the paragon of Yuppie know-it-all-ness, decided to add a SCSI port to the Macintosh Plus. Good idea, only the first attempt wasn't close to SCSI and the Top-Sider-shod developers even redefined the connector, a real no-no to SCSI mavens. Consequently, users who thought they could attach any old SCSI device to the system found it wouldn't work without lots of work, violating the whole purpose of SCSI. Of course this was just another example of how a standard could be violated.

Faith and begorra! In rethinking its product plans, Apple rethought its thoughts on SCSI, at the same time tossing away Top Siders in favor of Hush Puppies, along with its arrogant ways. And, you guessed it, Apple did indeed make SCSI, SCSI. In fact, Apple may be one of the few systems companies that can indeed claim total compliance to the SCSI standard. If you have a SCSI Winchester disk drive, plug it in and it will work. The same goes for scanners, and although we haven't tested it, Talaris' laser printers that have SCSI ports will probably work.

Even though denizens of DEC-dom don't wear Top Siders, or have alligators on their shirts, it seems a certain air of arrogance befits them when eschewing standards. DEC doesn't violate standards, it just ignores them. Case in point: The company behind the big gray boxes recently introduced a write-once optical subsystem called the RV20. Heady stuff for those of you who dream of zillions of gigabytes at your fingertips. But did the mighty colossus choose SCSI as the system interconnect bus—nah, too easy. Did it choose the Intelligent Peripheral Interface (IPI) standard designed specifically for large systems? Nah, it doesn't fit the company's image. Rather, true to DEC-i-ness, the company chose the Intelligent Systems Interface (ISI) pioneered by Control Data Corp. and ignored by the industry as a whole. To CDC's defense, ISI did foster IPI. What DEC found compelling about ISI, insiders tell us, is that no one else uses it and the expense factor in creating an ISI-compatible controller, which will most likely be too great.

DEC may really have something here. By using proprietary or technically sticky interfaces and controllers, there is no standard conformance problem. That should really make you happy, Richard.

Editor In Chief

NOW INCLUDES
• Screen Painter • RMS Journaling
• Enhanced Rdb/VMS support



THE RELATIONAL PROBLEM JUST GOT SOLVED

PowerHouse® brings solutions
to typical relational
DBMS problems

Integrate new applications with existing data

New applications built in a third party relational DBMS won't necessarily integrate with your existing data. Because the PowerHouse development language supports both Digital's relational database and dominant file system, you're free to build new applications using Rdb/VMS® and integrate them with existing ones built on VAX RMS®. That means you're not locked-in to a proprietary relational DBMS and locked-out of your existing data.

PowerHouse provides compatibility and performance

Implementing relational technology can present compatibility and performance problems. Not with PowerHouse — it's tightly integrated with Digital's databases and operating system to guarantee you exceptional 4GL/DBMS performance. You can enjoy the combination of a fast-execution language and Digital-optimized databases, now and in the future. Your applications are completely compatible with all standard Digital software. And wherever Digital takes its hardware and software — your applications and data will go too.

Development power for 'production' applications

PowerHouse gives you total development capability in one language, not a collection of weak DBMS utilities and interfaces. Regardless of which Digital database you're using, PowerHouse gives you advanced, dictionary-driven development power. The power you need to prototype and build 'production' commercial applications, such as order entry, inventory tracking, and manufacturing — the backbone of your company.

Cognos has a full-service organization to back you up. Call any of our 38 offices around the world and find out why over 9,000 customer sites use PowerHouse.

1-800-4-COGNOS (U.S.)
1-800-267-2777 (Canada)
+44 344 486668 (Europe)

digital™ Cooperative
Marketing
Program

COGNOS

Cognos Corporation, 2 Corporate Place, 1-95, Peabody, Massachusetts 01960.
Cognos and PowerHouse are registered trademarks of Cognos Incorporated.
VAX and Rdb/VMS are registered trademarks of Digital Equipment Corporation.

Introducing PVCS for VAX/VMS

The Leading Configuration Management System.



Unmatched Flexibility and Price/Performance Now Available for VAX Software Projects

The POLYTRON Version Control System (PVCS) simplifies and automates Configuration Management so programmers and managers can effectively control the revisions and versions of source code. Compare PVCS to DEC's CMS and Softool's CCC. You will see why PVCS is the most widely used change control product and is used by the leading software, aerospace, manufacturing and service companies.

Project Control

PVCS provides functions in five key areas: Management Control, Security and Access Control, Version Control, Project Reporting and Ingegration with PolyMake, the leading Make utility from POLYTRON. PVCS maintains a history of revisions to a source document and allows prior versions to be recreated very quickly at any time. The "source document" can be any file, which means program source code, object code, libraries and project documentation can each be stored and maintained in an individual PVCS "archive." These "source documents" can be written in any language or multiple languages.

Unmatched Flexibility

- Storage & Retrieval of Multiple Revisions of Source Code
- Maintenance of a Complete History of Changes
- Control of Separate Lines of Development (Branching)
- Resolution of Access Conflicts
- Optional Merging of Simultaneous Changes
- Release and Configuration Control
- Project Activity Reports
- Management Reports

"In terms of features, PVCS provides everything necessary to a large multiprogrammer project — more than any other package reviewed. No restrictions are placed in the development environment and all aspects of operation can be customized for specific project needs."

PC Tech Journal
September 1987

Fast Retrieval of Revisions

PVCS uses "reverse delta storage" which saves disk space and speeds retrieval of versions of any file in the project database. A delta is the set of differences between any revision and the previous revision. PVCS can rapidly recreate complete versions of any file whether it is the most recent revision of a module or the original version of the entire project. Differences are automatically detected and stored.

A Practical Necessity for Workgroups

While important for single-programmer projects, PVCS is absolutely essential for multiple-programmer projects where files are simply too easy to change. Because any change to any file can have major ramifications, coordinating and keeping a record of changes is critical. Project leaders can determine, on a module-by-module basis, which programmers can access or modify source files, libraries, object code and other files. The levels of security can be tailored to meet the needs of nearly every project.

Adopt PVCS on Your Existing Projects

You can obtain the benefits for your current project without disrupting development, regardless of how long your project has been underway. You can build PVCS archives from revisions stored in your present files or simply adopt PVCS from the current date.

Personal PVCS (MS-DOS) — Offers most of the power of Corporate PVCS, but excludes features necessary for multiple-programmer projects. \$149

Corporate PVCS (MS-DOS) — For managing large, multiple-programmer projects. \$395

Network PVCS (MS-DOS) File locking and security levels can be tailored for each project. \$995 for a 5 station LAN

PVCS for VAX/VMS — Uses same archive format and interface as MS-DOS versions and manages large, multiple-programmer projects. MicroVAX \$4,950, VAX 7XX \$9,500, VAX 8xxx \$10,500 +

TO ORDER:

1-800-547-4000

Dept. HCY

Oregon & Outside USA

Call (503) 645-1150

Send Checks, P.O.s to:

POLYTRON Corporation

1700 NW 167th Place

Beaverton, OR 97006

HARDcopy

NEED TO KNOW™ SOLUTIONS FOR DEC COMPUTING

PUBLISHER George R. Seldin
ASSOCIATE PUBLISHER Susan R. Francis

EDITOR IN CHIEF Carl Warren
MANAGING EDITOR Catherine Semar
NORTHERN CALIFORNIA EDITOR Jim Miles, 309 Cedar St., Ste. 37, Santa Cruz, CA 95060, 408-423-1906
EAST COAST EDITOR Lynn Haber, 6 Faneuil Hall Marketplace, Boston, MA 02109, 617-723-2477
SENIOR COPY EDITOR Bonnie Brisson
ASSISTANT COPY EDITOR Sean Smithson
ASSOCIATE EDITOR Kimberly Schulze
EDITORIAL ASSISTANT Cindy Grant-Thurman
SENIOR STAFF CONSULTANT Robert Peterson
SENIOR EDITOR Edith Myers
CONTRIBUTING AUTHOR David Spencer
COLUMNISTS Milton Campbell, Steve Davis, Robert Gezelter, Mark Hartman, Matthew Owen, Edward R. Teja
TECHNOLOGY EDITORS
COMMUNICATIONS EDITOR Robert Pap
INTERFACE/CONTROLLER AND STANDARDS EDITORS I. Dal Allan, Kenneth J. Hallam
MAGNETIC STORAGE EDITOR Tom Gardner
OPTICAL STORAGE EDITOR George Langworthy
STORAGE MARKET EDITOR Phil Devin

HC/WG LABS PERSONNEL

SENIOR SCIENTIST AND LAB MANAGER Steve Bostwick
SENIOR RESPONDENT—HARDWARE Richard Steincross
SENIOR RESPONDENT—SOFTWARE Chris Serrano
RESPONDENTS Alen Darr, Mark Duvall, John Schimpf, Moses Sun

EXECUTIVE DESIGN DIRECTOR Roger L. Morrison
PRODUCTION DIRECTOR Dave Dalmas
ASSOCIATE ART DIRECTOR Marianne Weldon

NATIONAL SALES MANAGER Cal James Franklin, 1061 S Melrose Ave., Ste. D, Placentia, CA 92670-7180, 714-632-6924

CIRCULATION DIRECTOR Dianne Hoff
MARKETING MANAGER Renee P. Brown

ADMINISTRATIVE SERVICES Wendy R. May
ADMINISTRATIVE SECRETARY Andrea Bolander
ACCOUNTING MANAGER Otto Ingram, Jr.

POSTMASTER: Send address changes WITHIN USA to: Hardcopy magazine, P.O. Box 759, Brea, CA 92621-0759. Send changes of address OUTSIDE USA to: Hardcopy, Seldin Publishing Inc., c/o PDS, European Circulation Center, Radlett Rd., Colney St., St. Albans Herts, AL2 2EG, England. Hardcopy magazine ISSN 0279-8123 is published monthly by Seldin Publishing Inc., 1061 S. Melrose Ave., Ste. D, Placentia, CA 92670-7180. Subscriptions are complimentary to qualified sites in the U.S., Canada, and Mexico; foreign air mail \$100. All orders must be prepaid. Hardcopy magazine is an independent journal, not affiliated in any way with Digital Equipment Corp. Hardcopy® is a registered trademark of Seldin Publishing Inc. StorAGE®, SoftCopy®, and SoftCopy® are trademarks of Seldin Publishing Inc. Adobe® and PostScript® are trademarks of Adobe Systems Inc. DEC is a registered trademark of Digital Equipment Corp. The term "UNIX" is the trademark of AT&T. Entire contents © 1988 Seldin Publishing Inc. All rights reserved; material in this publication may not be reproduced in any form without permission. Second-class postage paid at Placentia, CA 92670 and additional mailing offices.

dba DIGITAL DEALERS ASSOCIATION

BPA

POLYTRON

High Quality Software Since 1982

CIRCLE 450 ON READER CARD



Two jams Welch Foods will never get into – Payroll and Human Resource Management

The people at Welch Foods know that home-grown payroll and human resource management systems are not the answer. There are just so many administrative and legislative updates, that reprogramming becomes a real problem. That's one of the reasons why Welch Foods has chosen the Cyborg Payroll and Human Resource Management Systems. We offer enough flexibility to react to most any user-situation without program changes. And, we offer you total support.

The Cyborg Support Team helps you out of maintenance jams by supplying you with all government-dictated changes. We also give you convenient methods for implementing your own payroll/personnel updates, including a vehicle for mass changes. Plus, help is always just a phone call away.

There's always a support-specialist available to help you through a difficult problem or to just answer a question on simple procedures. We're here to help you 24 hours a day. Which just goes to show that Cyborg Support knows almost as much about jams as Welch Foods.

Call today for information on Cyborg's Payroll and Human Resource Management software. Our software runs on all leading mainframe and mini computers.

The Solution Series™
SOFTWARE BY CYBORG

From what they say, you'd think that all terminal manufacturers are industry leaders. And that their terminals provide unmatched performance, emulation, reliability, value, and just about anything else you could want. We say all that too, about GraphOn. And about our terminals. So we're not surprised that the other guys say it. They're not about to say that their terminals are almost as good as ours. But the fact is that people *are buying* terminals that are almost as good as ours. We know you want the best DEC and Tek emulations you can get—along with all the other features of a top terminal. So we're happy to send you specifications and other information about GraphOn monochrome and color terminals, but... It's one thing to read about all the features and benefits of a terminal. It's another thing to actually experience them. Face it. There's really only one way to judge a terminal. And that's to see it at work on your own applications, in your own environment. Phone us today for your special hands-on demonstration. 1-800-GRAPHON.



GraphOn




Face it.
There's really only one way
to judge a terminal.

GraphOn is a Trademark of GraphOn Corporation. DEC is a trademark of Digital Equipment Corporation. Tek is a trademark of Tektronix, Inc. © 1988 GraphOn Corporation. All rights reserved. 1-800-GRAPHON. 1-800-474-7426. 1-800-474-7426. 1-800-474-7426.

TECH FOCUS


- 16 Industry Consensus Puts Unshielded Twisted-Pair Ahead in Network Race** Surpassing both standard (RG-8) and thin-wire (RG-58) cabling schemes, telephone twisted-pair wire may soon prove to be the pervasive network connection
by Brad Harrison
- 20 Film Recorders Add Professional, Low-Cost Graphics to Your Business Presentations**
by Lynn Haber
- 24 Competitive Pressure and Decentralization Broaden CIM Horizons**/*by Edith Myers*



Storage subsystems—moving down the line—page 32

FEATURES

- 32 Report 6: Fast, Smart Storage Subsystems Move Down the Wire** Incorporating fast Winchester disk drives, write-once optical, and a baker's list of magnetic tape, disk, and other technologies, storage subsystems are looking more like standalone computers that are attached via networks to multiple hosts/*by the HC/WG Laboratory Staff*
- 44 Report 4: Micro-to-VAX Operating Systems, Part III RT-11, RSTS, and RSX: Putting the PDP-11 Through Its Paces** Although often overshadowed by the VAX, the venerable PDP-11 remains a major workhorse computer. The HC/WG Lab staff explores which PDP-11 operating systems offer speed, which offer multiuser operation, and how to tell the difference/*by the HC/WG Laboratory Staff*
- 92 Hardcopy Puts IBM's SAA in Perspective** In our April issue, Communications Editor Robert Pap introduced IBM's Systems Application Architecture, which is purported to be the answer to intra- and inter-systems and applications communications; but is it? We asked our most senior DEC expert, Robert Gezelter, to give us his analysis and compare SAA with the DEC approach/*by Robert Gezelter*



Film recorders jazz up your business presentations—page 20

CONTENTS CONTINUED ON PAGE 10

CONNECTION DIRECTIONS

55 Network Diagnostics Using Excelan's LANalyzer A convenient package of both diagnostic hardware and diagnostic software enables network managers to troubleshoot all levels of network operations/by *Alan Darr*


HOW REVIEW

94 HC/WG Labs Reviews Imagen's PC Publisher Kit: A Powerful Upgrade for Your Laser Printer/by the *HC/WG Laboratory Staff*

PRODUCT FOCUS


99 Perceptics' NuVision Imaging Workstation So you want a graphics workstation, too?!

100 Virtual Microsystems' The V-Server Have your VAX and PCs, too!



Telephone twisted-pair wire—the pervasive network connection—page 16

So you want a graphics workstation, too?—page 99



14 George Langworthy's Insights to Optical Storage Technology, products, and the vast gulf between

15 I. Dal Allan and Ken Hallam's I/O Update An eye on optical standards

COLUMNS

The Mass. Report29
 Graphics Notes by *Edward Teja*31
 PDP Perspective . . . *RSX* by *Robert Gezelter*64
 VAX/VMS Toolbox by *Steve Davis and Matthew Owen* ..83


DEPARTMENTS

From the Blue Line4
 Letters12
 Product News102
 In the Queue108
 Mini Mart110
 New/Used Equipment111
 Calendar119
 Bus Stop120

STORAGE

6 Providing True Data Interchange Capability: QIC-40 Quarter-Inch Cartridge (QIC) tape drives in the 3.5-in. form factor are the first media to actually enable small computers to read tapes written on different systems by different tape drives. The QIC-40 format helps ensure this interchangeability/by *R. Gordon Root*

4 Phil Devin's Rotations Waiting for SCSI—Here it is, now what?



This month's cover illustrates the mirroring of data, which allows you the comfort of knowing your data is always secure and available when you need to retrieve it. Art direction by Steve Wolowitz and photography by Rick Wahlstrom for Ebay, Utley and Company.

MTI DELIVERS HIGH PERFORMANCE



...with Digital's MicroVAX 3500/3600.
It gives you three times the performance of the MicroVAX II.

One MicroVAX 3500 or 3600 handles the workload of a whole commercial or technical department. Because this high performance is surprisingly affordable, you'll find that MicroVAX 3500 and 3600 bring the benefits of computerization to areas that could not previously cost justify automation.

- VAX family's highest-performing 32-bit VAX-on-a-chip.
- Your choice of VMS, ULTRIX-32, or VAXELN operating software.
- Software compatible with the VAX family.

- MicroVAX 3500 accommodates up to two 280-Mbyte disks and one 296-Mbyte cartridge tape.
- MicroVAX 3600's 40-inch cabinet holds one 622-Mbyte disk and one 296-Mbyte tape and has room for two optional RA disks.
- Twelve backplane slots hold CPU, up to four memory boards, and your choice of options.
- Each MicroVAX 3500 or 3600 comes with a one-year, on site, full system warranty.

PLUS More Total Involvement!

MTI Support

MTI Systems has been a Digital distributor for more than 12 years. We are one of only three operating nationwide, with 21 locations. We have the "know how" to help you select the best equipment for your applications and to configure your systems to your specs. Our Digital-trained engineers will also assist you with testing and training to get you going and keep you going.

MTI Leasing, Rental or Purchase Options and Volume Discounts

Our pricing is very competitive, too. We offer volume discounts, as well as rental and leasing plans. Whether you buy, lease or rent, MTI is your one source for all the computer, data communications equipment, applications expertise and service you'll ever need. Call MTI today.

CELEBRATING OUR 20TH YEAR...

MTI SYSTEMS CORP.

A SUBSIDIARY OF ARROW ELECTRONICS, INC.

WITH "20/20" PERFECT VISION
AND PERFORMANCE!



800/645-6530

New York: 718/767-0677, 516/621-6200, 518/449-5959, 212/643-1280, 212/226-2337 New Jersey: 201/227-5552 Massachusetts: 617/270-9890
Pennsylvania: 412/931-9351 Illinois: 312/773-2300 Ohio: 216/464-6688, 513/984-1888 Kentucky: 502/426-7696 Georgia: 404/447-6662
Florida: 305/486-0081, 813/874-6444 Tennessee: 615/338-6688 Alabama: 205/830-9526 Wisconsin: 414/357-6363 Colorado: 303/799-8525
Arizona: 602/431-0016 Idaho: 208/377-2077 Utah: 801/485-4900 California: 818/718-0073, 619/268-4730, 408/947-3588, 714/220-6487

digital™

Authorized Distributor

CIRCLE 372 ON READER CARD

The following are trademarks of Digital Equipment Corporation:
MicroVAX 3500, MicroVAX 3600, ULTRIX, and the Digital Logo.

MTI SPECIAL!
Special One Year Lease Prices*
on MicroVAX 3500/3600.
Call your local MTI office today,
or call 800/645-6530
*Offer good through June 30, 1988

WHO TO CONTACT AT HARDCOPY

If you have questions regarding *Hardcopy* editorial, feel free to contact the appropriate *Hardcopy* editor/author.

I. Dal Allan & Ken Hallam, I/O
ENDL Consulting
14426 Black Walnut Ct.
Saratoga, CA 95070
408-867-6630

Robert Bowerman, Software
Respondent
P.O. Box 1205
Fairfield, IA 52556
515-472-2185

Milton Campbell, RT-11
Talisman Systems
Drawer CP255
Manhattan Beach, CA 92503
213-318-2206

Alen Darr
Price Waterhouse
455 Capital Mall, Ste. 600
Sacramento, CA 95814
916-441-2370

Steve Davis/Matthew Owen,
VAX/VMS Toolbox
Owen + Davis Systems
1335 S. Acacia
Fullerton, CA 92631
714-956-9159

Phil Devin, Rotations
1290 Ridder Park Rd.
San Jose, CA 95131
408-437-8211

Tom Gardner, Magnetic Storage
14469 Manuella Rd.
Los Altos, CA 94022
415-941-5324

Robert Gezelter, RSX
27-42 168th St. #312
Flushing, NY 11358-1130
718-463-1079

Mark Hartman, RSTS
2404 E. Nutwood #E23
Fullerton, CA 92631
714-738-8300

George Langworthy,
Optical Storage
6025 Martway #111
Mission, KS 66202
913-268-8775

Robert Pap, Communications
Sheraton Office Center #A180
409 Chestnut St.
Chattanooga, TN 37402
615-267-5959

Edward Teja, Graphics Notes
704 N.E. 61st Ave.
Portland, OR 97213
503-231-9914

LETTERS

NOT HAPPY. . . .

I have read with some interest your editorial reply to David Meile's letter, "Toner Problem is Messy," in the April 15, 1988 issue of *Hardcopy* on page 12. You suggested that he "read more carefully before you point out errors." I suggest that you take your own advice.

I quote the fourth paragraph from Brown's article, "Consumables Eat Up Majority of Laser Printer Maintenance Expense," in the February 1988 issue of *Hardcopy* on page 28:

"With some printer manufacturers, additional products are required when replacing a toner kit. For example, Digital Equipment Corp.'s LN03 \$83 toner cartridge also requires that a customer purchase a \$189 maintenance kit . . . making the cost of DEC's toner kit a hefty \$272."

I agree with you that no *explicit* reference was made as to the frequency of use of these products. However, Brown implies that I need to purchase both products (i.e., DEC's toner kit) every time I replace the toner in the LN03 . . . whenever that might be.

Clearly, Brown's implication is incorrect. I do not need to purchase the maintenance kit every time I change my LN03 cartridge. I save \$189 from her quoted \$272 because I only need to purchase the toner cartridge if I am not planning on applying the maintenance kit!

It seems very clear to me that Meile was quite right in his original letter. While it is true that the data presented was accurate, the context in which it was presented indicated a maintenance cost significantly higher than occurs in practice.

Paul R. Ganci, Ph.D.
Honeywell Inc.
Colorado Springs, CO

Your response to my letter (published in the April 1988 issue) puzzled me. Indeed, I saw no reason to print the letter in the first place. One does not need to be an industry analyst in order to spot an error in fact.

Your reply was factually untrue.

You state: "The article explains that for proper maintenance of LN03 printers, DEC requires the purchase of both kits." I quote from the article itself:

"With some printer manufacturers, additional products are required when replacing a toner kit. For example, Digital Equipment Corp.'s LN03 \$83 toner cartridge also requires that a customer purchase a \$189 maintenance kit—making the cost of DEC's toner kit a hefty \$272."

The key word here is *requires*. To replace toner on an LN03 laser printer does not require a maintenance kit at all. On the other hand, every 10,000 pages or so, the user is required to install the maintenance kit. The maintenance kit does not require the user to replace toner, or vice versa.

If the author had stated this as I have just done, I would concede your point. But Renee Brown glossed over that particular fact, thereby leading anyone reading the article to believe that a user is required to purchase \$272 worth of materials every time the toner needs to be replaced.

The *DECdirect* catalog also supplied a description of the LN03 toner cartridge kit and the user maintenance kit. Nowhere does it say that they must be purchased together. Average pages per kit are given for each. Since you mention pricing for the kits in your response, I assume that you also had the opportunity to read the description.

David Meile
Health Computer Sciences
University of Minnesota
Minneapolis, MN

Enough said.—Ed.

We welcome your comments . . .

Send letters to:
Letters
Hardcopy Magazine
1061 S. Melrose, Ste. D
Placentia, CA 92670-7180

All letters should be signed and include a phone number where you can be reached during the day. We reserve the right to edit letters for style, space, and clarity.

FOR OVER 5 YEARS,
WE'VE BEEN MAKING
LIFE EASIER FOR
COMPUTER SYSTEM
MANAGERS.

IT HAD TO END
SOMETIME.

MEGATAPE ANNOUNCES THE BEST CHOICE IN THE BUSINESS

Sorry, fellas. We know how much you depend on us for disk backup systems that are idiot-simple and Old Faithful-reliable. For years, we've been making your life easy with "push the button and go home" backup of even the biggest disks.

But things have gotten more complicated. There are now major tradeoffs available between speed, capacity, and cost.

If your system is big, busy, and expensive, minimizing downtime is probably a major consideration. So you want the fastest backup you can possibly get.

On the other hand, smaller systems and networks may be able to get by nicely with a backup solution that's somewhat slower, but much less expensive.

The point is that no single backup answer is right for everybody.

So now, MegaTape offers you a choice. The exceptional cost/capacity of 8mm. Or the "industrial-strength" performance of our proven cartridge technology—now dramatically upgraded.

You can still pick up the phone and order a MegaTape system for just about any minicomputer or workstation network.

But now you'll have to decide *which* MegaTape system to order.



WINCES THE HARDEST BACKUP BUSINESS.

NEW
MT-1500

**CHOOSE
BLINDING
SPEED
AND HIGH
CAPACITY.**

BIBUS
Direct
Attachment

When speed counts, nothing tops the new MT-1500. At maximum transfer rate, this rugged powerhouse backs up 1.2 gigabytes on a single cartridge in under 30 minutes. And it offers features you simply can't get anywhere else:

- Up to three plug-in interfaces: any combination of Pertec and SCSI. A front panel switch selects the CPU.
- Complete software compatibility. No need for special device drivers or backup utilities.
- Comprehensive local and remote diagnostics. A technician can easily troubleshoot the entire system from the front panel—or from across the continent, using a terminal and modem.

The MT-1500 comes in rackmount and tabletop configurations, and is designed for easy OEM customization. It's even read compatible with the previous generation of MegaTape systems.

NEW
GT-88

**CHOOSE
ROCK-BOTTOM
COST AND
EVEN HIGHER
CAPACITY.**

Even though the new 8mm data cartridges promise eye-popping capacity and unbeatable cost per megabyte, we saw a few problems.

So our engineers made the problems go away. Presenting the remarkable new GT-88: the only 2 gigabyte, *Pertec-compatible* tape cartridge system you can buy. With an absolutely unique set of big-computer features:

- Works with existing software. No changes to device drivers or backup utilities are necessary.
- A full 1.25 MB of Cache, for burst-mode transfer rates up to 500K bytes per second.
- Optional switching between two different CPUs at the push of a button.

The GT-88—complete with AC power supply—is conveniently packaged as a tabletop unit or in 8" form factor to fit standard enclosures. And it's format-compatible with other 8mm backup systems.

THE EASIEST CHOICE OF ALL: MEGATAPE SUPPORT.

Although you might have to spend some time choosing between backup technologies, choosing a backup *company* shouldn't take you any time at all.

There simply isn't anybody else in the business that has the commitment, expertise, and track record that MegaTape does.

	GT-88	MT-1500
Capacity (formatted)	2.0 GB	1.2 GB
Transfer rate (burst)	500 KB/sec	1,340 MB/sec
(sustained)	246 KB/sec	764 KB/sec
Interfaces	Pertec	Pertec, SCSI
I/O ports	1 or 2	up to 3
Dimensions (in.)	4.5H x 8.6W x 14.0D	8.75H x 19.0W x 24.0D

So while we may have complicated your choice a little bit, in the end the right decision is obvious.

MEGATAPE CORPORATION
1041 Hamilton Road
Duarte, CA 91010-0317
(818) 357-9921 • Telex: 510 600 7131
Telefax: (818) 357-2369



**THE GREAT LEAP
FORWARD IN BACKUP.**

INDUSTRY CONSENSUS PUTS UNSHIELDED TWISTED-PAIR AHEAD IN NETWORK RACE

Surpassing both standard (RG-8) and thin-wire (RG-58) cabling schemes, telephone twisted-pair wire may soon prove to be the pervasive network connection


by Brad Harrison, *Midwest Editor*

Once believed to be overly susceptible to noise and incapable of transmission speeds of 10 Mbits per second—the maximum throughput of Ethernet—telephone twisted-pair wires may soon prove to be the pervasive network connection, surpassing both standard (RG-8) and thin-wire (RG-58) cabling schemes; that is, if the consensus reached by the IEEE 802.3 10Base-T committee on network connections yields a truly workable standard.

Until recently, the IEEE working group was considering two schemes. One being a star topology with send and receive signals carried separately—a scheme similar to a starLAN 1-Mbit network favored by the majority of participants, including AT&T (Morristown, NJ), Hewlett-Packard (Palo Alto, CA), SynOptics Communications Inc., Micom-Interlan, Ungermann-Bass (Sunnyvale, CA), Wang Laboratories (Lowell, MA), and Western Digital (Irvine, CA).

The second scheme, backed by Digital Equipment Corp. (Maynard, MA) and 3Com (Santa Clara, CA), was similar, but viewed the network topology as a combination of twisted-pair with coax backbone. Thus, signals are sent and received on the same lines. DEC and 3Com both argued that this bus-based approach allows multi-drops for support of multiple workstations across a coax connection.

The star concept, sponsored in part by SynOptics, uses differential transceivers for fully balanced transmis-



SynOptics Communications Inc.'s centralized concentrator and transceivers use twisted-pair to support each node on the network. Multiple concentrators are connected via fiber optics.

sion lines, thus managing signal attenuation or reflection—a factor committee members weren't sure the DEC/3Com scheme could ensure.

Even though the consensus seems to favor the majority approach, the votes may not all be in. Clearly, there is a predominance of coaxial cable in existing Ethernet networks, making the star topology hard to implement.

"You must distinguish between product issues and standards issues—they're far from the same," insists DEC's Director of Local Area Networking, Gail Daniels.

DEC can, and does, claim an extensive base of Ethernet products, including unshielded twisted-pair. "We've never ignored the issue. We offer what is needed. We felt our standard proposal best reflected what the user base required," says Daniels.

Preserve the Wire

Because of the hundreds of thousands of coaxial nodes (both RG-8 and RG-58) already installed, DEC and 3Com both believe there is a strong desire to preserve that base. The 24-gauge twisted-pair would serve mostly to link the wiring closet to the wall plug—something IEEE members called "a logical first step."

Possibly tempting committee members and making twisted-pair compelling is the ample supply of telephone wiring bundles already installed in virtually any facility—eliminating the need to run new and expensive coax cable to support a network. Moreover, phone companies are taking a proactive interest by providing additional "not-used" pairs in the telephone wiring bundles. Interestingly, Pacific Telephone officials say it isn't so much foresight on

their part to support networks as it is an attempt to avoid having to pull extra wire later for expansion of the telephone system.

Making use of skinny wire even more compelling is IBM. It has standardized shielded twisted-pair for its token ring network and is developing 16-Mbit twisted-pair solutions that may represent the next generation of the 802.3 standard. There's even talk of combination token ring/Ethernet networks in the future.

Another factor in favor of the twisted-pair wiring scheme is that it avoids the problem of mixed media. "But not initially," claims international communications consultant James Swanner (Tokyo), "There is a lot of coax in place and already people are dropping twisted-pair lines off it—just like DEC and 3Com proposed." *continued on sector 18*



Perfect matches to DEC user needs. Hip. Hip. And Hooray.

One-size-fits-all is an attribute best reserved for inexpensive socks. In the realm of PC-based emulation and communications software for DEC mainframe users, it's important to match specific user needs with specific product attributes. We have.

SmartTerm® 240 features exact four-color emulation of a DEC® VT241 terminal. Along with delivering full-screen ReGIS® and Tektronix® 4010/4014 graphics, SmartTerm 240 offers precise VT220, VT102, VT100, and VT52 text emulation.

For non-graphics applications, SmartTerm® 220 duplicates virtually every SmartTerm 240 text, communication, and ease-of-use feature. Three error-free file transfer protocols, including Kermit and Xmodem, are provided. Downloading minimizes on-line time requirements to boost overall system efficiency. And an optional network package allows direct LAN access to shared modems, printers, as well as host mainframes.

As SmartTerm 240 and 220 focus on graphics and text, new SmartMOVE® makes PC-to-the-rest-of-the-World communications sharper than ever. Speed connect, auto redial, and background file transfer features make this VT100 emulator a loud and clear choice for advanced communications requirements.

Graphics, text, and communications. If you're looking for a perfect fit, seek the software sized and priced to match your needs. Persoft has it. Period.

Visit your dealer or phone us at 608-273-6000.

© 1987 Persoft Inc. All rights reserved. Persoft, SmartTerm, and SmartMOVE are registered trademarks of Persoft Inc. DEC, VT, and ReGIS are trademarks of Digital Equipment Corporation. Tektronix is a registered trademark of Tektronix, Inc.

persoft[®]
CIRCLE 400 ON READER CARD

continued from sector 16

Swanner isn't necessarily rubber-stamping the DEC/3Com idea. He also thinks twisted-pair will win out in new installations: "if for no other reason than cost," he says.

Big Bucks

Fortune 500 companies are standardizing on twisted-pair. "That's what the telecom staff is familiar with," argues Charles Feltman, marketing manager at Communication Machinery Corp.


Feltman's company manufactures TCP/IP hardware and software for thin-wire and doesn't see the impending standard for twisted-pair as being a threat. "We've been wanting it and it will eliminate much of the technical confusion," he says.

It's All in the Chips

Even with a consensus of opinion stabilizing standardization efforts, don't plan on ordering the official green book yet. There is still a great deal of wrangling and politics to be worked through. Currently, SynOptics is the only company that can claim adherence to the proposed standard—and that may change as the document evolves.

One of the important elements needed to support the standard is the availability of low-cost silicon. The internal operation of the chip is dependent on the standards specifications. "It's a real chicken and egg situation," notes one committee member.

SynOptics is well aware of the need for readily available transceivers and has signed up Micom-Interlan and Kinetics Inc. as allies. Micom-Interlan is already delivering its NP600-UTP and NI5210-UTP protocol processors to attach IBM PC/XT/ATs to twisted-pair nets. Cirrus Logic Inc. (Milpitas, CA), a manufacturer of specialized, application-



Linking PCs to telephone wire, Micom-Interlan NP600-UTP and NI5210-UTP boards (left) use the same transceiver chip found in SynOptics Communications Inc.'s Lattis-Net products. Unshielded twisted-pair is normally used in point-to-point star configurations (below), with the wiring closet or concentrator at the center. This is in contrast to the multi-drop, or "daisy-chain," configurations used with coax.

specific IC, and National Semiconductor (Santa Clara, CA) are reportedly eyeing the emerging market as well, thus making available chip sets in larger quantities than you might expect.

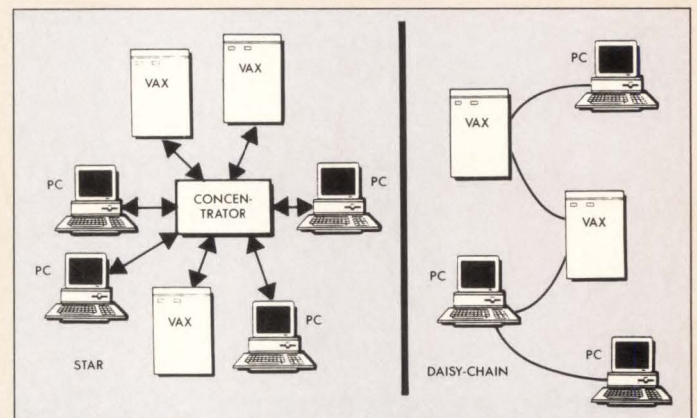
Companies like Kinetics are making plans to take advantage of unshielded twisted-pair as well. According to the company, it expects to be able to attach Macintosh SEs to twisted-pair LANs later this year. Kinetics, like Micom-Interlan, expects inexpensive chip sets to be available, thus reducing design and integration time and costs.

DEC Fights Back

Even though DEC may not have won on the IEEE ballot, it still believes its approach to be valid. The company continues to recommend IEEE 10Base2 thin-wire, except in situations where rewiring is difficult or impossible. DEC's Daniels notes that the company's posture is to support the customer, "and the demand we've seen is for multi-drop twisted-pair," she says. DEC's unshielded twisted-pair products, announced in September, consist of a thin-wire-to-twisted-pair adapter, a wiring closet, and support for a variety of cables.

Paying the Piper

Price is one of the compelling reasons to use twisted-pair (see Table). But don't be fooled by the relatively



low cost per foot for fiber optic cable—the high cost of fiber optic transceivers and test equipment, as well as a growing need for qualified installers, keeps the cost of fiber optics high. Fiber optic cable is primarily being used for network backbones or closet-to-closet connections. It's also being used to support individual nodes that have high data-rate requirements, such as graphics workstations.

Interestingly, fiber optic

cable is serving as a backbone for twisted-pair installations. Fibercom Inc. (Roanoke, VA), for one, claims that it's installing networks with fiber as the backbone and twisted-pair as the connection to the desktop, and SynOptics uses fiber to connect its twisted-pair concentrators. According to many indications, a combination of twisted-pair and fiber is shaping up as the Ethernet media solution to meet or beat. ▀

Additional information about the products or services described in this article can be obtained by contacting the company directly or circling the appropriate reader service number.

Communication Machinery Corp.
125 Cremona Dr.
Santa Barbara, CA 93117
805-968-4CMC
Circle No. 123

Kinetics Inc.
2500 Camino Diablo, Ste. 110
Walnut Creek, CA 94596
415-947-0998
Circle No. 124

Micom-Interlan
155 Swanson Rd.
Boxborough, MA 01719
800-LAN-TALK or 617-263-9929
Circle No. 125

SynOptics Communications Inc.
329 N. Bernardo Ave.
Mountain View, CA 94043-5223
415-960-1100
Circle No. 126

MORE THAN A DATABASE FOR THE DEPARTMENT COMPUTER

Over the noise of corporate issues, your department's computing needs are not always heard. In the stack of things to do, they often wait at the bottom of the pile.

RDM is the ONLY application developer designed specifically to get department software development done. More than just a database, **RDM** is a complete application development system AND full relational database — integrated into one flexible, table-driven tool.

RDM's table-driven technology is a generation beyond conventional database development. **RDM** supplies all the parameters that shape standard application components. You add your own custom-designed specifics. **RDM** eliminates the need to code and recode routine application features.

RDM is nonlanguage, fill-in-the-form application development. With no programming code to analyze, the learning curve is short and productivity increases. With or without software development specialists, you create the entire application: data input forms, summaries and reports, command menus, on-line help files and processes to validate and manipulate data. You'll implement even the most procedural tasks — without procedural language syntax.

After initial software development — your department's needs will evolve. **RDM** makes system modification and maintenance easy. You add new forms and reports — when you need to. You create new files or change data relationships — quickly. And without any change or rewrite, **RDM** applications will transfer and share data across 10 different operating systems. You save time and money with one software product for your VAX, PDP-11 and IBM-PC.

Since 1980, **RDM** has been the choice of more than 2500 departmental application developers. For quick application development and easy maintenance, for increased productivity and extended portability, for stand-alone, integrated, distributed or networked systems . . . there's no better software solution than **RDM**.


Find out how your applications can rise to the top of the stack. Call today.

800-362-6203

In Canada, call 800-255-6378



Interactive Technology, Inc.
460 Park Plaza West
10700 SW Beaverton-Hillsdale Highway
Beaverton, OR 97005
503-644-0111
TLX 703920



RDM®

FILM RECORDERS ADD PROFESSIONAL, LOW-COST GRAPHICS TO YOUR BUSINESS PRESENTATIONS

by Lynn Haber, East Coast Editor

More than one year ago, Apple Computer Inc. promoted a concept called desktop presentations whereby businesses, utilizing their PC's and graphics-oriented software, could conceive, design, and produce the materials required for boardroom meetings and presentations. Since then, vendors continue to roll out hardware and software products designed to turn that concept into reality. Today, one of the hottest desktop presentation products to hit the market is film recorders.

Although available for more than a decade, film recorders—devices that produce slides from computer-generated text and graphics—have dropped to a price/performance level that begs for the attention of corporate users.

Why? Because, according to Jim Willey, director of presentation products at Polaroid Corp., 10 million managers in the United States alone made an average of six to 10 presentations last year—totaling 600 million 35mm slides and 400 million overhead transparencies costing \$6 million.

Marketed by companies such as Bell & Howell Co., General Parametrics Corp., Geniographics Corp., Lasergraphics Inc., Matrix Instruments Inc., Mirus Corp., and Polaroid, film recorders and systems range in price from \$4,000 to more than \$30,000.

"Today, for \$4,000–\$7,000, you can obtain a usable, quality slide at a reasonable price," says Peter Testan, director of the color hardcopy market requirement service at CAP International Inc., a

Marshfield, MA, research firm.

The next level of film recorder is priced in the \$12,000-to-\$13,000 range and is used as a shared resource, notes Testan. For more professional or commercial applications, film recorders are priced at \$30,000 and up.

CAP anticipates that the market for film recorders will grow at a rate of 20% between 1988 and 1992, accounting for \$148 million in revenue by 1992—representing 30,000 units shipped. In 1987, 12,000 units were shipped that accounted for revenue of \$111 million.

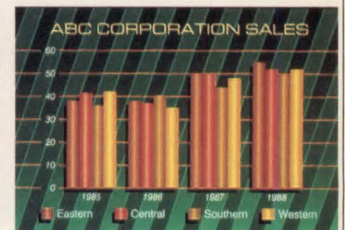
In addition to saving money by producing slides in-house—using outside services for slide reproduction can cost from \$15 to \$100 per slide versus doing it yourself for \$1 or less per slide—other user benefits include greater creative and process control, data security, and time savings.

Who's Doing It?

While more organizations are using 35mm slides in-house for business purposes, not all do.

"The way most business operate today is that they'll do the layout and creation of the slide on their PCs with the help of presentation software, and then, via modem, send the information to an outside service where the slide is completed," explains Testan.

"For the most part, the person using a film recorder today is a visual graphics professional whose full-time job is creating presentations," says consultant Alan Paller, president of AUI Data Graphics, a division of Computer Associates *continued on sector 22*



Ranging in price from \$4,000–\$30,000, the film recorder, which produces slides such as these from computer-generated text and graphics, is one of the hottest desktop presentation products to hit the market.

**"I need
unattended
back-ups
now..."**



*Jerry Gulden
President
Real-Share, Inc.*

*...I was desperate for a high-density back-up system. I've got daily back-ups requiring 30 GCR tapes. They are critical to me and my clients. So, I researched various vendors, and SUMMUS provided the complete solution. The **GigaTape** drive fits my needs — and the comprehensive support has been as impressive as the performance of the drive."*

At SUMMUS, we know that you can't afford to take corporate computing decisions lightly. Years of experience in customer system integration for special applications end users, OEMs and VARs have taught us that delivering the most value in an integrated product means more than just bolting iron together.

It's easy for us to talk about the SUMMUS commitment to quality, technology, and value. It's easy to say that we provide the right solutions for your high-performance computing needs. It's easy because it's true. That's why Real-Share, Lockheed, Kraft, General Electric, NASA and others have come to SUMMUS for solutions.

**2.33 Gigabyte
Unattended Back-up**

GigaTape™

Our newest product can put this commitment and expertise to work for you, saving you hundreds of hours and thousands of dollars in annual operator and media costs with its high-capacity performance.

Featuring advanced 8mm helical-scan technology, the **GigaTape** is fast, accurate, and reliable. TMSCP compatible with DEC systems, the **GigaTape** will soon be available for IBM, Apple, Sun and other systems.

Ready for delivery with One-Year Warranty — and 30-day return privilege. A full range of maintenance support options is available through our award-winning National Support Group.



▶ For more information call us today at 1-800-255-9638.

SUMMUS™
COMPUTER SYSTEMS
CIRCLE 427 ON READER CARD

SUMMUS COMPUTER SYSTEMS
P.O. BOX 820549 • HOUSTON, TEXAS 77282-0549
713-589-9772 • TELEX 62045352 Answer back SCSSUM • FAX 713-496-1681
Call for our representatives in Canada, France, W. Germany, and the U.K.
© SUMMUS COMPUTER SYSTEMS, 1988
SUMMUS, GIGATAPE, and GIGABOX are TradeMarks of Summus Computer Systems
DEC TM Digital Equipment Corp., IBM TM International Business Machines Corp., Apple TM Apple Computer, Inc., Sun TM Sun Microsystems



Polaroid's Turbo Palette computer film recorder (left) is an IBM PS2-compatible device that utilizes a Bell & Howell Quintar 1080 color graphics controller to prepare graphics information and automatic exposure on the palette recorder. The Turbo Palette is priced at \$3,495. General Parametrics' Photometric Slidemaker (right), a 4000-line desktop film recorder, features screen preview, selection of 2000- or 4000-line resolution, and is supported by more than 40 graphics packages. The Photometric Slidemaker is priced at \$4,495.

continued from sector 20 (McLean, VA).

Full-time users include commercial graphic design companies, audio/visual departments within government, training departments within large business organizations, and that rare person who does management presentations as a profession. "At this professional/commercial level," Paller adds, "slide production has moved almost completely in-house."

"While a specialized department, such as the graphic arts department or a computer support group, is, today, the primary user of film recording equipment, the trend is to decentralize slide making," Testan says.

"The trend is to delegate slide making to the individual departments," Testan adds. "And, to make that happen, vendors are striving to make their equipment easy to use."

A Product Glimpse

General Parametrics, for example, offers PictureIt, an easy-to-use business graphics software that helps the user create professional slides by virtually filling in the blanks. PictureIt helps users create customized graphics by offering a selection of pre-designed word charts, bar charts, pie charts, org charts, etc. The software also allows the user to change colors, type styles, backgrounds, size, and place-

ment, and to create overlays, display multiple charts, etc. Finally, users can preview the image on their monitors before shooting the film.

"The preview capability is the biggest selling tool for our product," says Herbert Baskin, president and chief operating office at General Parametrics.

The recently introduced Photometric Slidemaker from General Parametrics is a 4000-line, desktop, IBM PC-compatible film recorder costing \$4,495 that runs more than 40 popular graphics software packages including Lotus' Freelance Plus, Harvard Graphics, HP Graphics Gallery, and the Master Graphics Series from Ashton-Tate. General Parametrics is expected to introduce an Apple Macintosh-

compatible product later this year.

A new player in the market is Mirus, which recently introduced the Mirus Film-Printer, an Apple Macintosh-compatible device

priced at \$5,895. The foundation of the Mirus product is its Direct Digital Imaging technology, similar to that found in high-end film recorders that reportedly results in higher-quality slides. Today, most low- to mid-range film recorders or those priced less than \$10,000 are video-based or opto-mechanical font wheel devices.

Important features for users to look for in a film recorder include resolution or how sharp the slide looks, how many minutes it takes to make a slide, PC compatibility, software compatibility, ease of use, and price.

Additional features include device capability to reproduce text and graphics, and options for hardcopy of the slides for handouts. ■

Additional information about the products or services described in this article can be obtained by contacting the company directly or circling the appropriate reader service number:

Bell & Howell Co.
Quintar Division
411 Amapola St.
Torrance, CA 90501
213-320-5700
Circle No. 104

General Parametrics Corp.
1250 Ninth St.
Berkeley, CA 94710
415-524-3950
Circle No. 106

Genigraphics Corp.
4806 W. Taft Rd.

Liverpool, NY 13088
315-451-6600
Circle No. 105

Lasergraphics Inc.
17671 Cowan Ave.
Irvine, CA 92714
714-660-9497
Circle No. 107

Matrix Instruments Inc.
One Ramland Rd.
Orangeburg, NY 14534
716-381-8320
Circle No. 108

Mirus Corp.
445 S. San Antonio Rd.
Los Altos, CA 94022
415-949-5544
Circle No. 109

Polaroid Corp.
575 Technology Square
Cambridge, MA 02139
617-446-5566
Circle No. 110

MAKING THE FILM RECORDER WORK FOR YOU

"By bringing slide production in-house, the company has saved thousands of dollars and has gained control of content and timing for its presentation requirements," reports Stephen Perry, manager of computer services at Cotton Inc., a nonprofit organization representing cotton farmers.

"For one annual meeting alone, we spent \$14,000 dollars on slides in two weeks when using an outside service. Now, doing the work in-

house, we don't even spend \$5,000 a year," he says.

"The company uses a Bell & Howell Co. CD14 film recorder and 35mm Express software from Business & Professional Software Inc. to produce an average of 3000 slides a year," Perry says.

Cotton Inc. uses slides in its presentations to clients, at conferences, and seminars.

Perry's number one priority for the film recorder is quality and how sharp the

image looks. "After that, it's all in the software," he says. "We like a package that's easy to use, offers flexibility, and is powerful."

The Bell & Howell film recorder operates with an IBM PC/AT computer. Perry reports that a Hewlett-Packard Co. LaserJet Series II printer is used for hardcopy output of slides.

"Today, 90% of our slides are produced in-house," Perry says. ■

The most versatile Graphics terminal Today!

GP-220 ZOOM



The GP-220Z...

- ▶ Graphics terminals lead a double life. They must have fast, flawless graphics capability as well as all the functionality of a high quality text terminal.
- ▶ But NDS terminals don't stop there. NDS engineers design in versatility in the form of innovative features.
- ▶ Features like 75 pages of off-screen memory, selectable text display modes up to 68 lines, on-line help, instant pan and zoom, and much more.
- ▶ The GP-220Z's new display list zoom feature adds another dimension of versatility. It outperforms the competition in speed, memory size and ease of use.
- ▶ The GP-220Z's new flat screen display and high definition video circuitry yield the sharpest, 1024 by 780 display available.
- ▶ The more time you spend evaluating graphics terminals, the more likely you are to buy NDS. Because when it comes to providing solutions, nobody does it better.
- ▶ Try out the GP-220Z on your own applications for two weeks. Call **1-800-537-1201**...and put us to the test.

NDS **NORTHWEST
DIGITAL
SYSTEMS**

P.O. Box 15288
Seattle, WA 98115

(206) 524-0014

CIRCLE 386 ON READER CARD

COMPETITIVE PRESSURE AND DECENTRALIZATION BROADEN CIM HORIZONS

by Edith Myers, Senior Editor

Facing stiff foreign competition and fighting what industry analysts term a complacent malaise over production efficiencies, U.S. manufacturers are beginning to fight back.

Besides undertaking massive reorganization to streamline operations and decentralize management, manufacturers are using Computer Integrated Manufacturing (CIM) as part of their field artillery.

What makes CIM a potent weapon in the manufacturing battle? Mainly, it provides up-to-the-minute information on shop operations in contrast to weekly or monthly reports—"A factor," says Dataquest Inc. (Cupertino, CA) Analyst Bob George, "that improves the overall management response."

A strong advocate of this trend is Stina Hans, president of MCBA Inc. She believes that a CIM-directed strategy starts with a strong fundamental business information system. "That's the foundation for an integrated system," notes Hans.

Hans' advocacy shouldn't be a surprise since MCBA offers a Material Requirements Planning (MRP) II system. And, like any good salesperson, she is quick to argue the benefits of her product.

MRP and CIM are more than just buzz words, offering you a better way of controlling manufacturing. So much so that suppliers of manufacturing software are zeroing in on the Digital Equipment Corp. market with a vigor that is justified both by reason and by results. For example, Cincom Systems is enjoying new VAX business. "In fiscal 1987, 80% of our new sites

are VAX-based. And," says Tom Womeldorf, Cincom's director of applications products, "78% are companies with IBM mainframes in their corporate headquarters. This is a trend, believes Womeldorf, brought on by a shift toward decentralization of manufacturing operation and DEC's support of networking.

Similarly, David Sohm, vice president, marketing, for Ask Computer Systems Inc., reports equally impressive numbers. He claims that Ask's MANMAN manufacturing package is used in 600 DEC installations with an additional 500 DEC sites employing MAXCIM—a package acquired by Ask last August along with its developer, NCA Corp. "The DEC business is customer driven," says Sohm. And large manufacturing companies want more individual—targeted—software packages at the plant level. "That really supports the return of decentralization," he adds. Moreover, Sohm believes that the VAX is just a good, "hot" machine for manufacturing operations.

Even Arthur Anderson &

Co. is getting on the VAX bandwagon. Its MAC-PAC integrated package has been marketed to IBM mainframe users for the past three years. Early this year, however, the company announced MAC-PAC/D for the VAX user, an important strategic support shift, claim industry analysts.

The Arthur Anderson software is designed for government contractors and meets expected Federal standards. "We sell mainly to primes—prime government contractors," says Carleton F. Kilmer, partner in charge of aerospace and defense markets in the company's Boston office. He says that this is a good, but demanding, market.

But Arthur Anderson is noting a discernable trend among the primes to decentralize, "This has created a need for smaller, standalone manufacturing control systems for their divisions," says Kilmer. He further confides that Arthur Anderson is eyeing a potential \$50- to \$150-million in sales to the emerging second-tier (non-prime) organizations. He believes that supporting these

organizations opens up an even broader base of smaller-shop business.

Generic Support

What Arthur Anderson, Ask, and Cincom offer is generically called MRP II software for manufacturing resource planning. This software helps you with such critical activities as coordinating inventory with sales projections, and production scheduling, as well as tying it all together with accounting systems.

Interestingly, the "II" is misleading. There never was an MRP I. Regardless of the marketing hype attachments in the name, MRP is a powerful tool for manufacturing resource planning. And it is a prime component of emerging CIM systems. MRP is a mature technology, proven in thousands of manufacturing environments, with predictable cost benefits and a fairly rapid return on investment.

Get It Together

Clearly, CIM and its components, such as MRP II, are modular solutions. For *ex-continued on sector 26*

Additional information about the products or services described in this article can be obtained by contacting the company directly or circling the appropriate reader service number.


Company	Product	System	Price
Arthur Anderson & Co. 67 W. Washington Chicago, IL 60602 312-507-2375 Circle No. 169	MAC-PAC/D	All VAX/VMS	\$80,000-\$300,000
Ask Computer Systems Inc. 2440 W. El Camino Real Mountain View, CA 94040 415-969-4442 Circle No. 170	MANMAN	All VAX/VMS	\$55,000-\$260,000
Cincom Systems 2300 Montana Ave. Cincinnati, OH 45211 513-662-2300 Circle No. 171	Control:	All VAX/VMS	\$100,000-\$400,000
MCBA Inc. 425 W. Broadway Glendale, CA 91204-1269 818-242-9600 Circle No. 172	Manufacturing System	All VAX/VMS including MicroVAX	\$3,000-\$80,000

EXCLUSIVE FROM MILTOPE!

Continuous Printing at 37/90 Pages per Minute

Cut sheet printers available at 30/60/75 ppm

“WE CONNECT TO DEC”



Miltope's FAMILY of Non-Impact 'ion' deposition page printers affords letter quality printing at 'less than a penny' per page.

Miltope provides multifont alpha/numeric printout, "true" electronic forms overlay plus sophisticated graphics for generation of signatures, logos, bar codes, OCR and special characters.

Miltope's page printers eliminate time-consuming bottlenecks by combining speed, high-duty cycle, reliability and versatility in electronic printing systems that are plug-to-plug compatible and fully emulate:

- Xerox 3700/2700
- HP LaserJet Plus
- HPGL
- HASP
- QMS® MAGNUM® (Printronix Graphics)
- Standard Interfaces: Dataproducts or Centronics
- DEC Interfaces:
 - DEC UNIBUS-PDP11 and VAX11 Series
 - DEC Q BUS — LSI11, MICRO PDP 11 and MICROVAX
 - DEC X —DMF-32 Equivalent
- IBM Interfaces: 3211 — 3287 — System 3X
2780/3780 — 3270 — 3770 etc.

The choice is YOURS!

MODEL	SPEED	FORMAT	RESOLUTION	MONTHLY VOLUME
3801	90 PPM	Continuous Form	240 × 240 DPI	Over 1 Million Pages
SERIES 75	75 PPM	Cut Sheet	240 × 240 DPI	Up to 1 Million Pages
SERIES 60	60 PPM	Cut Sheet	240 × 240 DPI	Up to 1 Million Pages
SERIES 37	37 PPM	Continuous Form	300 × 300 DPI	Over 250,000 Pages
SERIES 30	30 PPM	Cut Sheet	300 × 300 DPI	Up to 250,000 Pages

Cost Effective Printing and Dependable Nationwide Field Service have made Miltope the "Source" for ALL ion deposition printing systems.

“IMAGINE YOUR IMAGE”

MILTOPE Business Products, Inc.

1770 WALT WHITMAN ROAD • MELVILLE, NY 11747 • (516) 420-0200

Miltope Printers use Delphax ion deposition engines.

QMS and MAGNUM are registered trademarks of QMS, Inc.

CIRCLE 383 ON READER CARD

continued from sector 24
ample, MRP II is composed of the business information control, while true CIM—*not yet here*—will combine MRP with CAD/CAM, numeric control, and even quality control data. “That’s true CIM,” says Hans, “but it’s not here yet.”

Following this modular approach to MRP II, MCBA has released the final manufacturing system component for VAX computers. The new package, Capacity Requirements Planning, is the 18th in MCBA’s modular MRP II software system. Written in VAX COBOL, it’s a shop floor management tool for comparing a work center’s projected load to available capacity. The software provides you with advanced information about potential bottlenecks, thus permitting you to make adjustments before production is impacted.

Great Expectations

Although MRP II does offer great benefits, the sale isn’t easy. “Indeed, a great deal of pre-sale education and post-sale support is demanded,” reports Gary Morley, vice president of General Electronic Data Systems (Grand Rapids, MI), an MCBA reseller. “Even though we have installed some 25 MRP II software systems, the sale hasn’t gotten any easier,” says Morley. He attributes most of the problems to “overblown expectations. The reality has to match the user’s expectations. And right now, that’s a big problem.” He also warns that too much too soon can be a disaster and recommends a gradual implementation of MRP.

Because MRP is not only a complex mix of software—and frequently demands new hardware—implementation can be tough, takes a long time, and is often encumbered with a number of stumbling blocks; that is, unless a great deal of thought goes into the planning pro-

cess. For example, Davidson Plyform (Grand Rapids, MI), a manufacturer of plywood products for office furniture, has installed MCBA’s software, and Don Campbell, the company’s senior vice president, is happy about it. “We purchased the MCBA software in 1984 and started implementation on a PDP-11/23. We converted to a MicroVAX II in April 1987, and the conversion took about two hours,” he says. The entire system is up and running now and Campbell expects fine tuning to be complete by the end of this year.

Campbell stresses, however, the importance of knowing where you’re going from the outset. “We had an excellent manual system with all controls in place,” he says. “It’s important to have all your ducks in a row with your manual system before you go to a mechanized version.”

A Dual Role

Another MCBA reseller, Mark Wise, president of Alpha II (Columbus, OH), targets smaller manufacturers and enjoys annual sales of more than \$25 million. He says that it helps to play the dual role of vendor and consultant. “That way, at the front end of a sales cycle, I can ask a potential customer to tell me about his business and then I see what I can offer him from my bag of tricks,” he says.

Wise’s bag of tricks includes tools geared to getting customers closer to a true CIM environment. He now offers an engineering package called Design Graphics, developed by Engineering Systems Corp., that he can interface with MCBA’s MRP II packages. He hasn’t done this for a customer yet, but says “there’s a lot of interest.”

An interesting illustration of advanced implementation is J.S. MacLean Co. (Columbus, OH). Although a customer of Wise, the com-

pany has gone beyond the MRP II software offered by Wise’s firm. Therefore, in concert with Wise, the MacLean Co. developed an electronic bidding system that the company claims is “state of the art.” “We developed the specifications, and Wise wrote the software in DEC DIBOL,” says MacLean Controller, Richard Gomez.

The MacLean Co. makes retail store fixtures and often bids on providing what Gomez calls, “the whole inside, the guts of the store,” when a big retail store is remodeling or refurbishing. A bid for a job can include an almost infinite number of details such as dimensions of a piece of glass and whether or not it needs beveled edges. “It took a year-and-a-half to develop the system,” says Gomez, “but it cut manpower invested in each bid by 50%.” Moreover, he insists that the system is tailor-made to meet the needs of any industry—a sales venture the company is actively pursuing.

The Bar Code Link

MRP systems aren’t limited to sales or business applications. Coshocton Stainless (Coshocton, OH), a \$200-million-a-year operation, hasn’t interfaced CAD or other engineering systems to its MRP II systems, but has tied in a shop floor production reporting system. This system uses bar coding, an important CIM component on the factory floor, tied into a DEC VAXcluster 8250 and MCBA’s MRP II software.

Second Try

Interestingly, many companies have developed some form of MRP and are familiar with the concept. “Consequently, we don’t have to sell the idea of MRP,” says Cincom’s Womeldorf.

The Cincom Control: manufacturing system (an MRP II product) accommodates, in one system, management of discrete, repetitive, and project-oriented

manufacturing. Additionally, Cincom claims that the product is functionally identical to the IBM equivalent, thus avoiding retraining on the part of users.

Further, Womeldorf says that Cincom’s Control: meets all Federal requirements for companies wanting to participate in government procurement, which makes it a powerful tool. In fact, Cubic Corp. (San Diego) has taken advantage of Cincom’s ability to build Federal conformance into the package. Cubic’s Engineering Manager, Don Wilson, points out that most MRP systems have deficiencies in conforming to government requirements. “Cincom, however, worked with us to bring the system in line with what the government required,” he says. That requirement is a generic configuration that segregates operations such as contract and special cost reporting.

CIM Directed

Similarly, Arthur Anderson had geared its MAC-PAC offering to the government’s requirements. The VAX version is slated for final testing by July 1, with deliveries to begin in August. Kilmer stresses, “The VAX version will have all the functionality we have been offering IBM users for three years; it will not be a reduced set.”

Further, MAC-PAC includes features that support integration with robotics, bar code readers, automated storage and retrieval, and CAD/CAM, making it a firmly CIM-directed product.

Equally CIM directed is a high-end MRP II system being jointly developed by DEC and ASA International Ltd.’s Manufacturing Systems Group (Foster City, CA). This package ties in real-time bar code reading on the shop floor. Both companies expect it to be used for such things as parts validation and time and attendance records of employees. ■

COLORSCAN[®]/2 Workstation

*VAX access
and PC applications.
Hmmm!*

One big idea in one small space.

The COLORSCAN/2 color graphics workstation "is an idea whose time has come," reported *Digital Review*. It fits two capabilities - VAX[™] access and the ability to run PC applications - into one very small, low-profile enclosure with quiet, diskless operation.

It's a built-in plug-compatible VT[™]200 text/color graphics terminal for all your VMS[™] and UNIX[®] information access. And it's a high-performance MS-DOS[®] personal computer for today's business applications. All in one sleek ergonomically-designed desktop workstation.

There's more, too. Parallel VT200 and MS-DOS operations. ReGIS[™], Sixel, Tektronix[™] and EGA plus-compatible color graphics (640 × 480 × 16 resolution). Built-in cut and paste. Full 132-column display.

In other words, "The COLORSCAN/2," according to Frank J. Derfler, Jr., editor of *PC Magazine*, "is an excellent solution to desktop clutter for any combination of PC, LAN-based and host-based applications."

To find out more, call Datamedia at 1-800-DMC-INFO.

Unretouched screen
10 × 15 × 2.5-inch base unit


COLORSCAN is a registered trademark of Datamedia Corporation. VAX, VT, VMS and ReGIS are trademarks of Digital Equipment Corporation. UNIX is a registered trademark of AT&T Bell Laboratories. MS-DOS is a registered trademark of Microsoft Corporation. Tektronix is a trademark of Tektronix, Inc.

DMC
DATAMEDIA CORPORATION
The Positive Response

11 Trafalgar Square, Nashua, NH 03063

CIRCLE 377 ON READER CARD

Big bad wolves? no. Lynch mobs? no. Cuddly bears? YES.



Does your support department lock their door and draw the curtains, fearful of the user lynch mob coming to string them up when system problems occur? Does your training and support staff draw straws to determine who has to go face the pack of frustrated and often angry operator wolves?

There is a friendlier way to help train and support your users. In fact, you may want to put a welcome mat at your door. With ProTRAINER or ProSUPPORT, you can give your users (and yourself) that warm fuzzy feeling that comes from accomplishment. Like easily learning new software. Or quality teaching. Or quickly solving problems. Consider the following features:



Remote User Support

- Show and tell
- Interactive assistance
- Automatic documentation
- Includes the popular CONTRL software
- more

User Domicile Training

- Pupil- or teacher-initiated linking
- In-progress linking
- Hand-raising
- Dialogue
- more

Classroom Demonstration

- Teacher/pupil input
- Dialogue
- Hand-raising
- Network support
- more

No more hiding in dark corners.
No more drawing straws.
Receive your warm fuzzies now
by using expert support software
from Clyde Digital Systems.

Clyde[®]

Call now. (801) 224-5306
371 East 800 South, Orem, UT 84058
EasyLink: 62128960 Telex: 469553

THE MASS. REPORT

Calling on the neighbors

Our long-awaited New England spring has finally sprung and we took the opportunity to pay some calls on our neighbors along Route 128 ("America's Technology Highway," according to the signs). On this trip we went south to the Needham area, where The Interface Group, producer of the Comdex, Interface, and World Computer Conference shows (among others), is nestled among several computer start-ups and parts distributors. After narrowly beating the construction time required for building the Great Pyramid of Cheops, TIG's headquarters building finally appears completed, although it still bears no sign that is readable from the highway. TIG grew so rapidly that the Needham Fire Department refused to allow the company's building(s) to be occupied until TIG added a multistory garage.

TIG now includes an airline (Five Star), a travel booking service (GWV), and—the latest as of this writing—a major Las Vegas hotel! Yup, Shelly Adelson, TIG's owner, mover, and shaker, has purchased The Sands. We sent our Ninja correspondent, Sam Murray, to sneak around. Seems Shelly has plans to add 1000 rooms to The Sands and, get this, tack on a convention center bigger than Las Vegas' own! It could happen. The Las Vegas Convention Center's West Wing was a TIG project. What's next? Stay tuned.

Down the road we found Stellar Computer, John Poduska's latest baby. Dr. Poduska founded Prime Computer and Apollo Computer. His latest claim to fame is the Stellar Graphics Supercomputer Model GS1000, a highly parallel machine that marries analytical muscle with strong graphics abilities. The GS1000 is sort of an "oomph and oohh" combination that Stellar markets as a "new class of computer." We concur. Stellar's niche is neither mainframes nor graphics workstations, but a wide range of technical computing applications normally implemented on either or both. The company's strategy is to offer users a buffet instead of requiring them to choose from columns A

or B.

The GS1000's specs are impressive. It is a 64-bit machine capable of 20-25 Millions of Instructions Per Second (MIPS) and peak rates of 40 double-precision Millions of Floating Point Operations Per Second (MFLOPS). But what really impressed us was the GS1000's balanced architecture, which brings more power to the application than many other systems with the same or better raw numbers. The GS1000 uses a Synchronous-Pipeline Multiprocessor (SPMP) to support its Chinese-buffet claim.

The SPMP consists of three proprietary application-specific integrated circuits, one each for executive-level, multi-stream processing; vector floating-point calculation; and graphics rendering. The SPMP modules work in parallel and communicate with each other, memory, and I/O via a high-speed (1.28 Gbytes per second) system bus that Stellar calls its DataPath (DP) facility. The combination of tightly coupled SPMP and high-bandwidth DP avoids most of the bottlenecks associated with multiprocessor systems, particularly processor-to-processor and processor-to-memory transfers. Main memory is 16-128 Mbytes of DRAM, including a 16/32-plane virtual pixel map (a flexible windowing approach borrowed from workstation architectures that apportion main memory into sets of dynamically reconfigurable frame buffers), and 1 Mbyte of cache SRAM, an unusually high proportion of cache to main memory. Three VME buses are used: two for internal I/O and one for external use. Another user-accessible bus is provided by a built-in, Intel SPC/386 used for diagnostics and console control. Essentially an IBM-compatible, the 386 subsystem offers access to PC-DOS and AT boards—a nice touch.

The GS1000's software architecture is similarly impressive. Stellar's "Stellix" OS is based on UNIX V. 3 with Berkeley extensions. Most important of the Stellar-provided enhancements is a process-construct translator for the Multi-Stream Processor that addresses a major concern of parallel architec-

tures: breaking up the instruction stream into "threads" for concurrent (parallel) execution. Early attempts at parallelism often expended so much of a computer's resources to that task that no benefit was attained unless the application remained fixed. Stellar claims its compilers not only "spin" threads efficiently on the fly, but spin them finer. That is, Stellar's software generates four separate streams of finely granulated object code not only from loops, but from source sequences it recognizes as most efficiently handled by one or another of the SPMP's pipelined processors. Where desired, the programmer can fine-tune this process further, or initialize the system as a loosely coupled machine.



Stellar's "StellarVision" graphics environment extends its balanced approach to proprietary architecture and open access by building on standard tools where possible. These include PHIGS+ for 3D rendering and MIT's X Windows V. 11. The programmer who demonstrated the GS1000 to us had no problems when downloading preprocessed graphics and raw datasets from Sun and Digital Equipment Corp. systems; tiling, overlapping, and zooming windows; and rotating, shading, and sequencing images. Stellar claims a rendering capability of 150,000, 100-pixel, Gouraud-shaded, Z-buffered triangles per second. The results of this power as viewed on a 19-in., 32-bit-per-pixel screen are very impressive. It's also guaranteed to ruin your day if you work regularly with an EGA.

Stellar's agreements with software suppliers now cover more than 30 application programs. Included are popular packages for electronic engineering design (UC Berkeley's Spice), chemistry (Polygen's Quanta), math (Linpak routines from Argonne National Labs), and packages for mechanical, geophysical, fluid dynamics, image processing, and animation applications. By late April, Stellar had almost a dozen systems with orders for another 75. The company expects to be in full production by late spring. Prices for GS1000 configurations start at \$100,000.

Part of a continuing series of Bomb Squad Field Updates

DATA TIME BOMBS

& FAMOUS LAST WORDS



“Correctly synchronized clocks are essential in computer networks to make sure that all machines do the right thing at the right time... Time Source makes it a snap to synchronize computers...”
Business Week

Famous Last Words:

“Who cares whether the computer is set to exactly the right time, or whether my network is synchronized? Time is relative. Plus or minus five minutes, an hour, even a day.”

Time is relative only if you're Einstein. The non-physicist above is about to get a lesson in the absolute value of time, because he just set his computer to the wrong time and blew three weeks of accounting data. The point of this ad:

If you don't have a perfectly dependable time source connected to your computer, brace yourself for an explosion. Data time bombs are waiting to blow your operation sky high. Which is why you should take advantage of a special, limited-time offer to order our uncorruptable, tamperproof Time Source™ products for your computer — accurate within 4 milliseconds of Coordinated Universal Time, the world time standard, as broadcast continuously by the National Bureau of Standards.

WE'RE SURROUNDED BY BELIEVERS


Since we introduced our Time Source products last year, two of the “big eight” accounting firms are now auditing clock integrity. And our customers, some of whom surround this ad, have

recognized the importance of correct time. Why?

- Because unsynchronized computers lower manufacturing efficiency, and wrong system clocks guarantee payroll errors and re-runs.
- Because unsynchronized computer networks are inefficient and write old files on top of new ones, or won't allow important transactions (ie; funds transfers) between systems with suspect timestamps.
- Because computer operators don't always remember to switch to daylight-saving time, and the wrong time means customers are billed at incorrect rates.
- Because you, the computer user, need a time stamped audit trail for legal and accounting purposes.
- Because you want to eliminate clock tampering, the most common method hackers use to fool computer security and give themselves free time.

“I only act like 'Goober.' It's easy to see that Time Source technology can save more than just money.”

George Lindsey, actor and businessman. Plays “Goober” on the Andy Griffith Show.



WHEN WAS THE LAST TIME YOU GOT BLASTED?

Every single time you get blown up by a data time bomb, it probably costs you more than the price of a Time Source unit.

Go on down to your own computer room and ask around. Who sets the system clock? Have you had to re-run a month's work because some goober inadvertently entered the wrong month or year? Ever had a security problem? How much more efficient and error-free would it be if all systems clocks were automatically and continuously synchronized?

THE NEVER-SET-YOUR-CLOCK-AGAIN \$1495 LIMITED-TIME OFFER

Order our Time Source now and receive PC software free!* Micro-VAX price only \$1495. For other models and network software, please call for prices.

Call 800-338-PSTI (or 800/638-TIME in CA) today. Before your time runs out.



PRECISION STANDARD TIME, INC. *Time is more than just money.*



PRECISION STANDARD TIME, INC.

105 Fourier Avenue • Fremont, California 94539

- I have a data security problem.
- I have a network synchronization problem.
- I have a _____ problem.
- I want to remind every single person who comes into my office about the importance of correct time.

Send me a Time Source™ today. Attached is my business card or letterhead and a check or purchase order for \$1495** (CA residents add 7% sales tax.) I understand I have an unconditional, 30-day moneyback guarantee.

*Offer is for a limited time only. **We also accept VISA & MC over the phone.

ABS Inc. • Alaska Turnout Warning Ctr. • Allied Broadcast Equip. • Apollo Computers • Associated Press • ARAT • ARAT Bell Labs • ARAT DPCT • Audio-Tool Technology • Bally Systems Div. • Brand, Jerry • Bridge Data Co. • Buckley Pipeline Co. • Burrage Wellcome Co. • Business Labs, Inc. • Cal Tech Sublimator/Densitometer • Calli • State of • CBS Translating • Columbia Chemical Co. • Chevron Research Ctr. • Children's Hosp. • Cleveland Electric Illum. Co. • Cedar Tech, Inc. • Computer Methods, Ltd. • Cori Edison • Corridor Electronics • Corporate Syst. Group • Crystal Tech. • Cybertech Corp. • Dayton, City of • Dept. of Conservation • Digital Equipment Corp. • Dow Chemical • Eagle Signal Control • Eastman Kodak Co. • Econolle • El Dupont de Nemours & Co. • ESE • Femilab • Ford Aerospace & Communication • Gammatronix • General Highway Prods., Inc. • Generation Technol. • Geomation • GTE Products Corp. • G.A. Technol. • G.E.O. Operator Corp. • Henley, Vincent E. • Hewlett Packard • JHK & Assoc. • KET Radio • Kinematics/Truetime • KTYT Radio • LAC-USC Medical Ctr. • Lake Worth UHI's, City of • Lawrence Livermore Labs • Latch Video • L.A. County • Lukens Steel • MacMillan Bloodlet • Manufac. Hanover Trust • Martin Marietta Energy Syst. • Mason & Hanger-Silas Mason Co. • Micrologic • MIT • Mitsui Computers • N.Y. State Dept. of Transp. • Nevada Industries Corp. • Pacific Bell • Pq & Co. • Packard Electric • Dasec Graphics • Rada, Inc. • R. D. Perry • Sandia National Labs • Santa Clara, County • Silicon Tech., Inc. • Shell Dwell Co. • Silicon Graphics • Simplex Time Recorder • Sison • So. Calif. Edison • Spauldinger Science Inc. • Standard Laser Assoc. Ctr. • Standard Science TTM • Tye Technology • Univ. of Texas at Austin • Univ. of Western Ontario • U.C. Berkeley • U.S. Geological Survey • VM Medical Ctr. • Western Gear • Whelan Science Mission Hq. • WMC, Inc.



Object-orientation and images: Keeping up with improving output devices

If it has done nothing else for us, image processing has been a catalyst (perhaps the most significant one) for low-cost desktop publishing. Creating raster images that have smooth edges and meet the needs of quality phototypesetting is no mean feat. And, as output devices improve in resolution (with 300 dots per inch [dpi] being a benchmark for the minimum acceptable resolution), image processors have to keep pace.

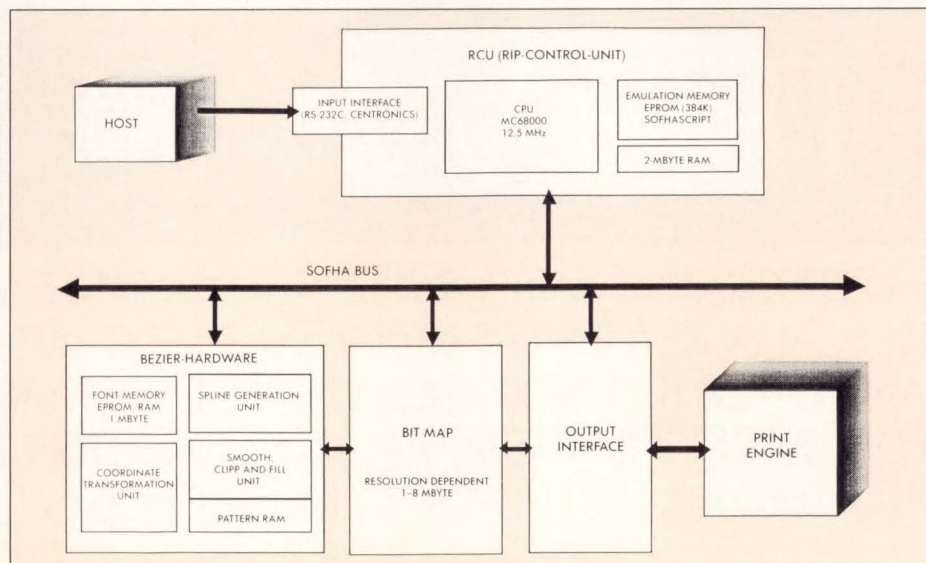
The Right Crayons

Every object we see is a collection of smaller objects. Typically, we think of an image as a collection of dots—pixels. But, as resolutions increase, manipulating all those dots becomes progressively more cumbersome. The solution to this problem is to eliminate our fixation with pixels; we must treat the image as a collection of well-understood and predefined objects that are dense pixel constructions.

Object-oriented hardware and software allow the construction and manipulation of a sophisticated image rather than a collection of individual pixels. Not only are the objects more easily managed by the software, but the amount of data required is reduced tremendously when compared to a bit-mapped image. Data reduction means faster response time, even with high-resolution, raster images. The objects themselves are stored in a uniform format, such as a bit map, but the displayed image consists of the object as modified by pointers and parameters.

For a German firm, SOFHA GmbH, the right objects are splines. More specifically, Bezier splines. The company's object-oriented SOFHA-RIP (Raster Image Processor) converts digital data into 11th-order Bezier splines. Any image this hardware creates is a collection of these splines. A straight line, for instance, is quite simply a first-order spline. To create a more complex image, such as a character in a specific typeface, an assortment of splines form the inside and outside outlines.

SOFHA claims that choosing



Figure—Converting digital images into splines, the Bezier hardware eliminates the need for coordinate system parameters and relies on end points. The bit map is the resolution-dependent portion of the circuit, and the Raster Image Processor (RIP) system creates an image that the output device can handle, whether it produces 300 or 3500 dpi.

splines frees the systems from dependence on the coordinate system. To describe, transform, rotate, or scale an object, the system only has to recalculate the control points.

The SOFHA system architecture (see Figure) could be used in almost any laser printer and supports 2000-character-per-second output of 600-dpi characters—adequate for 25-page-per-minute output. The RIP hardware produces an appropriate image—one of the correct resolution to match that of the actual print engine—in the 1-8 Mbytes of bit map.

The RIP firmware provides printer emulation, object handlers, and an interpreter compatible with Adobe Systems Inc.'s PostScript, although the hardware will also work with any other Page Description Language (PDL).

Role of the PDL

Having an on-board PostScript interpreter may be the key to long-term success for any image-processing vendor. Interestingly, what is happening is that among the image processing sys-

tems, the PDL, and the PDL tools, vendors are creating multiple (nested) layers of object orientation. Consider that now a character is interpreted by the PostScript PDL as one item in a set of objects (a specific character in a specific font), which the laser printer interprets as a set of objects (such as the Bezier splines, along with parameters to define their presentation).

As image-output devices improve, such RIP architecture will continue to serve well. New implementations of PDL, such as Adobe's new Display PostScript, look promising because they more tightly couple the PDL and the output device.


For additional information about the products discussed in this article, please contact the company directly or circle the appropriate reader service number.

Adobe Systems Inc.
1585 Charleston Rd.
P.O. Box 7900
Mountain View, CA
94039-7900
415-961-4400
Circle No. 101

SOFHA GmbH
Gustav-Meyer Allee 25
D-1000 Berlin 65
West Germany
030-469-4695
Circle No. 102

FAST, SMART STORAGE SUBSYSTEMS**MOVE DOWN
THE WIRE**

INCORPORATING FAST WINCHESTER DISK DRIVES, WRITE-ONCE OPTICAL, AND A BAKER'S LIST OF MAGNETIC TAPE, DISK, AND OTHER TECHNOLOGIES, STORAGE SUBSYSTEMS ARE LOOKING MORE LIKE STANDALONE COMPUTERS THAT ARE ATTACHED VIA NETWORKS TO MULTIPLE HOSTS



by the HC/WG Laboratory Staff

Application requirements are placing greater demands on the storage element of computer systems, and the most current storage subsystems reflect the need for fast, high-capacity storage. But, speed and capacity are only part of the story. Indeed, what we at HC/WG Labs have found is that storage subsystems, traditionally designed to tightly couple to a host system, increasingly are moving farther away from the host.

The impetus for such change is the network. Within the Digital Equipment Corp. environment, making use of the network is paramount. In fact, we're seeing networks expanding into multi-vendor, multi-CPU areas (see "Report: 2 Multi-Vendor System Extensions Take a Big Byte Out of the VAX," *Hardcopy*, page 32, February 1988). But distancing the storage system from a single host and allowing multiple users or systems to share isn't DEC's province alone.

The previously mentioned article described how Macintosh computers are being aggressively incorporated into DEC systems. Some packages allow the VAX to see the Macintosh transparently as simply another process,

while others let the Macintosh user select the connection to the VAX using the Mac's icon list—just as with any Mac application. Other vendors are using similar means to incorporate IBM PCs into their networks.

This transparency applies to mass storage as well as interconnections of processors (Figure 1). Many mass storage subsystems are being targeted at PC and Macintosh users. As these small systems are incorporated into networks, their increased memory capacities become available to the network, too. Thus, local storage subsystems, although connected directly to one particular machine, are no longer local when that machine is connected to a network—any system on the network can get to the information.

This form of connection and access has blurred the distinction between mass storage subsystems, traditionally located near and accessible to a single host, and the file servers used by Apollo, Sun, and local area network builders. Traditionally, files stored on a host's subsystem could only be transferred to the storage system of another system through RS-232 or other connections. File servers, however, provided transparent access to files by any

system on the network. With transparent interconnection, this distinction is fading.


In this report, we're going to give an overview on how the various technologies, from tape to optical disk, are being combined with intelligent interfaces to create the latest storage subsystem designs. We'll also look at how software control of these systems is being managed by operating system vendors.

A Quick Look


The changes and advances in storage technology are occurring at breakneck pace as new developments let one technology leapfrog the other in speed and capacity. A brief look at the various technologies in use today might be useful.

Magnetic media has been the standard for decades—for both tape and disk storage. The time-honored method of increasing capacity is to add disk drives. Plessey Peripheral Systems continues that tradition with its Ples-

Coordinated by Ed Teja, responded to by Terry Davis, Bill Brent, and Richard Steincross, Senior Respondent—Hardware.



Microscopic crosshatches that make the platinum surface of Plasmon's WORM disks resemble the surface of a moth's eye actually provide an ideal surface for optical recording. *The cross-hatching improves light absorption; when the drive writes data on the disk, the laser gasses away the crosshatches, leaving a highly reflective area of smooth platinum. The high contrast between the crosshatched and smooth areas furnishes an easily readable encoding with lower noise levels. The ME (for Moth eye) series 5.25-in. disks range in capacity from 200 to 800 Mbytes.*



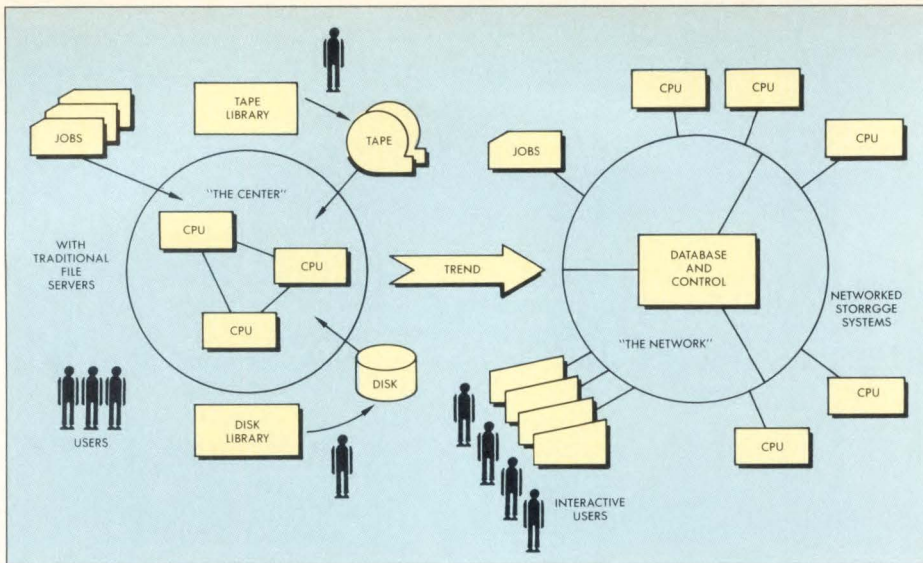



Figure 1—Transparent connections mean that a host can deal with the mass storage on a PC as if it was local storage. Thus, mass storage devices and file servers become indistinguishable.

sey Modular Subsystems. Plessey's 12-Gbyte subsystem consists of 20, 5.25-in. drives.

Other subsystems tend to furnish some specialized benefit, such as caching, over sheer capacity. MDB Systems Inc. offers subsystems that address operation in severe or hostile environments. For example, MDB's Data Shuttle 2000 provides as much as 760 Mbytes of storage in two shock-isolated disk canisters. The rack-mounted unit costs from \$5,115 to \$15,950, depending on configuration.

But now, we also see that the physical size of data storage systems continues to grow smaller, the electronics smarter, and the media capacity greater. Technological advances in recording surfaces, tape substrates, and drive mechanics continue to increase the bit density of tape media. Capacities in excess of 1 Gbyte on a .25-in. data cartridge are predicted for the near future (see "Striving for 1 Gbyte of Storage in a .25-in. Data Cartridge," *StorAGE*, page 6, March 1988). So, even though magnetic tape has been with us for a while, it's far from reaching its limits.

continued on sector 36



File-access controllers allow multiple hosts to access multiple drives. The Strategy 1, for example, from Maximum Strategy, combines a variety of drives to provide peak performance burst load data transfers of 32 Mbytes per second and 32-Gbyte storage capacity and then makes all information accessible to any host system by filename.

DEVELOPING A HIGH-END SUBSYSTEM

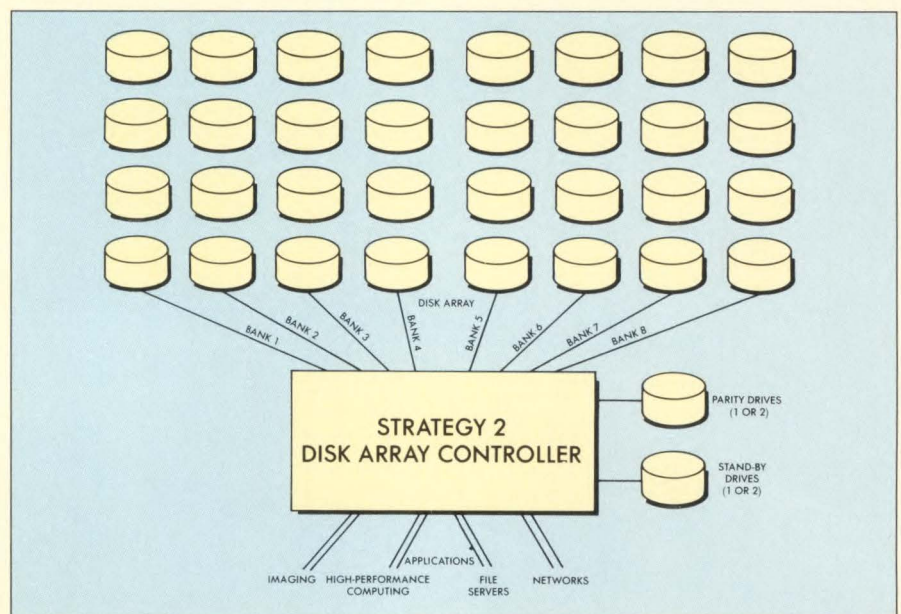
The way a subsystem is configured to accommodate the various storage options tells you a lot about the system considerations. Some configurations aim for more performance, using high-speed drives (such as Fujitsu America's parallel-transfer drives) and optimized device interfaces. Other subsystems are designed more for reliability and fault tolerance than performance. Some subsystems are designed for both.

Maximum Strategy Inc. has just introduced its Strategy 2 Disk Array Controller. The name Disk Array tells a lot about the controller. Enhanced Small Device Interfaces or storage module drives are configured in banks (see Figure), with each array containing as many as four disk drives. The result is as much as 32 Gbytes of disk storage. And speed? The controller accommodates sustained data-transfer rates of 20 Mbytes per second, with burst rates at 40 Mbytes per second.

The price is a bit steep for many

applications, however. Controller configurations start at \$22,000, which is fine as long as you're developing a so-

phisticated system that requires a high-performance, high-capacity file server or image storage. ■



IBM displays are getting attached to DEC, Data General and Prime® computers.

The fact is, IBM® 3151 ASCII displays are getting attached to all kinds of multi-user systems. It's not surprising. IBM 3151 displays are inex-

pensive both to buy and own. Model 160 starts at \$399*, including one-year warranty. Other models are available with a 3-year warranty. Add an IBM Maintenance Agreement, and you'll get five years of IBM service for just \$54.

The 3151 family of displays provides most of the popular emulations compatible with DEC,™ Wyse,® Data General,™ TeleVideo® and more. Models 310 and 410 utilize unique cartridges which provide additional capabilities: auto dial, PC compatibility and concurrent dual host connectivity.

IBM ASCII displays are everything you'd expect from the company that ships more terminals than any one. All models are equipped with high-quality IBM keyboards, designed for use with your ASCII applications. Non-glare 14" flat screens in green or amber/gold provide crisp character resolution.

How can you get attached to an IBM ASCII terminal?


For a free brochure and to find a distributor near you, call 1-800-IBM-7257 ext. 84. Or call your IBM Marketing Representative.



Model 110/160



Model 310/360




Model 410/460



*This is IBM's single unit price for a purchase from IBM exclusive of taxes and shipping. Dealer prices may vary. Price is subject to change without notice. Prime is a registered trademark of Prime Computer, Inc., Natick, MA. Data General is a trademark of Data General. Wyse is a registered trademark of Wyse Technology. TeleVideo is a registered trademark of TeleVideo Systems, Inc. DEC is a trademark of Digital Equipment Corporation. IBM is a registered trademark of IBM Corporation. © IBM 1988.

CIRCLE 443 ON READER CARD



Combining half-height Winchestersters with 20-Mbyte removable Winchestersters for backup, Ricoh Corp.'s Mass Storage Systems let you configure the computer's storage system internally or externally. The system supports either ST-506 or SCSI disk drives to accommodate the system's price and performance requirements.

continued from sector 34

Another magnetic tape technology that is driving capacity standards is helical scan. Using standard videotape cartridges and off-the-shelf drive components, helical-scan tapes achieve capacities and bit densities unheard of a decade ago. For instance, Transitional Technology Inc.'s CTS-8 Cartridge Tape Subsystem records 2.3 Gbytes on a standard 8mm videocassette. This capacity, in fact, represent the norm. Exabyte Corp.'s EXB-820 also features 2.3 Gbytes on a 360-ft. cartridge using a Small Computer System Interface (SCSI) interface.

In the magnetic disk arena, as with other media, there have been dramatic capacity increases as units have become more compact. Recent Winchester drives record data at densities in excess of 40 million bits per square inch, whereas high-capacity floppies reach densities of up to 1.2 million bits per square inch. While quite a contrast exists between these two numbers, both

continued on sector 38



One way that backup subsystems can pace subsystem capacity increases is with helical-scan technology. For instance, Megatape Corp. offers cassettes with 500- and 750-Mbyte capacities.

EXPERT SYSTEMS: THE KEY TO TOTAL DRIVE AVAILABILITY?

BY DAVE VARNER, Service Marketing Manager, Digital Equipment Corp.

As applications become increasingly data intensive, data reliability becomes more important than ever before. Today, in environments where applications are mission-critical, downtime can cost a million dollars a minute. Downtime can mean that a major financial institution is unable to return money it borrowed for the day and must pay interest on the float overnight. Downtime can mean that highly paid scientific technicians fail to collect all of the data from a costly, real-time technical experiment. Even in less critical situations, downtime can mean that hundreds of office workers must remain idle while repairs are made.

In the past, the storage or information management industry has re-

sponded to the issue and implications of downtime by focusing almost exclusively on the hardware elements of drive mechanisms and their design. This focus has, in fact, produced highly reliable drives. Improved head mechanisms, improved servo-motor designs, better head retraction systems, advanced metallic coating processes, self-calibration systems, and hundreds of other advances have made today's highly reliable disk drives possible. As a result, today's user can generally expect a hard disk drive to achieve a Mean Time Between Failure (MTBF) of 40,000 hours or more. Not bad, but is it good enough?

If it isn't good enough, what else can be done to improve disk reliability even further? The answer, in part, is that we know an MTBF of 40,000

hours isn't good enough. Even if the industry were able to double the reliability (as it eventually will) and obtain a very high MTBF of 80,000 hours, major computing system users could statistically expect about one drive failure per month. As good as that may sound against the statistics of just 5-10 years ago, most major corporate users aren't satisfied. Considering the costs associated with even a short period of downtime or a small loss of data, who can blame them.

In addition, many technical manufacturing and drive design experts doubt that quantum gains in drive reliability can be readily obtained in the near future—not, at least, within traditional price-performance guidelines that indicate that users are reluctant to pay significant cost premiums for fractional reliability advances. After all, if money were no object, users concerned with data integrity and storage reliability would opt for volume shadowing—that is, an on-line duplicate of all data storage—and thereby

continued on sector 38

AMAZING PDP-11 MIRACLE REVERSES THE AGING PROCESS.

*Now your PDP-11/04, 24,
and 34 can perform
like kids again.*


You can increase system performance by up to 300%, thanks to the miracle of the QED 11/90 CPU upgrade. It will improve your memory, too. The QED 11/90 can address 4 Mbytes of memory and comes standard with a 16K cache, so its J-11 processor can run flat out. That'll mean a real performance boost if your PDP is configured as a multi-user system.

Your software is safe, too. Our CPU upgrade is 100% compatible with your existing applications and peripherals. It even supports floating point operations.

Surprisingly, the QED 11/90 can be installed in any PDP-11 in just a couple of minutes, because it fits all existing CPU's with no backplane changes.

All of this comes with a one year warranty and nationwide on-site service (overnight replacement available). Best of all, it's thousands less than the competition.

*And you thought your
PDP-11's were
getting senile.*




225 RIVERVIEW AVENUE WALTHAM, MA 02254-9025 TELEPHONE: 800-237-1185 IN MA 617-647-3800

CIRCLE 429 ON READER CARD

Quickware and QED are trademarks of Quickware Engineering & Design, Inc. PDP, J-11, and Unibus are trademarks of Digital Equipment Corporation.

QED QUICKWARE
ENGINEERING
& DESIGN, INC.



Subsystems that can play large numbers of optical disks, much in the same way that a jukebox plays records, afford extremely high storage capacities. The Cygnet Systems Inc. 5000 Series relies on as many as 32, 5.25-in. optical disks and can change optical disk cartridges in four seconds.

continued from sector 36

present challenges to the industry to reduce the number of flaws in the media and institute handling procedures for those that do occur. This challenge will continue as capacity demands increase.

Bernoulli technology is finding its place midway between floppy and Winchester technologies. Essentially a flexible disk mounted in a rigid cartridge, Bernoulli disks use the venturi effect of an air stream created by the rotating disk to maintain a cushion of air between the head and the media. These drives achieve densities near the middle of the floppy-to-Winchester range.

Removable Winchester disk cartridges have also come into their own, combining the speed of the Winchester drive with the portability and expandability of the floppy disk.

continued on sector 41

continued from sector 36

gain access speed advances in the bargain.

Obviously, both users and drive manufacturers want to keep the cost per megabyte for disk drive products as low as possible while attaining 100% reliability. Impossible?

It is impossible, at least in the near term, if the reliability focus remains limited to the drive itself and its moving parts. It has always been a natural law of science that moving parts wear out. Friction will ultimately damage even the most reliable products. But you can attain much short-term success if you begin to look at reliability from a different angle—and thus find ways to make downtime a thing of the past.

First of all, some redefinition of terms and subtle new understandings are required. For example, there is true reliability and there is perceived reliability. If you never experience a failure in a device, there is a high degree of perceived reliability in the device and it may not necessarily mean that true reliability has been improved at all. What has been experienced is an increase in availability.

Next, we should be careful to clearly identify the real issues surrounding drive reliability. Is the average user, for example, really interested in whether or not a disk drive offers a 40,000- or an 80,000-hour MTBF? While MTBF is important, it seems clear that the user is much more interested in ensuring that data is always accessible.

So, if you turn the focus to availability and aim toward eliminating downtime caused by drive failure rather than continuing to aim for eradication of the forces of friction, you may be able to overcome problems previously believed to be insurmountable or just too costly to fix.

This focus on availability reflects the general thought process that evolved at Digital Equipment Corp.—the possibility of a software solution to the issue of downtime. For, if downtime can be reduced—or even eliminated—availability can be increased more rapidly than raw hardware reliability breakthroughs.

The “focus-on-availability” approach begins with the awareness that many years of experience with computer systems—and disk drives in particular—have made drive designers, manufacturing experts, and service representatives quite familiar with symptoms of disk drives that signal impending problems or failure. During this time, the software industry has evolved several novel approaches for gathering, programming, and making practical use of *expert systems*—computerized programs built on or around the knowledge of one or more human experts. These programs can take advantage of the human expert’s specialized knowledge, acquired from many years of training and experience.

Specifically of interest here are the human expert’s predictive capabilities. An experienced physician, for instance, can rather accurately tell

you whether or not your mild cold will turn into a severe case of pneumonia. An experienced drive technician, closely watching the behavior of a drive over some period of time, can fairly accurately predict whether or not a user should take the precaution of moving the drive off-line. This predictive capability forms the basis for the expert-system-based approach to forecasting whether or not a particular disk drive is developing problems.

Till now, the process has been evolutionary. It began with an expert system designed to monitor the health of a computer’s major components, such as CPU, memory, and network, as well as drives and subsystems, but, in its latest iteration, DEC’s VAXsimPlus, one expert system, has evolved to include the ability to take action when it recognizes impending drive failure.

Here’s how it works. Acting as storage-system monitor, located either on-site or anywhere in the world, the expert-system-based approach continuously tracks system activity and alerts users to potential problems before a system interruption or data loss occurs. Usually, VAXsimPlus can automatically invoke precautionary procedures such as automatic copying of data from a suspect disk. One central monitoring location can monitor a single DEC system, a VAXcluster, or an entire DECnet network.

On one hand, the expert-system-based approach involves nothing more complicated than having VAXsimPlus monitor system and periph-

continued on sector 40

THE NEW MASTERMIND OF MONITORING



All product names are registered trademarks of their respective manufacturers.

Now you can gain the advantages of multiple system monitoring and control from a single location.

Maintech introduces "Master Console," an innovative product from Volt Delta Resources that can streamline your operation and effect major savings.

With Maintech's "Master Console" you can monitor and control up to 8 DEC processors from a single location. Through a dynamic windowing process, "Master Console" creates a scrolling mini-terminal for each processor, all on a single high resolution monitor. The immediate benefit to management: centralized control, elimination of stored console logs and huge gains in individual productivity.

Other cost efficiencies are gained by eliminating the space requirements and clutter of consoles and console printouts on the computer room floor. Equally impressive, "Master Console" lets you archive your console logs on tape and prints out what you want to see.

Other features:

- Supports PDP, MicroVAX and VAX systems
- String search for user defined critical messages
- Audible and visual alarm and prioritized error reporting
- Concurrent local console operation
- Tiled windows and special purpose function keys
- Console log with scrolling, historical archive and restore

For your convenience, hardware leases and purchase plans are available.

"Master Console." Another powerful product from Maintech, the innovative leader in the independent service marketplace.

MAINTECH
GUARDIAN MAINTENANCE SERVICES
A DIVISION OF VOLT DELTA RESOURCES INC.
1 800-426-TECH
1133 Avenue of the Americas
New York NY 10036
212 827-2600
A VOLT INFORMATION SCIENCES COMPANY

CIRCLE 408 ON READER CARD

continued from sector 38

eral activity. But VAXsimPlus also gauges the relative importance of certain system-wide events. For example, if your car squeaked a bit all the time, a small noise wouldn't concern you. On the other hand, if your car had a history of riding noiselessly, you would pay much more attention to the first occurrence of squeaking and look for other indications of possible trouble. This, in a simplified way, is exactly how VAXsimPlus operates.

In terms of storage, if the VAXsimPlus expert system recognizes other warning signs or determines that the collective occurrence of certain events spells near-term trouble—based on hundreds of man-years of experience built into the product—dynamic disk reconfiguration occurs automatically. Before the suspected drive causes any downtime and before any data is lost, the system steps in.

This means that, even if the drive isn't able to deliver that 80,000-hour

MTBF in the near term, users need not be concerned. They may not even be aware of true drive reliability, in absolute terms. What users will notice is the dramatic decline of costly system shutdowns due to drive failures. Financial losses and data losses that happened when drives failed before trouble was detected may be relegated to technological folk stories that will be recounted when speaking about the "good old days."

continued on sector 42

Additional information about the products or services described in this article can be obtained by contacting the company directly or circling the appropriate reader service number.

- | | | | | | | |
|--|---|---|---|--|---|---|
| Algo Inc.
9198-C Red Branch Rd.
Columbia, MA 21045
301-730-7442
Circle No. 112 | CREO
110 Discovery Pk.
3700 Gilmore Way
Burnaby,
British Columbia
Canada V5G 4M1
604-437-6879
Circle No. 122 | 800-222-EMC2
Circle No. 134 | lomega Corp.
1821 W. 4000 S.
Roy, UT 84067
801-778-1000
Circle No. 146 | Megatape Corp.
1041 Hamilton Rd.
Duarte, CA 91010-0317
818-357-9921
Circle No. 155 | Priam
20 W. Montague Expwy.
San Jose, CA 95134
408-434-9300
Circle No. 164 | Systems Industries
560 Cottonwood
Milpitas, CA 95035
408-432-1212
Circle No. 174 |
| American Digital Systems Inc.
75 Union Ave.
Sudbury, MA 01776
617-443-7711
Circle No. 113 | Cygnat Systems Inc.
601 W. California Ave.
Sunnyvale,
CA 94086-4831
408-773-0770
Circle No. 127 | Emulex Corp.
3545 Harbor Blvd.
Costa Mesa, CA 92626
714-662-5600
Circle No. 135 | Irwin Magnetics
2101 Commonwealth Blvd.
Ann Arbor, MI 48105
313-996-3300
Circle No. 147 | Meridian Data Inc.
4450 Capitola Rd.
Ste. 101
Capitola, CA 95010
408-476-5858
Circle No. 156 | Qualogy
2241 Lundy Ave.
San Jose, CA 95131
408-434-5200
Circle No. 165 | 3M/Optical Recording Project
223-5S 3M Center
St. Paul, MN 55144
612-733-2142
Circle No. 175 |
| Aquidneck Systems International
650 Ten Rod Rd.
North Kingstown,
RI 02852
401-295-2691
Circle No. 115 | Digi-Data Corp.
8580 Dorsey Run Rd.
Jessup, MD 20794
301-498-0200
Circle No. 129 | Epoch Systems Inc.
313 Boston Post Rd. W.
Marlborough, MA 01752
617-481-3717
Circle No. 136 | ISI
2768 Janitell Rd.
Colorado Springs,
CO 80906
303-579-0460
Circle No. 148 | Micro Design International Inc.
6985 University Blvd.
Winter Park, FL 32792
305-677-8333
Circle No. 157 | Qualstar Corp.
9621 Irondale Ave.
Chatsworth, CA 91311
818-882-5822
Circle No. 166 | Toshiba America Inc.
Disk Products Division
9740 Irvine Blvd.
Irvine, CA 92718
714-583-3150
Circle No. 176 |
| Aristotle Industries
200-6975 18th Ave.
Burnaby,
British Columbia
Canada V3N 4L1
604-522-9880
Circle No. 116 | DDC Pertec
20400 Plummer St.
Chatsworth, CA 91311
818-717-1767
Circle No. 128 | Exabyte Corp.
1745 38th St.
Boulder, CO 80301
303-442-4333
Circle No. 138 | KOM Inc.
145 Spruce St.
Ottawa, Ontario
Canada K1R 6P1
613-238-7766
Circle No. 149 | Micro Dynamics Ltd.
8555 Sixteenth St.
Ste. 802
Silver Spring, MD 20910
301-589-6300
Circle No. 158 | Quantum Corp.
1804 McCarthy Blvd.
Milpitas, CA 95035
408-432-1100
Circle No. 167 | Total Tec Systems Inc.
2 Gourmet Ln.
Edison, NJ 08837-2910
201-906-6500
Circle No. 177 |
| Aviv Corp.
26 Cummings Pk.
Woburn, MA 01801
617-933-1165
Circle No. 117 | Digital Equipment Corp.
Maynard,
MA 01754-2571
617-841-2419
Circle No. 130 | Filenet Corp.
3530 Hyland Ave.
Costa Mesa, CA 92626
714-966-2344
Circle No. 139 | LaCie Ltd.
16285 S.W. 85th #306
Tigard, OR 97224
503-684-0143
Circle No. 150 | Novastor Corp.
31828 Village Center Rd.
Westlake Village,
CA 91361
818-707-9900
Circle No. 159 | Ricoh Corp.
3001 Orchard Pkwy.
San Jose, CA 95134
408-432-8800
Circle No. 168 | Transitional Technology Inc.
1401 N. Batavia, Ste. 204
Orange, CA 92667
714-744-1030
Circle No. 178 |
| Brainwave
3400 Industrial Ln.,
Ste. 3
Broomfield, CO 80020
303-466-6190
Circle No. 118 | Distributed Logic Corp.
1555 S. Sinclair St.
Anaheim, CA 92806
714-937-5700
Circle No. 131 | Fujitsu America
3055 Orchard Dr.
San Jose, CA 95134
408-432-1300
Circle No. 140 | Laser Magnetic Storage International
4425 Arrowswest Dr.
Colorado Springs, CO
80907-3489
303-593-7900
Circle No. 151 | PACSTOR Inc.
983-B University Ave.
Los Gatos, CA 95030
408-395-8804
Circle No. 160 | Scientific Micro Systems Inc.
339 N. Bernardo Ave.
Mountain View,
CA 94039
415-964-5700
Circle No. 169 | UIS Ltd.
Apex House
4a-10 West St. Epsom
Surrey
England KT18 7RQ
03727-29655
Circle No. 179 |
| Cipher Data Products Inc.
9715 Businesspark Ave.
P.O. Box 85170
San Diego, CA 92138
619-693-7200
Circle No. 119 | Drexler Technology Corp.
2557 Charleston Rd.
Mountain View,
CA 94943
415-969-7277
Circle No. 132 | Hitachi America Ltd.
Computer Division
950 Elm Ave
San Bruno,
CA 94066-3094
415-872-1902
Circle No. 141 | Masstor Systems Corp.
5200 Great
America Pkwy.
Santa Clara,
CA 95052-8017
408-988-1008
Circle No. 152 | Perceptics Corp.
Pellissippi Corporate
Center
Knoxville, TN 37933-0991
615-966-9200
Circle No. 161 | Sony Corporation of America
655 River Oaks Pkwy.
San Jose, CA 95134
408-432-0190
Circle No. 170 | U.S. Design Corp.
5100 Philadelphia Way
Lanham, MD 20706
301-577-2880
Circle No. 180 |
| CMD Technology Inc.
3851 Main St.
Santa Ana, CA 92707
714-549-4422
Circle No. 120 | Eakins Associates Inc.
67 E. Evelyn Ave.
Mountain View,
CA 94041
415-969-5109
Circle No. 133 | ICI Electronics
Box 6 Shire Pk.
Bessemer Rd.
Welwyn Garden City
Hertfordshire
England AL7 1HD
0707-323400
Circle No. 142 | Maximum Strategy Inc.
160 E. Virginia St.
San Jose, CA 95112
408-275-1209
Circle No. 153 | Philips and DuPont Optical Co.
1409 Foulk Rd.
Wilmington,
DE 19803-0469
800-433-DISC
Circle No. 162 | Storage Concepts
1622 Deere Ave.
Irvine, CA 92714
714-852-8511
Circle No. 171 | Wespercorp
14511 New Myford Rd.
Tustin, CA 92680
714-730-6250
Circle No. 181 |
| Control Data Corp.
P.O. Box O
Minneapolis, MN 55440
Circle No. 121 | EMC Corp.
171 South St.
Hopkinton, MA 01748 | Innovative Data Technology
5340 Eastgate Mall
San Diego, CA 92121
619-587-0555
Circle No. 144 | MDB Systems Inc.
1995 N. Batavia St.
Orange, CA 92613-5508
714-998-6900
Circle No. 154 | Plessey Peripheral Systems
17466 Daimler Ave.
Irvine, CA 92714
714-261-9945
800-992-8744
Circle No. 163 | Summus Computer Systems
P.O. Box 820549
Houston, TX 77282-0549
713-589-9772
Circle No. 172 | Westford Disk Systems
P.O. Box 43
Carlisle, MA 01741
617-371-7015
Circle No. 182 |
| | | Integrated Automation
1301 Harbor Bay Pkwy.
P.O. Box 4004 | | Sylco System Communications Inc.
P.O. Box 838
Leominster, MA 01453
617-534-6499
Circle No. 173 | Winchester Systems Inc.
400 W. Cummings Pk.
Woburn, MA 01801
800-325-3700
Circle No. 183 | |

Optical Storage

One other major storage technology is the various optical devices available. Features of these devices include high-storage capacities, media reliability, and compactness. CD-ROM; Write Once, Read Many (WORM) disks; and optical tape are three of the most well-known optical technologies.

CD-ROM is at the edge of the storage subsystem category, since CD-ROM can't be written to. The media is prerecorded for distribution like its CD predecessors in the music industry, but the large storage capacity of CD-ROM makes it an ideal medium for distributing large volumes of data (one 5.25-in. disk can hold up to 600 Mbytes) that can be rapidly scanned to locate information. Because of this capability, CD-ROM is included in some multimedia storage subsystems, and we include it here.

WORM drives use media and read/write technologies similar to CD-ROM (although WORM disks are available in 12-in. diameter as well as 5.25in.). Once data is written, it's permanently recorded on the disk. This makes WORM disks ideally suited for archiving and data logging. Each side of a 12-in. optical disk can hold up to 1 Gbyte of data.

Like the WORM disk, optical tape is a write-once, read-many medium that cannot be erased, but has massive storage capacity. The Optical Tape Storage System from CREO can record 1000 Gbytes of data on a single reel of 35mm tape.

The credit-card-sized laser card is now receiving much interest, but projected applications fall into the same categories as other optical media. The laser card can be prerecorded to distribute information (like the CD-ROM), or can be used to write information for archiving and later retrieval (like the WORM disk and optical tape). But the prerecorded cards are more likely to be used for books-on-a-card applications, while the write-once cards will be used for personal medical and financial records.

None of the optical systems presently provides erasability, although such devices are under development and are promised for the near future. But non-erasability can also be viewed as permanent storage, and in many applications that is an advantage rather than a drawback.

Who Uses What?

No single-storage medium answers the needs of every system or every application; each medium has its stronger

and weaker points relative to the others. But, by capitalizing on the strengths, companies can create powerful storage systems. What some see as a weakness, or drawback, to a particular technology can become a strength in the right application.

Utilizing the unique strengths of each media technology is, in fact, the key to combining them into powerful and versatile systems. One sees the advantages of each more clearly by looking at the ways in which some of the available systems combine and apply the various storage technologies.

For archiving and retrieval applications, the permanence of WORM storage eliminates the possibility of overwriting critical data. DEC's first offering in this technology, the RV20 laser drive with its optical media, provides VAX users with a compact subsystem for archiving massive amounts of data. Each disk cartridge will store 2 Gbytes, with media life exceeding 30 years. The system performs like a conventional DSA tape drive and responds to standard VMS tape commands. To the operating system, it appears to be a random access tape drive.

It's Here!

Reflection 4 PLUS

Connectivity software featuring:

- ✓ Full VT240 and VT241 terminal emulation
- ✓ VT340 ReGIS graphics in 16 colors

With the same powerful features as Reflection 2 PLUS:

- ✓ Fast, error-free file transfer
- ✓ Free file transfer software for VAX and UNIX
- ✓ Background file transfer
- ✓ Low RAM requirements
- ✓ Powerful script language
 - Start programs from PC or VAX
 - Run script programs in background
- ✓ VT220 and Tektronix 4014 emulation
- ✓ Complete keyboard remapping
- ✓ Multiple LAT sessions for PCSA or RLAT users

PLUS option includes:


- ✓ Backup PC files to the VAX
- ✓ Popular LAN support

Investigate Reflection 4 PLUS, the first VT241 emulation software with 16-color ReGIS graphics emulation.

Call us now.

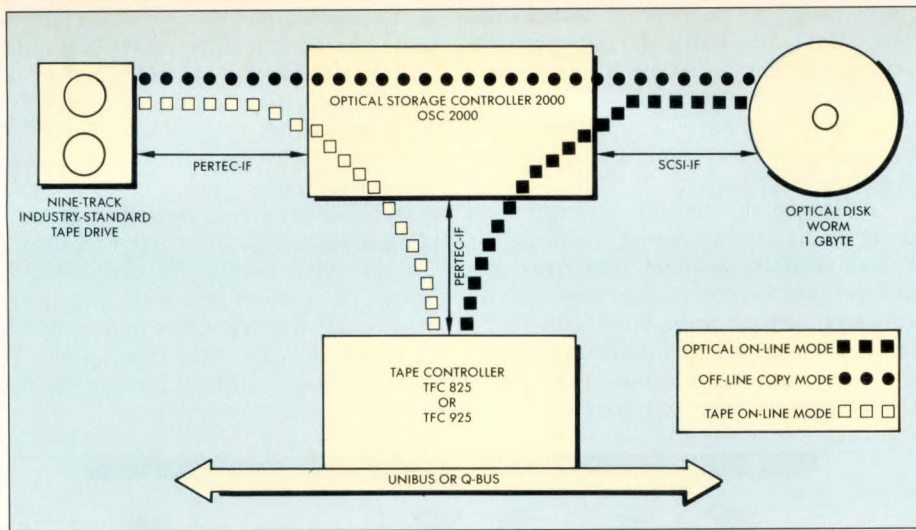
800-8PC-2VAX

(800-872-2829)

Walker Richer & Quinn, Inc. 

2825 Eastlake Avenue East
Seattle, Washington 98102

206-324-0350 FAX 206-322-8151 **CIRCLE 441 ON READER CARD**



Non-Erasable Media

Since no standards currently are set up regarding the utilization of optical storage, controversy exists about the best method of implementation. Should the disk be used to emulate a magnetic disk or a magnetic tape? Most storage system developers are finding that WORM drives are best suited to tape emulation, since disk controllers aren't easily adapted to the peculiarities of media that cannot be erased and rewritten. Vendors such as Aviv Corp. provide a subsystem that permits magnetic tape and WORM drives to share one controller (Figure 2).

Disk controllers are designed on the assumption that an older version of a file that has been rewritten now represents reusable free space. Since an old file can't be overwritten when an updated version is written to an optical disk, another level of control software must be added to intercept controller commands and convert them to operations appropriate to optical disks. Such operations must place a pointer in the file header that says the data in the file is old and directs users to the new version. This adds software overhead and creates longer access times, reducing throughput significantly.

One solution comes from KOM Inc. The company's Optifile provides drivers that route all writes to the next available sector on an optical disk and log the location of the latest version of each block. Thus, the WORM can emulate magnetic media (Figure 3), running VMS and RSX-11M-Plus.

Play It Again, Subsystem

The other solution to WORM disk usage involves the use of unique controllers that combine the rapid head positioning and data retrieval capabilities of the optical disk with the sequential nature of the tape drive. These

Figure 2—Tape controllers act as the system interface for both a WORM disk and a magnetic tape drive. The specialized optical controller then provides a link to the disk via a SCSI interface.

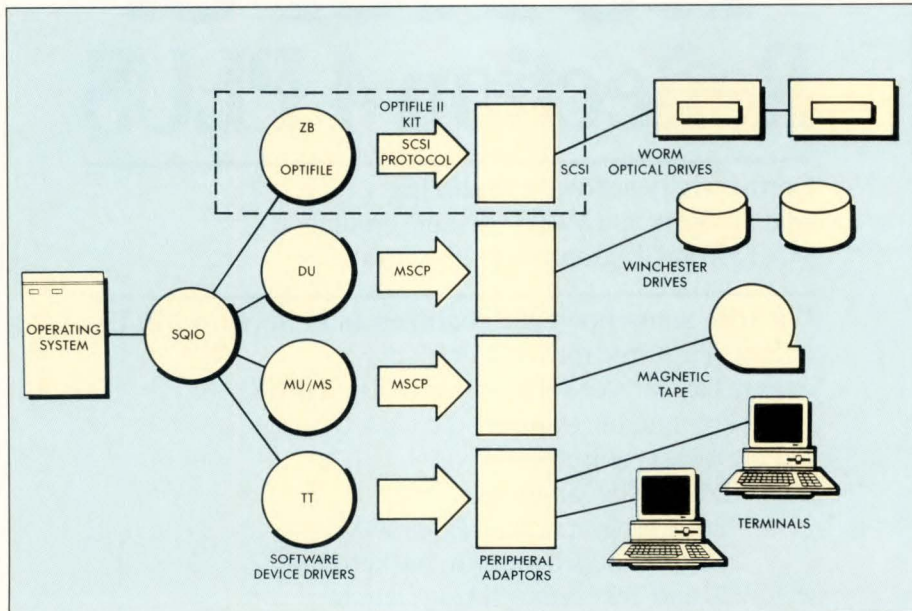


Figure 3—Emulating standard magnetic media, the Optifile II resides outside of the operating system as a separate device driver. The same driver handles both 12-in. and 5.25-in. media and drives from different vendors.

continued from sector 40

Ironically, perhaps, this improvement in hardware reliability is coming at the hands of a unique service capability. However, expert-based service solutions should not seem far afield to those professionals who are closest to information management systems.

In fact, many believe that today's information management systems are computer systems in their own right and tomorrow's total computing solutions may be driven by data and information management solutions. It is certainly clear that we've moved

well beyond the era of data storage systems as mere peripherals, when a drive failure can have such a critical impact on today's business organizations. Investments in information must be protected.

Computer system users demand data availability; that is, a system that continues to perform despite the presence of a fault. If failures can be predicted, the impact must be minimized or completely avoided.

Continuing to push the limits of hardware reliability will remain an important factor. Of equal significance will be the collective integration

of all technologies to create whole systems that users not only perceive to be more reliable, but that, in fact, are more reliable. Reliability affects a manufacturer's cost and service margins, too. Highly reliable systems are paramount to any computer company's success.

The industry must move from reactive service to predictive service and, hence, proactive service. Raw reliability must continue to increase, but 100% data availability must be the goal. Expert-based service technology will be critical to reaching this goal.

controllers write versions of files sequentially, as do tape controllers. But these devices, though they simulate such activities as tape rewinding, do so much more rapidly since the disk merely needs to move its head.

One example of this approach is the QLC-1000 optical controller offered by Qualogy. This device emulates the operation of a Tape Mass Storage Control Protocol device and connects SCSI optical disk drives from various makers to DEC computers. Like DEC's RV20, this controller accepts all standard tape drive commands from the DEC host. Both controllers allow daisy-chaining of multiple drives to provide access to up to 4 Gbytes of data storage at any given time.

Other systems utilize one or two optical drives while adding capacity to store and retrieve up to 20 optical disks under control of a local microprocessor. These optical disk storage and retrieval units, often referred to as "jukeboxes" due to their mechanical similarities to the old, familiar music devices, provide even greater storage and retrieval capacities without operator intervention.

Cygnnet Systems Inc. and OSI both provide such systems in the OEM marketplace. OSI's unit provides access to 32 or 40 Gbytes of data under program control. Cygnnet offers a 5.25-in. jukebox with up to 31 Gbytes of storage that can swap disks in eight seconds or less. The Cygnnet Series 1800 jukebox uses the larger, 12-in. disks and can be configured with up to five drives accessing up to 141 optical disks.

Specialized Solutions

CD-ROM units are finding their niche as well. Although these units are read-only, their compactness and large capacity provide an ideal means of distributing large amounts of data, text, and images. Hewlett-Packard has initiated a LaserROM information service that provides technical and support information on compact disks. By using drives that interface to IBM PC/ATs or HP's Vectra PCs, the technical information can be accessed regardless of main computer system availability. HP estimates that each LaserROM disk can store the equivalent of a 25-ft.-high stack of manuals.

The half-height form factor drive used in the LaserROM system is finding a home in other storage systems where the compact drive size allows CD-ROMs to be combined with tape drives, floppy drives, and Winchester drives of similar size, in combinations that can be tailored for individual system needs. The Fujitsu America subsystems for storage-intensive PC applica-

tions neatly package Winchester drives with backup tape cartridge drives. Other combinations becoming available include CD-ZOL units for information access (like HP's LaserROM service). And backup and audit-trail functions are increasingly occurring on write-once disks and helical-scan tape cartridges.

Selecting the Package

Storage subsystems are finding their way into all kinds of systems and networks, large and small, local and re-

note. These systems package virtually all available storage technologies, making them available to systems ranging from Macintosh to VAX. From the traditional close-to-the-host machines to systems with intelligent interfaces that can be positioned anywhere in a network to serve multiple masters, no perfect unit exists for all circumstances and needs. But, with the broad array of technologies, capacities, and speeds available, there are combinations better able to meet the specialized needs of increasingly complex applications. ■

BA123 Enclosure Capabilities... Plus

- ◆ Supports 5¼" and 8" (Fujitsu, CDC, ...) Peripherals
- ◆ Pedestal-Rackmount-Table Top Packaging
- ◆ 750 Watts With 75 Amps of + 5 VDC



SE102 System Enclosure

Three powerful reasons to use Dyna Five system enclosures when configuring MicroVAX II* and Micro 11 (LSI11)* systems... call or write for the complete list.

Dyna Five Enclosures

Model #	Enclosure Styling	Backplane Slots	Peripherals Supported	Power Watts
SE100 P/R/T	BA23	8 Slots	5¼" & 8"	360
SE101 R/T	BA11	8 Slots	5¼"	252
SE102 P/R/T	BA123	12 Slots	5¼" & 8"	750
PE100 P/R/T	BA23	None	5¼" & 8"	252
PE101 R/T	BA11	None	5¼"	252
PE103 P/R/T	Tray	None	8" Fujitsu	396

P-Pedestal R-Rackmount T-Table Top

Also available from Dyna Five...

○ Enclosures ○ Communications ○ Power Supplies ○ Backplanes ○ Q-Bus Expanders

If DEC doesn't have it, call Dyna Five.



CORPORATION



A GRADCO SYSTEMS INC. COMPANY ■ 7 Morgan ■ Irvine, CA 92718
(714) 770-2790 ■ FAX (714) 768-6939 ■ Telex 182736



DYNA FIVE LIMITED 39 Manasty Road ■ Orton Southgate ■ Peterborough
Cambridgeshire PE2 0UP ■ England ■ 0733-236-515 ■ Telex 32879

*Trademarks of Digital Equipment Corporation

CIRCLE 442 ON READER CARD

Sigma



Q-bus Compatible Boards One great performance after another

One great selection to meet your Q-bus needs:

Sigma MSCP Disc Controllers... include ST506, SMD and ESDI interfaces. The ST506 and SMD versions support two drives - the ESDI supports up to four drives. The SMD and ESDI versions allow each drive to have a different transfer rate. Both versions include 1MB cache, decreasing access time to 2.5ms. The SMD and ESDI versions also include automatic bad block replacement. All three versions include powerful WOMBAT utilities for off-line disk formatting and diagnostics. Each also includes command queuing, block mode DMA, six selectable base addresses, a multi-device boot, plus Write Protect circuitry.

Sigma Tape Controllers... provide performance equal to or exceeding

expensive reel-to-reel tape systems. The QIC2 controller provides 88MB of cartridge tape storage. The TK25 controller supports two CDC Sentinel drives and provides 68MB of storage.

Sigma Communication Boards... link more users to your system for less per line than DEC's equivalent boards. Sigma multiplexers support up to sixteen devices. Most boards feature selectable line parameters and individual baud rates. Sigma provides a flexible selection with RS-232C/RS-422 and modem or data leads only versions.

And More... Sigma also supplies multifunction boards, line printer interface cards, analog-to-digital converters, system and drive expansion chassis...PLUS customized engineering.

**Sigma
Information
Systems**

3401 E. La Palma Ave., Anaheim, CA 92806
(714) 630-6553 TLX 298607 SGMA FAX (714) 630-5417

For a brochure on Q-bus compatible boards, please call:

CA (714)633-0652	MA (617)938-6400	TX (713)690-8011
(714)771-7320	MD (301)921-8898	(214)790-2777
(408)241-3770	MN (612)435-6550	UT (800)521-3007
CO (719)528-8893	MT (800)521-3007	WA (408)241-3770
ID (800)521-3007	NM (800)521-3007	WY (800)521-3007

Belgium (02)7209038	Holland (01820)62911	Sweden (08)7680540
Denmark (06)848300	Italy (02)4459351	Switzerland (038)514353
Finland (00)52711	N.Zealand (09)590249	U.Kingdom (0372)378811
France (01)47862504	Norway (02)685230	W.Germany (02202)52042

REPORT 4: MICRO-TO-VAX OPERATING SYSTEMS, PART III

RT-11, RSTS, AND RSX:

PUTTING THE PDP-11 THROUGH ITS PACES

ALTHOUGH OFTEN OVERSHADOWED BY THE VAX, THE VENERABLE PDP-11 REMAINS A MAJOR WORKHORSE COMPUTER. THE HC/WG LAB STAFF EXPLORES WHICH PDP-11 OPERATING SYSTEMS OFFER SPEED, WHICH OFFER MULTIUSER OPERATION, AND HOW TO TELL THE DIFFERENCE.

by the HC/WG Laboratory Staff

Getting the most out of any computer often means picking the right software—starting with the operating system. Each of the PDP-11 operating systems has a heritage that suits it to differing operating environments.

RT-11

With RT-11, Digital Equipment Corp. provided a small, fast, single-user environment. Real-time and commercial markets found RT-11's combination of low cost and high performance to be a powerful reason to use it; its simplicity lets the programmer get the "closest to the iron" of any PDP-11 system.

With its emphasis on speed, RT-11 is sometimes compared to a racing car in that most of its design trade-off decisions were heavily weighted toward speed. Features that would slow processing were left out.

However, RT-11 is sometimes likened to a loaded gun—extremely easy to shoot yourself in the foot with—a surprise to anyone used to more restrictive environments requiring special privileges and programming incantations before the user encounters serious danger. The single-user nature and the speed of RT-11 usually make this potential danger acceptable.

RT-11 does have some optional,

more restrictive environments for those able to exist with the resultant reduced speed and capability.

The File System

Each disk volume begins with a directory area followed by the contiguous file space. Each file has a unique directory entry consisting of the filename, starting block number, blocks allocated to the file, the file creation date, and some file status bits.

RT-11's contiguous files make access fast and consistent. Once a file is open, the only overhead operation needed to reach a block in the file involves adding the block number to the starting block number to get a physical disk-block number. More complicated file systems that scatter parts of files throughout the disk require computation to determine which piece of the file contains the desired block.

The problem with a contiguous file structure is that you can't extend the file length easily. When a file is created, the user (or programmer) specifies the initial file-block allocation. Once the space for a file is allocated, the only way to increase the space allocation requires users to define a new, larger file area, copy the existing file into it, and add the new data at the end.

As files are created and deleted, a large number of small, unused areas tend to build on the disk. Open areas can only be reused if they are big enough for a new file. When the open

area consists of small fragments too small to hold a file, the fragmented space is wasted. This is called disk fragmentation and the only known cure is to "squeeze" the disk.

Squeezing a disk relocates the files to combine the open space into contiguous locations. Then the directory is updated to reflect the changes.

Another limitation of the RT-11 file system is that disk block numbers are kept in a single 16-bit word. This limits the disk volume to about 33 Mbytes.

Creating Logical Disks

The RT-11 version of subdirectories is provided by logical disks. These disks are artificial constructs allowing you to treat a disk file as a separate disk drive. A logical disk has directories and contains files, but its maximum file space is determined when it's created. If the logical disk gets full, a new, larger space must be allocated before it can be extended. Because logical disks break up the disk space, using logical disks tends to increase the fragmentation problem.

Coordinated by Carl Warren, Editor-in-Chief; responded to by Steve Bostwick, Senior Scientist; Steve Davis, VMS Columnist; Milton Campbell, RT-11 Columnist; Mark Hartman, RSTS Columnist; Bob Gezelter, RSX Columnist; and John Schimpf, UNIX Respondent.

Interrupts and I/O

The default environment for RT-11 allows user programs to connect directly to the hardware interrupts and talk directly to device control registers in the I/O page. This is one reason RT-11 is often the system of choice for interfacing to custom equipment—the I/O environment generally eliminates the need to write programs for specialized equipment, which is important in a laboratory environment where the researcher and the programmer are often the same person.

While programs running under RT-11 can easily manipulate external devices directly, the operating system also supports standardized device access through device handlers and system calls. But, to maintain its simplicity and speed, the I/O system has a single device handler that only processes I/O requests one at a time. This allows device handlers to be fairly simple at the cost of slightly reducing the parallel activity possible in the system.

While developing device handlers for any system can never be called easy,

RT-11 device handlers are the least difficult to build of any of the DEC operating systems. For this reason, RT-11 is usually the first PDP-11 system to support new devices from DEC. The ease of handler development also means that you can build your own device handlers and RT-11 will boot easily.

Program Environment

RT-11 comes with three monitors: the Single Job monitor (SJ), the Foreground/Background monitor (FB), and the Extended-Memory monitor (XM). The SJ does not use the memory map available on most PDP-11s; it runs only one program at a time. The size of the SJ monitor requires 2 Kwords of memory, with the remainder available for device handlers and the user job.

The FB monitor is also an unmapped system. The FB monitor supports a foreground job (such as real-time data collection), a background job (such as data analysis), and up to six "system" jobs (such as Sysgen), which are similar to the foreground job. The FB monitor is about twice as big as SJ. The unmapped SJ and FB systems are still available for two reasons: first, a PDP-11 runs faster without the memory map enabled and, second, many systems are still in use that are based on processors such as the LSI-11 board and the T-11 chip, which do not support memory mapping.

The XM monitor of RT-11 accepts a decreased execution speed for the increased flexibility the memory map offers. This support for memory mapping allows larger programs to be built and provides additional protection.

All RT-11 monitors are interrupt driven; FB and XM explicitly support multiprogramming. RT-11 uses a simple, deterministic scheduling algorithm involving the highest-priority job that can run and the halting of time-slicing round-robin scheduling. Such an algorithm is critical in real-time environments where the system has a limited time for capturing data or taking action. The foreground job receives first priority, followed by the system jobs in a fixed sequence, with the background job(s) having the lowest priority.

RT-11 provides two basic program execution environments:

- a "raw machine" privileged environment (the only one available with SJ and FB) gives the program access to all parts of the system, and
- a virtual environment has some restrictions but allows programs to use more memory.

continued on sector 48



2.5 Gigabytes Unattended Backup

Digi-Data's GIGASTORE™ provides 2.5 Gigabytes of data storage on a single T-120 VHS video cartridge. That permits backup of your largest disk drive on off-hours without an operator.

Utilizing true read-after-write coupled with very powerful error correction, GIGASTORE gives you an unsurpassed error rate of 1 in 10^{23} bits. In addition, you get a high speed search capability not available in most 9-track drives.

GIGASTORE can be provided with an interface for DEC computers, such as VAX and Micro Vax, for operation under VMS. It is also available with an IBM PC interface, operating under MS/DOS.

Call Digi-Data, an organization with a 25 year history of manufacturing quality tape drives, at (301) 498-0200.

™GIGASTORE is a trademark of Digi-Data Corporation.



DIGI-DATA CORPORATION


8580 Dorsey Run Road
Jessup, MD 20794-9990
(301) 498-0200
Telex 87-580

... **First In Value**

In Europe contact: Digi-Data Ltd. • Unit 4 • Kings Grove • Maidenhead, Berkshire
England SL6 4DP • Telephone No. 0628 29555/6 • Telex 847720

CIRCLE 446 ON READER CARD

How to free Salespeople



for more selling

Correspondence, sales projections, call reports. How can you free salespeople to do more selling? Our Computer Integrated Sales system that's how.

CIS tells your people who to call and when. It gives them a way to quickly find and update the contact history. It uses that information to automatically produce reports of daily sales activity.

CIS profiles contacts online with the percentages of each criteria you choose to track. And of course CIS can personalize correspondence and create mailing labels. Now your sales staff can spend it's time moving your products.

More contacts and more sales for the same sales expense means more profit — right to the bottom line. Call 714-956-9159 today to receive a free guide to automating sales.


OWEN+DAVIS
S·Y·S·T·E·M·S

1335 Acacia Street
Fullerton, CA 92631

714-956-9159

MULTibus 1 users:

NISSHO N9100 MULTIBUS 1 ANALYZER



- Display and capture of up to 8196 Multibus events
- Capture of all Multibus command, control, interrupt arbitration, address and data signal
- Control of event capture using trigger and trace condition
- Direct Readout of power supplies
- Monitoring of bus clocks
- Multibus master capability
- Control of Multibus INIT and XACK
- CRT/PRINTER interface for control and display
- Detachable LED display module
- Flexible user interface with help, self test, and configuration commands
- Operates at maximum bus band width

FOR MORE INFORMATION CALL
In Calif. (714) 261-8811
Outside Calif. (800) 233-1837

NISSHO
ELECTRONICS

17310 Red Hill Avenue, Suite 200
Irvine, California 92714
FAX: (714) 261-8819 TLX: 181-308
CIRCLE 399 ON READER CARD

continued from sector 46

An additional third environment is provided by the VBGEXE utility under the XM monitor. VBGEXE masks many of the peculiarities of the XM monitor and allows programs to run in a large memory space but restricts their access to interrupt vectors and the I/O page.

RT-11 swaps protection and access checking for execution speed. Errant programs can corrupt the system or each other, even though the XM virtual environment and the VBGEXE environment are more restrictive. Despite this apparent opportunity for system anarchy, RT-11 has well-defined system calls and access methods that make well-behaved programs fairly easy to build.

Utilities

KED is the preferred RT-11 editor. A full-screen editor for the VT100 (and more recent) terminals, KED was one of the earliest DEC-supplied screen editors and uses a keypad arrangement that is basically the same as EDT. The RT-11 package also includes a much older editor, Edit. Edit is a character-stream editor more suitable for use on hardcopy terminals.

RT-11 has two kinds of command files. The first, indirect command files, are processed by the keyboard monitor. Indirect command files are fast and simple to use but cannot do complex command processing. The IND utility, however, can process more complex command files, call indirect control files, and provide command processing similar to that of other DEC operating systems.

The program development utilities included with RT-11 are:

- the Macro assembler,
- a program linker, and
- a librarian.

DEC also offers such layered products as FORTRAN-IV and FORTRAN-77. Third-party vendors provide Pascal, Modula-II, C, and COBOL.

RT-11 includes two debugging tools, SD (also called DBG-11) and ODT. SD provides a screen-oriented debugging environment and some symbolic debugging capability. ODT is not a symbolic debugger and is fairly tedious to use. Both debuggers are easy to use with assembly language programs, but can be used for higher-level languages.

The file utilities provided with RT-11 provide for moving files, deleting and creating, backing up volumes, patching files, getting directories, dumping files in various formats, as well as comparing both text and binary

files. Additional utilities provide error logging, transparent spooling (to printers), and print queuing.

The networking capability of RT-11 is limited. DECnet/RT-11 is compatible with DECnet Phase II and supports serial lines (but not Ethernet), and DEC officials have said that a DECnet Phase-IV-compatible product for RT-11 is under development.

RT-11 includes device handlers for Mœiernet interface boards, but additional software must be written to interpret the network protocols. RT-11 is distributed with the VTCOM/TRANSF programs, which provide a file-transfer method over serial lines similar to Kermit, the public domain program.

Multuser Add-Ons

In addition to RT-11, the family includes CTS-300, which provides support for multiple DIBOL users. Third-party packages, such as TSX-Plus and SHAREplus replace RT-11 as the basic operating system, while retaining file-system compatibility with RT-11. Although very different in the details of their operation, both TSX-Plus and SHAREplus provide a multuser environment that appears to the user to be similar to RT-11. Most RT-11 commands work as expected, and perhaps more importantly, most system calls from programs are compatible with RT-11, allowing RT-11 programs to run without change.

RSTS

Until VMS came along, DEC's flagship commercial operating system was RSTS/E (Resource Sharing Time Sharing/Extended). Even today, RSTS is a powerful, secure, and efficient operating system that is the right choice in many environments.

Many key features of VMS grew out of the flexibility of RSTS, especially the ability to emulate other operating systems. In fact, RSTS emulates the RT-11 operating system so well that the RT-11 development group within DEC used a RSTS system for some of its development work.

As its name implies, RSTS is based on the idea of *resource sharing*—dynamically assigning system resources to attain the maximum throughput possible. This function differs from a real-time operating system, which provides optimal response for the highest priority task.

Comfortable Software

RSTS, while powerful and dependable, is an older, more mature operat-

ing system than VMS. Unlike VMS, where sweeping changes with each release are the rule rather than the exception, RSTS users who follow DEC's well-written and comprehensive documentation when developing systems for RSTS can count on years of compatibility with future releases of the operating system.

Of all the PDP-11 operating systems, RSTS is the most compatible with VMS from the user's point of view. The RSTS DCL command line interface is actually closer to the DEC DCL standard than is VMS. Thus, minor differences between commands issued to RSTS or to VMS exist. In fact, many RSTS/VMS sites have taken to changing the system prompt to help users determine which operating system is serving them.

RSTS is also much easier for a system manager to set up than is VMS. RSTS system manager commands are integrated into DCL. The system manager, or authorized users, can use simple DCL commands to inquire about or change account.

RSTS developers have a choice of languages. BASIC-Plus is bundled with RSTS and is the standard against which all other BASIC is measured. Although BASIC-Plus is not a truly compiled BASIC (there is no task-build or link-edit step), the language is fast enough for most programming purposes and, within limits, is upward compatible with BASIC-Plus-2 (BP2). BP2 is a compiled BASIC, and can be linked with separately compiled subroutines written either in BP2 or in Macro-11, the standard PDP-11 assembly language. And several versions of FORTRAN and COBOL, as well as Pascal, C, RPG, and even APL (the *only* PDP-11 APL as far as we know) are available.

The real power of RSTS is at the user level. The DCL command language operates either interactively or in batch mode, and DCL commands can be written into files for use as command procedures.

RSTS can also share read-only sections of very large programs. For example, BP2 programs can be linked to the BP2 resident library—a memory-resident collection of commonly used BP2 routines. While this library occupies 16 Kbytes of memory, you typically save 10–14 Kbytes by using this library, resulting in much better use of the PDP-11 memory.

File Services

Record Management Services (RMS) file services are the backbone of

RSTS' file capabilities, including indexed, relative, and sequential files that are virtually identical in form and function to the RMS files found on VMS. The RMS utility programs on RSTS, while versatile, do not integrate into the DCL environment—mainly because RMS on RSTS predates DCL by nearly five years!

The SORT/MERGE package of RSTS is also virtually identical to its counterpart on VMS, permitting sorting by any number of input fields from multiple input files, changing the collating of sequences and actual modification of data during sorts based on user-defined conditions. For example, SORT/MERGE can be instructed to change a six-character field containing "Ca", "Cal", "Cal.", "Calif", or "Calif." to the standard "CA" in the same or a different field.

RSTS and VMS share the same Backup utility—or so it seems to the system manager. RSTS writes VMS-compatible Backup tapes, and can read VMS Backup sets. The entire range of operation is available to RSTS Backup, including incremental or complete backups, selection of files to back up from a given volume, and output to tape or disk. The only operation not supported by RSTS Backup is a volume image backup, which is inadvisable anyway due to the way RSTS organizes its files. Backup also permits RSTS to take advantage of lower-cost streaming tape drives.


For an operating system that started out as an eight-user educational system, RSTS has adapted well to the world of networking. RSTS supports DECnet Phase IV over conventional DECnet interfaces such as DMR-11s, and also supports DECnet over Ethernet. Although RSTS doesn't yet support Ethernet terminal servers, when pressed on the issue, the RSTS development team simply grins broadly and says nothing. We anticipate this capability soon.

RSTS supports up to 63 simultaneous users (including terminal users, batch jobs, and nonterminal "detached" tasks), up to 4 Mbytes of main memory, and more than 30 Gbytes of disk memory, and will run on any PDP-11 processor from the 11/23 to the top of the PDP-11 line. Although much attention is given to the vast amount of codes available for PCs, many programs are still available for RSTS, in both the commercial and the public domain. A considerably larger number of programmers with PDP-11 knowledge also are available.

continued on sector 50

IT'S LIKE A Money Machine

FOR PDP OR VAX USERS



THE UNISTORE™ ULTRA HIGH CAPACITY tape & backup subsystem

Guarantees
Labor Savings!
Time Savings!
Space Savings!
Money Savings!
Can you beat that?

Unistore is the revolutionary new 8mm, 2,332,000,000 bytes tape backup system that ensures low cost, high performance information data storage. The bigger, more complex your present off-line data storage problem is, the better we look.

Let us prove it!
CALL OR WRITE TODAY



advantage
SYSTEMS CORPORATION

1807 Glenview Road
Glenview IL 60025, Suite 100
(312) 965-7800

CIRCLE 376 ON READER CARD

continued from sector 49

For business applications, the PDP-11 is still an inexpensive machine, operators are easier to find, the RSTS software license costs much less, and the environment is more stable than VMS.

RSX

RSX-11 is a family of operating systems that range from single-user systems to large-scale systems supporting

60+ users.

Presently, the RSX-11 family consists of:

- RSX-11M-Plus for 22-bit systems,
- RSX-11M for 18- and 22-bit systems,
- RSX-11S for non-disk-based systems,
- Micro/RSX for packaged Micro-11 systems, and
- P/OS for the Professional 350 and 380.

Family Resemblance

While differences exist among members of the RSX-11 family, they share many similarities and similar, if not identical, features. The differences among family members tend to relate to the particular hardware configuration and intended job.

For example, while RSX-11M can run on any processor in the PDP-11 series, RSX-11M-Plus requires at least 256 Kbytes of memory on a system with 22-bit memory addressing. Thus, RSX-11M-Plus is restricted to more recent versions of the PDP-11.

But RSX-11M-Plus has several features designed to improve system operation in large installations. These features include support for accounting, batch processing, and on-line device re-configuration, as well as support for Instruction/Data space and Supervisor mode.

Another case in point: although RSX-11S is the only memory-resident member of the RSX-11 family, it's supported on all Q-bus and Unibus PDP-11 CPUs. You can use full memory configurations (up to 4 Mbytes) and most peripheral devices will be supported. However, no support is given for features requiring Files-11 disk support.

The difference, then, is that RSX-11S provides an efficient and powerful platform for situations—such as a process-control environment—where an operating system requiring disks would not be appropriate.

All Multiuser, But Different

Most members of the RSX-11 family provide multiuser protection that isolates one user from another (see "PDP Perspective . . . RSX," *Hardcopy*, page 80, December 1987). This facility ensures that you cannot damage someone else's activities through your errors and it prevents non-privileged users from crashing the system.

RSX-11M-Plus enhances multiuser activity by making multiuser tasks available. Multiuser tasks permit several copies of the same task, for example PIP, to share the same read-only portions. Since such areas are a significant portion of many programs, the savings that result from multiuser tasks greatly increase system capacity.


Brickwall Protection—a facility that ensures that a particular task cannot corrupt another task being executed under the same (or different) account—is common to all members of the RSX-11 family. As with all mem-

continued on sector 52

Andromeda's Winning Pair

SMDC


- Controls 2 SMD Drives
- 25 Mbit/sec Data Rate



- 1 MB Cache
- Adaptive Readahead
- User Service Port

ESDC

- Controls 7 EDSI Drives
- Controls 3 RX50/33 Drives
- 25 Mbit/sec Data Rate



- Field Upgradable Microcode
- 16 MB Cache Expansion Board
- Dual Porting

If sheer, flat-out performance is what you are looking for, have we got a deal for you! Under typical system conditions Andromeda's cache controllers experience hit rates of over 80 percent. This means that, using either the ESDC or the SMDC, seek time and rotational latency are reduced to *ZERO* over 80 percent of the time. Thus typical disk accesses are up to *FOUR TIMES* faster.

Caching technology isn't the only area where Andromeda is setting new standards. The on board access port provides extensive disk diagnostics, a real time cache performance monitor and allows customer to upgrade controller microcode via modem. Thus, more advanced cache algorithms as they are developed by Andromeda's engineers are only a phone call away.

ANDROMEDA
SYSTEMS

9000 Eton Avenue, Canoga Park, California 91304 U.S.A. (818) 709-7600 • TWX-910-494-1248

digital review
TARGET
AWARDS
NOMINEE

CIRCLE 375 ON READER CARD

\$50.00

DIGITALTM

annual directory

TABLE OF CONTENTS

From the boss

To: Marketing Staff
Since we're in the DEC
Market, we can't afford to
be left out of Hardcopy's
Digital Annual Directory
this year!

Call Kirk Phillips
@ 714-632-6924 ext 20
immediately!

Closing date May 26, 1988

APPLICATIONS

SUPPORT SERVICES
AND PUBLICATIONS

DATA
AND ENCLOSURES

CABLES, FURNITURE,
AND MISCELLANEOUS

MORE THAN
4,900 PRODUCTS

THE DIGITAL ANNUAL DIRECTORY[®]

WHERE DEC[®] BUYERS AND SELLERS MEET...WHEN THEY BOTH MEAN BUSINESS

SELDIN PUBLISHING • 1061 S. MELROSE, PLACENTIA, CA 92670 • 1-800-247-7930


*DEC is the trademark of the Digital Equipment Corp. The DIGITAL ANNUAL DIRECTORY is a trademark of Seldin Publishing Inc.

VMEbus users:

NEW

NISSHO N8200

**256 Kbyte
FAST SRAM**



- High speed SRAM — 35ns
- Battery backup for memory retention
- VMEbus (Rev C) compatible
- Placement boundaries 64K byte or larger
- User selectable starting and ending address
- LED indicators for valid select and error

FOR MORE INFORMATION CALL
(800) 233-1837 In Calif. (714) 261-8811

NISSHO
ELECTRONICS

17310 Red Hill Avenue, Suite 200, Irvine, California 92714
FAX (714) 261-8819, TLX 181-308
CIRCLE 398 ON READER CARD

continued from sector 50

bers of the RSX-11 family, your tasks can only interact with the system through a defined set of interface routines (the Executive Directives). Furthermore, your tasks are not mapped to the Executive, hence it's impossible for a task to damage another task or the operating system, in contrast to systems such as MS/DOS, where system corruption is an ever-present danger.

The interface routines make it possible to run exactly the same task (binary executable image) on a small system running under RSX-11M and on the largest RSX-11M-Plus system.

The members of the RSX-11 family are fairly efficient. Of course, the more facilities an operating system provides, the higher the overhead. For this reason, RSX-11M-Plus and its derivatives are less efficient than RSX-11S and RSX-11M.

The disk-based members of the RSX-11 family are all extremely versatile platforms for many end-user applications. Typical uses range from student time-sharing in university environments to real-time process control in industrial settings such as chemical plants. A wide range of applications software is available for these systems, from accounting packages to word processing systems.

All members of the RSX-11 family have DECnet implementations to allow for networking of these systems with other systems conforming to the Digital Network Architecture. RSX-11M-Plus, RSX-11M, and RSX-11S have Routing and End Node implementations of DECnet. The DECnet products for preconfigured members of the RSX-11 family (Micro/RSX and P/OS) are restricted to End Node services. In either case, DECnet permits systems running members of the RSX-11 family of operating systems to participate as active members of networks containing more than 65,000 computer systems.

Members of the RSX-11 family come equipped with a sophisticated suite of program development tools for applications development. The standard development tools for the RSX-11 family include text editors; Macro-11, a powerful macro assembler; LBR, a utility to maintain libraries of object modules; and TKB, a linker capable of building complex images involving disk and memory-resident overlays, shared libraries, and other structures.

A variety of higher-level languages are available for members of the RSX-11 family. DEC's offerings include FORTRAN-77, Pascal, DIBOL, and COBOL-81. Third-party software firms

also offer languages such as PL/1 and C.

Schedules

All members of the RSX-11 family use a priority-driven scheduling scheme whereby each task in the system is given access to CPU time based on its priority. The higher a task's priority, the more CPU time will be available. You can control the priorities—subject to safeguards to prevent non-privileged users from causing damage to the system.

All RSX systems are event-driven systems (based upon timer and I/O events). Many of the events that drive the system are not directly accessible to your tasks, but it is possible for a task to be notified of some events. Many systems have some version of an event-flag mechanism, and the RSX family also provides the Asynchronous System Trap (AST)—a mechanism for the user-level interrupt to be delivered to a task in a safe manner.

Unlike hardware interrupts, ASTs are queued to tasks in a first in-first out manner. Thus, there is no danger of synchronization failures caused by an interrupt interrupting other interrupts. In fact, the AST mechanism is probably one of the most powerful, user-accessible mechanisms in RSX. ASTs permit you to write applications managing real-time processes in a highly efficient manner.

Managing System Devices

The Queue Input/Output (QIO) request directive provides the foundation for all I/O requests processed by the system. QIO defines a division of responsibility between user tasks and device management wherein users are not able to use information related to the particular arrangement of I/O devices on the system. For example, users have no access to information about disk geometry—such as the number of cylinders, tracks, or sectors. Also, drivers provide high-level functions directly to user tasks without additional mechanisms to control interaction. The QIO mechanism in RSX-11 and VMS is a flexible mechanism for the creation of special-purpose services.

Device drivers provide most of the support processing required to process an I/O request. A driver exists for each type of device; in some cases, the same device may have more than one potential driver, depending on the functions required of that device. Drivers convert the conceptual models of I/O provided by the QIO-level interface to the actual physical operations required to imple-

ment the I/O requests.

RSX-11 also features Ancillary Control Processes (ACPs) that support more processing than can be performed by a device driver. When an I/O request, such as a file lookup, requires extensive processing, the operating system's Executive queues the request to the appropriate ACP (in this example, F11ACP, the Files-11 ACP) for processing. The ACP performs the processing, perhaps requiring the associated driver to process tens or hundreds of individual I/O operations, and returns the information requested.

ACPs provide an extremely powerful mechanism for the implementation of complicated facilities on RSX-11 systems. Many system facilities, such as disk files (managed by F11ACP), ANSI magnetic tapes (MTAACP), DECnet connections (NETACP), remote DECnet management operations (managed by NMLACP), and DECnet remote terminals (managed by RMHACP and RMTACP) are provided by ACPs.

All RSX systems use the Files-11, Level 1 disk structure. Files-11 specifies how disk space is allocated and managed. Each file in an RSX system is entered in a directory that is, in turn, entered in a Master File Directory. Under RSX-11M, directories are named using the owner's User Identification Code (UIC).

With RSX-11M-Plus, Micro/RSX, and P/OS, directories are named using either UICs or text strings. Files-11 has no limit on the number of noncontiguous disks areas that can be allocated to a particular file. Disk volumes up to 2**24 blocks are supported by Files-11, Level 1.

RSX-11M provides full support for Files-11, Level 1. File access is provided by both File Control Services and RMS. RMS-11 supports the creation and maintenance of indexed files as well as the conventional sequential, direct, and relative files.

VAX Runs Like a PDP

When VAX/VMS was first released, most of the user mode utilities (editors, compilers, etc.) actually were executing in PDP-11 compatibility mode under the RSX-11 Applications Migration Executive (AME). As more programs ran in VAX native mode, the use of the AME within VMS was discontinued. Many users no longer needed the ability to emulate RSX systems on their VAX systems, so the AME was unbundled from the normal VAX/VMS product and rereleased as VAX-11 RSX.

VAX-11 RSX provides an excellent emulation of an RSX-11M/RSX-11M-


Plus environment on any of the many processors in the VAX series, from VAXstation 2000s to the large 8800s. Older VAX systems like the VAX 11/780, have hardware provisions for emulation of the PDP-11 instruction set. Newer VAX processors, which do not have these hardware emulators, must emulate the PDP-11 instruction set in software (greatly reducing performance of the emulated programs).

However, if you need to run non-privileged programs intended for execution on a PDP-11 system, VAX-11

RSX provides an excellent vehicle. Most of the facilities supported by RSX-11 in user mode are supported by VAX-11 RSX; in fact, VAX-11 RSX often performs Sysgens and Netgens for various members of the RSX-11 family.

Soft-Sell Ending

The point that HC/WG Labs would like to leave you with is that you have choices. Selecting the optimum operating system requires that you understand your needs thoroughly. But the choices are good ones. ■



PDPclustering NOW!

Since its introduction, the PDP-11 has been one of the most reliable systems for data processing departments world-wide. Until now, the CPU power of even the largest PDP-11 couldn't handle the growing needs of today's organizations. Now there's **The Link**, the solution to CPU bound PDP-11's running RSTS/E.

PDPclustering with **The Link** allows your system virtually unlimited growth. You can add up to 63 users on each node of your PDPcluster.

The Link:

- Offers unlimited CPU power
- Allows totally transparent access to shared disks
- Uses standard DEC hardware

- Requires no application program modification.
- Enforces full file protection and record locking

The Link includes:

- Link system software
- Complete documentation
- 90 day warranty
- Extended support available

Free 30 day trial.

For more information on **The Link** call:

Northwest Digital Software, Inc.
West 405 Walnut, P.O. Box 1797
Newport, WA 99156
Phone: 509-447-5631



NORTHWEST DIGITAL SOFTWARE, INC.

Established 1979

CIRCLE 448 ON READER CARD


ATTENTION
DEC USERS

DON'T BE S/3XCOMMUNICATED

If you have an IBM® System/3X and a VAX, you more than likely have a connectivity requirement. You want your System/3X to communicate with your VAX, your SUN workstations, your PC's or any number of different vendor devices in your organization. You want to eliminate swapping tapes, wasting time on redundant tasks and duplicating effort – all caused by systems which can't talk to each other.

WE HAVE WAYS TO MAKE YOU TALK

Mitek Systems, a pioneer in connectivity solutions, now has a Product Group which allows your System/3X to communicate with a wide range of other devices via an Ethernet TCP/IP network. This means you can share data, expand the processing power of your organization



and improve performance without major hardware and software modifications. The Mitek Systems/3X Product Group functionality includes:

- file transfers to and from your S/3X and to and from your VAX,
- remote non S/3X host to S/3X host access,
- execution of S/3X applications from other vendor workstations on the network,

... and much more.

MITEK HAS S/3XPERIENCE YOU CAN DRAW ON

Mitek Systems products now reside in many of the world's largest and most complex data communication facilities, including many of the Fortune 500 companies. If you have a S/3X – VAX connectivity problem, we need to know about it. We're ready to help today.

(214) 490-4090

MITEK SYSTEMS

THE CONNECTIVITY SOURCE!

you can draw on!

CIRCLE 357 ON READER CARD

International Headquarters • 2033 Chennault Drive • Carrollton, Texas 75006 • (214) 490-4090 • FAX (214) 490-5052

IBM is a registered trademark of International Business Machines Corporation.

DEC and VAX are registered trademarks of Digital Equipment Corp.

Linking the LAN for the Best Connection

As part of our ongoing series of making actual connections of systems via networks, we've asked Price Waterhouse's Alen Darr to perform the TCP/IP connection for us via the Excelan Ethernet system

by Alen Darr, Price Waterhouse

After completing the integration of the Apple network with our MicroVAX II Local-Area Network (LAN) (see "HC/WG Labs Evaluates Alisa Systems' AlisaTalk, Part 1," *Hardcopy*, page 38, February 1988, and "HC/WG Labs Evaluates Alisa Systems' AlisaTalk, Part II: Making the Final Connection," *Hardcopy*, page 54, April 1988), I was asked to install and integrate a PC-based LAN into the MicroVAX network. After some initial resistance on my part, I agreed to the project, but only on the basis that it would have to be more than just another PC-based LAN. What I received from *Hardcopy* exceeded my expectations—a complete Excelan PC networking system consisting of two PC LAN boards (which support both thin-wire and thick-wire Ethernet connections) and a complete Transmission Control Protocol/Internet Protocol (TCP/IP) implementation for both the MicroVAX II and the PC.

The Excelan networking boards are capable of: 1) creating a PC-to-PC network using one PC as a network file server, and 2) allowing a PC to become part of an Ethernet network (see Figure). If you are using PCs as development workstations, this product may be your connection to the network.

There's a lot to integrating a network. Before we get into the details

of implementing the Excelan products, you may need to understand more of the basics of networking (see sidebar, "Why Network at All?").

Although step-by-step details for implementing the physical network connection are beyond the scope of this article, I would like to comment on the quality and quantity (measured in linear feet) of the documentation included with Excelan's product. The manuals are well prepared, easy to follow, and allow you to easily integrate the software and hardware. Briefly, the following steps are required to integrate an IBM PC/AT into an existing MicroVAX II/Macintosh network.

The first step is to install the

EXOS 205T Intelligent Ethernet Controller into a 16-bit slot of the PC/AT.

Next, install the LAN WorkPlace network access software for PC-DOS on the PC/AT. Although this process is usually uneventful, it can involve the shuffling of about 15 disks in and out of the PC/AT.

You then make the physical connection of the PC/AT to the existing Ethernet network. This is a simple process of tapping onto the existing thin-wire with a T-connector and connecting to the Ethernet controller.

As mentioned previously, both thick-wire and thin-wire connections are supported on Excelan's Ethernet controller—most manu-

HARD FACTS:

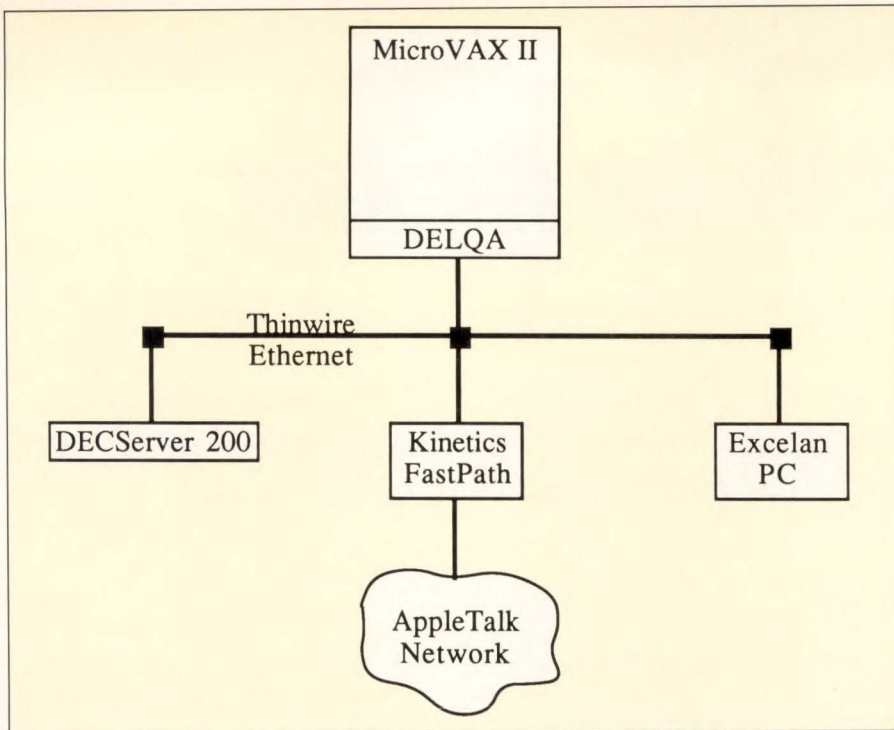
Excelan PC Network System
 Product: EXOS 10642 (MicroVMS 4.1-4.5 TCP/IP software, Q-bus controller board, board cable)
 Price: \$4,195
 Product: EXOS 1130 (Transceiver Fan-Out Unit)
 Price: \$995
 Product: EXOS 205T
 Price: \$795
 Product: LAN Workplace TCP/IP Transport
 Price: \$100
 Product: LAN Workplace

HostAccess
 Price: \$150

- Supports both thin-wire and thick-wire Ethernet connections
- Complete TCP/IP implementation for the MicroVAX II and PC
- Create a PC-to-PC network using one PC as a network file server
- Allows PC user to become part of Ethernet network

Excelan
 2180 Fortune Dr.
 San Jose, CA 95131
 408-434-2300

Circle No. 168



Figure—This MicroVAX II-based network configuration at Price Waterhouse was used as the test network for the Excelan EX5500 LANalyzer.

print spooling really does speed up processing.

The LANalyzer is a network tool that enables the network manager to

monitor network traffic and, if required, simulate such traffic at or near the network's saturation point as an aid in planning for network ex-

pansion. Packets can be generated and injected into the network to simulate various traffic patterns. These packets can contain errors in the Cyclic Redundancy Code (CRC), preamble, and backoff. Stored packets can be searched for specific bit or byte patterns. Various protocols can be analyzed including DECnet, Transmission Control Protocol/Internet Protocol (TCP/IP), Xerox Network System (XNS), and AppleTalk. StarLAN networks can also be analyzed with the addition of one PC board.

Installing the LANalyzer

If a kit version of the LANalyzer is purchased, the installation of the hardware and software proceeds in much the same manner as the installation of other PC add-in boards. The software setup is very straightforward as the installation routine prompts the user for information. For purposes of our tests, we were fortunate to receive an EX5500 system, which arrived as promised—preconfigured and ready to go. All that was required was connection of the EXOS 325 board to a transceiver.

LANalyzer Features

The LANalyzer provides your net-
continued on sector 62

Using the LANalyzer

With all of its capabilities, the LANalyzer is imposing to the first-time user. Excelan anticipated this and eliminated potential problems by designing an easy-to-use interface and providing predefined network tests. Each LANalyzer session consists of a series of tests. Each test is a program of user-defined criteria that determine which packets are to be collected or generated over the network. As a test is being run, test data is displayed on the screen. Captured packets are held in the Excelan EXOS Network Controller's memory and can be displayed at the conclusion of the test or stored to disk for later analysis.

You interface with the LANalyzer via eight menu-driven screens:

- the Cable screen provides access to the Time Domain Reflec-

tometry (TDR) test (frequency continuity test of the Ethernet medium),

- the Setup screens allow the specification of test criteria,

- the Run screens display the results of running tests,

- the Name screen provides user-definable names for Ethernet and Internet addresses and Transmission Control Protocol (TCP) ports,

- the Trace screens display data concerning collected packets,

- the Statistics screens display information relative to the packets collected or transmitted during a test,

- the Config screens determine the interaction of the LANalyzer with its host PC, and

- the User-Template screens define data-entry and packet-display formats.

TCP/IP Software

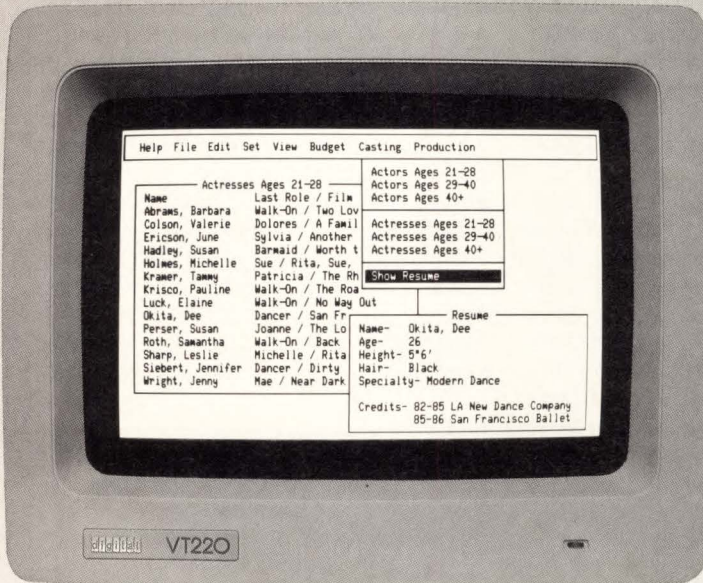
The kernel of the LANalyzer software is the TCP/IP software that is included as part of the network management software. The TCP/IP software from Excelan consists of three components: TCP, Internet Protocol (IP), and Network Executive (NX). TCP and IP can implement existing DoD standard protocols on the system. NX runs on the controller board and implements the International Standards Organization (ISO) Data Link layer.

Upon power-up, the TCP/IP driver downloads the NX program to the controller board. The general interface provided to the user is the ISO Transport layer. All lower-level layers are hidden from the user. After the NX program is downloaded, the network can be addressed on the VAX through queue input/output calls from high-level languages.

On PCs and UNIX, Excelan al-
continued on sector 58

HELIX VMX™

The Best of Both Worlds



MACINTOSH II

VAX. The best system architecture for organizational computing.

Macintosh. The best interface for personal computing.

Helix VMX. The best of both worlds.

- Helix VMX gives your VAX a Macintosh interface. Graphics, flexibility, ease-of-use, independent problem-solving, and the excitement of personal computing.
- Helix VMX gives your Macintosh users a VAX backbone. Power, system services, networking, security, and responsible access to corporate information resources.
- Helix VMX gives you a revolutionary, visual application development environment that lets you rapidly develop VAX-based software. These applications can be used from either Macintoshes or VT terminals.

"...a breakthrough software technology that exemplifies Digital's concept of what PC integration should mean."

Richard Smith
Business Development Manager, MicroVAX Systems
Digital Equipment Corporation



ODESTA CORPORATION

CIRCLE 438 ON READER CARD

4084 COMMERCIAL AVENUE, NORTHBROOK, ILLINOIS 60062 800-323-5423 (IL: 312-498-5615)

Helix VMX is a registered trademark of Odesta Corporation. Digital, the Digital logo, VT-220, and MicroVAX are registered trademarks of Digital Equipment Corporation. The Apple logo and Macintosh II are registered trademarks of Apple Computer, Inc.

continued from sector 56

allows direct program access to the TCP/IP functionalities from high-level languages via the "socket" library. Sockets are TCP/IP library calls and will be covered in detail in a future issue.

Excelan provides many of the higher-level routines needed to fully utilize the TCP/IP network. These routines provide user functionality at the Session, Application, and Presentation ISO layers. With these routines, the user has complete use of the network.

Sample Session

The LANalyzer provides a default test (DEFAULT.TST) that is used, in conjunction with the manual, as an introduction to the LANalyzer. DEFAULT.TST is a very good introduction to the use and capabilities of the LANalyzer, and is used as a template for the development of further tests.

To construct a new test, you must first load the LANalyzer with

Up to eight channels are available during a LANalyzer session; each LANalyzer channel is used to create a separate view of the system's operation. Some of the parameters that can be set for a channel include channel name, whether the channel is enabled (active) or not, range of packet sizes, patterns the packets are to match (up to sixteen different patterns may be combined by logical operators), activation triggers, and whether the data is to be captured to the EXOS' buffer or disk.

The packet patterns that may be specified are called filters. Some typical filters of interest are based on matching specific fields within the packet. For example, the first three bytes in the Ethernet address contain the vendor's hardware address. By setting the filter to capture only those packets that have the first three address bytes of AA-00-04, AB-00-0x, or 08-00-14 (hex values), all DECnet and Excelan packets would be caught. All others

tain and analyze networks.

DEFAULT.TST is automatically loaded if no command line options are passed to the LANalyzer program. The DEFAULT test demonstrates most features of the LANalyzer including:

- display of the Setup screen to show the current configuration, including which channels are being used and statistics for those channels (Figure 1);
- display of the Run screen, which includes bar graphs of the packets captured in each of the active channels and summary counters for all errors (Figure 2);
- display of the Run Global screen showing information concerning all traffic on the network, including peak network utilization, average utilization, snapshot utilization, kilobytes of data, and peak and average traffic (Figure 3);
- examination of the trace buffer after the Run session has been completed or aborted, including the packet number, length,

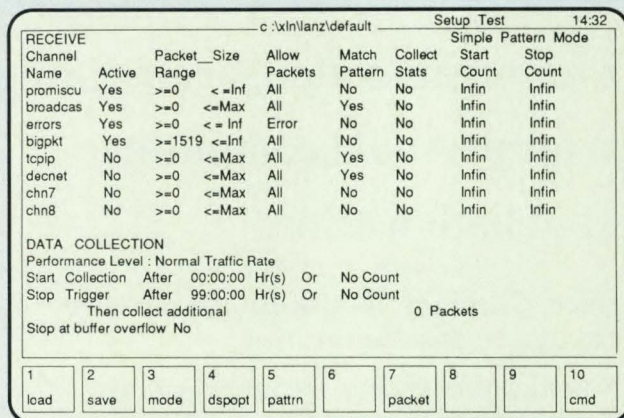


Figure 1—The Setup Test screen includes fields relevant to the major components of the test: receive channels, start and stop triggers, transmit channels, and names of files in which to save test results.

an existing test; you then modify the Setup, Name, Config, and Template screens to create the new test. You invoke the Test screen to perform the new test's operation on the network. Other screens can be used to further customize the test. Once you are satisfied with the operation of the new test, it can be saved to disk under a new name.

would be ignored. A filter could also be configured to capture all DECnet remote load requests by examining the Ethernet type field and accepting only those packets with the value 6001 hex. The LANalyzer Application Library and the appropriate vendor documentation provide the specific field information that can now be used to main-

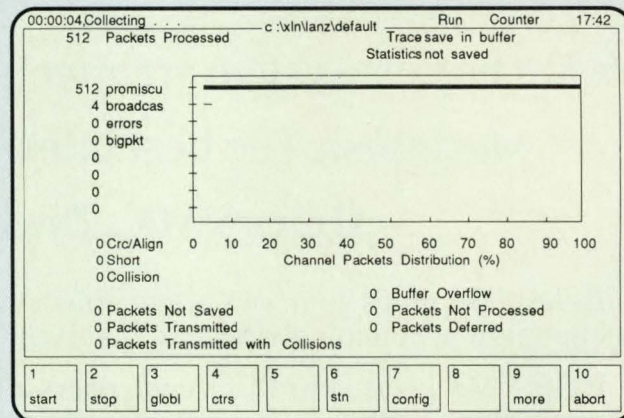


Figure 2—The Run Counter screen is displayed as soon as a test is initiated, and includes data on general test results relating to all traffic observed on the network, all enabled receive channels, and packet transmissions.

source and destination addresses, and channels captured (Figure 4);

- display of packet information, including Ethernet address of source and destination, protocol, time stamp, length, and errors; and
- display of packet data in both hex and ASCII.

Running the DEFAULT test re-

continued on sector 60

Macintosh II to Ethernet, Now.


Speed. Access. Power.
The EtherPort II
from Kinetics.

As always, the best-connected Macintoshes
begin with Kinetics.

The EtherPort II:

- Connects your Macintosh II directly to Ethernet.
- Provides full EtherTalk compatibility.
- Includes Macintosh O/S and A/UX drivers.
- Supports TCP/IP, DECnet, OSI and EtherTalk connections to VAX, UNIX, PC or Macintosh environments.

You can also connect your Macintosh SE to Ethernet with the
Kinetics EtherPort SE.



For more information, call 800-433-4608 outside
California, 415-947-0998 in California.

Kinetics, Inc. 2540 Camino Diablo Walnut Creek California 94596

continued from sector 58

veals the true power of the LANalyzer. The various screens are brought up via the function keys, and each screen provides a unique view into the operation of the network. The combination of the information on all of the screens encompasses much more information than was previously available to the network manager.

After the DEFAULT test has been run, you can examine the packets that have been captured in the buffer. This is perhaps the most fascinating feature of the LANalyzer. Bringing up the Trace Buffer screen reveals information concerning each packet captured by the DEFAULT test: test-relative packet number, length, absolute time stamp, destination address, source address, type of Ethernet packet, the channels that captured the packet, the type of error (if any) in the packet, and whether the packet was also gener-

ated by the LANalyzer. The various screens are brought up via the function keys, and each screen provides a unique view into the operation of the network. The combination of the information on all of the screens encompasses much more information than was previously available to the network manager.

Another interesting exercise is to modify the DEFAULT test to look into DECnet. First the LANalyzer must be hooked into a DECnet network. The LANalyzer program is then loaded and the Setup screen is brought up (refer to Figure 1). The arrow keys are used to bring the cursor into the ACTIVE column. Using the "+" and "-" keys, deactivate all channels except the DECnet channel. Set up the test to run for a couple of minutes. The Run screen is then brought up and the new test is run. Assuming average traffic on the DECnet network, packets of information are now captured within the trace buffer.

The next step is to save the information contained in the trace

to disk; the LANalyzer program is exited. The Excelan Protocol Decode utility, LANZDSP, will be used to completely decode the DECnet packets in the trace file. To start LANZDSP, enter the following command line:

```
LANZDSP /B1 /E20 DECTEST
```

This command line will start the LANalyzer decode program using the trace history file DECTEST. The other two options instruct the decode program to begin processing with the first packet (/B1) in the trace file and end processing with the 20th packet (/E20). As the decode program processes the packets, the results are displayed on the screen. Appendix C of the LANalyzer manual contains a complete reference for the LANZDSP utility.

The first three lines of the decode display generated by the LANZDSP utility will contain the Packet Header Information—including the protocol, Ethernet

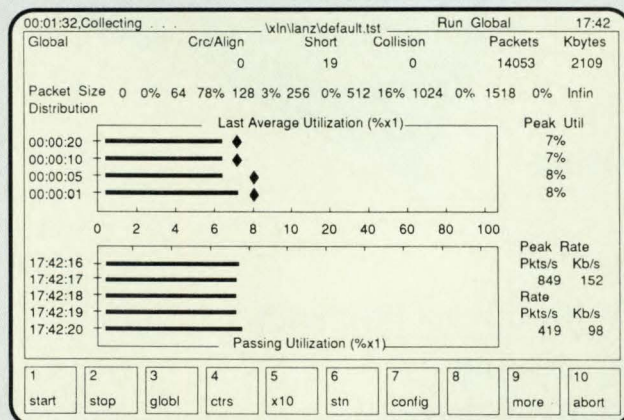


Figure 3—The Run Global screen displays information on all packets observed on the network while the test is in progress.

ated by the LANalyzer.

If a packet looks interesting, simply highlight it and press the F6 function key. The packet of interest is now displayed on the screen. The DEFAULT test sets up a generic decode screen that contains extensive information, including the packet data. The data display can be modified according

buffer to a disk file for later analysis. The Trace screen must first be brought up. Function key F4 activates the "savbf" routine that will save the captured packets to a data file. You are then prompted for the information necessary to save the file. For convenience, name the file DECTEST.

The packet trace data is saved

type, source and destination addresses, length, and timing information. After the Packet Header Information has been displayed, various DECnet-specific data is displayed followed by the actual packet data. Close examination of the DECnet packets can be rather revealing as shall be seen next month.

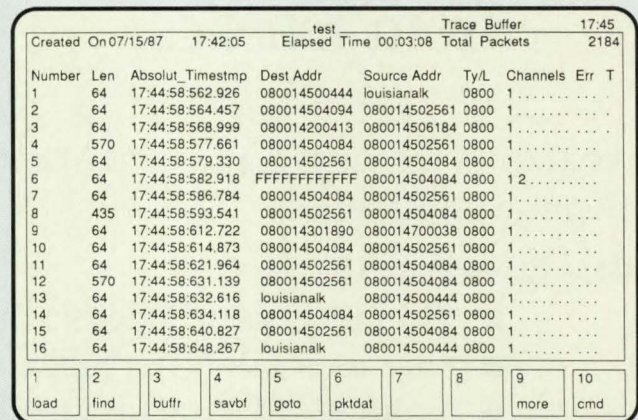


Figure 4—The Trace screen, specifically a Trace Buffer screen, as indicated by the words "Trace Buffer" in the upper right corner, is a scrollable window showing data on the trace buffer or file and gives a brief description of each packet.



The leader in DR11-W connectivity just entered the VME world.

We've been solving connectivity opportunities in the DEC world since 1982 when we introduced the MDB DR11-W. And we've been the technology leader in parallel DMA I/O connectivity since, thanks to MDB's proprietary DMA Throttle which prevents peak I/O rate CPU overloading during DMA transfers.

Because of its parallel data path with data transfer speed up to 5 Mbytes, the new VME DR11-W operates high resolution graphics terminals. Or, link VME based systems to other VME systems, or to DEC™ and Data General Computers, or to stand alone workstations such as Sun Microsystems. It means connectivity is no longer limited to LANs such as Ethernet or serial interfaces.

Its performance is equally impressive. Burst and Block Mode capabilities with programmable boundaries allow DMA transfers up to 128 Kbyte blocks anywhere over a 16 Mbyte address range. Plus, switch selectable Asynchronous/Synchronous modes allow greater throughput when connected to computers or other devices with similar capabilities.

Like all members of MDB's DR11-W family, its VME module is 100% DR11-W compatible, and also has a switch selectable DR11-WA mode. This means VAX or MicroVAX users who are migrating to VME systems will have a much easier task of software driver conversion from DEC systems to VME.

Now that you've entered the VME world, it's good to know the leader in connectivity is already on-board.

MDB
SYSTEMS INC.

— We put the *State of the Art* to work —

Corporate Headquarters 1110 W. Taft, Box 5508, Orange, CA 92613-5508 • TEL: (800) 556-0222. In CA (800) 637-2028 • FAX: (714) 637-4060 • TWX: (910) 593-1339

FOR UNITED KINGDOM MDB Systems, U.K., Ltd. Intec 2, Wade Road, Basingstoke, Hants. RG24 0NE • TEL: 0256 464767 • FAX: 0256 59748 • TELEX: 858389 MDBSYS G

FOR WESTERN EUROPE MDB Systems, IRL., Ltd. Portumna Co., Galway, Republic of Ireland • TEL: (353) 509 41163/41413 • FAX: (353) 509 41447 • TELEX: 50918 MDB EI

Data General, DEC and Sun are trademarks of their respective companies.
VAX and MicroVAX are trademarks of Digital Equipment Corporation.

Introducing a growing family of high quality, cost-effective, Ethernet LAN connection devices.




ANC-10
AUI-AUI
Direct Connection Device.

ANC-10: easy, inexpensive, compact 10 Mbps CSMA/CD direct connection between two Ethernet stations (within 100 meters).



ANC-20
2-port Ethernet
Transceiver.

ANC-20: dual AUI ports connecting two Ethernet stations, replacing two DEC H4000 transceivers.



ANC-80
8-port Ethernet Fanout
Transceiver.

ANC-80: provides 8 Ethernet connections per unit, or up to 64 when cascaded; functions as a stand-alone 8 (or 64) station LAN, or plugged into an existing Ethernet LAN with AUI cable; direct replacement for DEC DELNI.

The smart connections in LAN.

CIRCLE 358 ON READER CARD

AMERICAN NETWORK CONNECTIONS

462 Oakmead Parkway, Sunnyvale, CA 94086 ■ (408) 737-1511

■ FAX (408) 737-0359 ■ TELEX 6503340732 MCI UW



AMERICAN NETWORK CONNECTIONS

DON'T GET ZAPPED!


High inrush current can **destroy** your sensitive VAX CPUs and peripherals in less time than it takes to flip a switch.

THE SOLUTION?

Power up with **Z-LINE TPC 115-10 MTD™** the smallest power distribution and control system available.



POWER UP WITH



Our proprietary **Multiple Time Delay™** circuitry sequences your power-up to **protect** your systems from the spikes and surges that **destroy your hardware and erase your data.** And our remote on/off and emergency shutdown **gives the power control back to you.**

All Pulizzi Engineering MTD™ controllers are compatible with DEC and UPS systems.

PRICED FROM \$436 TO \$305

DON'T WAIT UNTIL IT HAPPENS, CALL TODAY!

PULIZZI ENGINEERING INC.

3260 S. Susan Street Santa Ana, CA 92704-6865 (714) 540-4229 FAX (714) 641-9062

CIRCLE 356 ON READER CARD

continued from sector 56

work manager with the ability to completely maintain an Ethernet or 802.3 LAN. The LANalyzer performs network measurement, traffic analysis, troubleshooting, and debugging operations on a PC-based system. Data can be captured to disk, time stamped, and remotely accessed.

The user interface is via menu-driven screens that prompt you for the input.

Specific abilities of the LANalyzer include:

- monitoring network traffic by examining all or specific packets,
- capturing and storing packets or packet segments on disk,
- analyzing network activity in real time,
- analyzing captured packets and decoding various protocols,
- performing low-level Time Domain Reflectometry (TDR) tests on the network media,
- generating network activity for performance measurement, and
- inserting network errors as an aid to troubleshooting.

The LANalyzer performs these operations according to user-defined criteria. Packet collection criteria can be selected on the bit or byte level. Specific headers or types of packets can be selected. Up to eight different channels of network information can be collected simultaneously. Either default or user-defined filters can be used to aid in specifying packets to be analyzed. Collection can be triggered by time, event, or keyboard input. Data can be captured to disk for later analysis or remote collection. Complete statistics and error reporting are built into the system.

Next Month

Next month, we will continue using the LANalyzer to explore the inner workings of various LAN protocols, including TCP/IP and DECnet. We will design our own tests to gain an understanding of the TCP and IP protocols and then use this information to diagnose and troubleshoot network problems. The LANalyzer will also be used to investigate specific DECnet data. In addition, we will explore the TCP/IP "socket" interface to higher-level protocols. ■

Alen Darr is a management consulting services manager in the Sacramento office of Price Waterhouse.

**HOW TO
SERIES**

FILL THIS CABINET WITH A MICROVAX II AND 2.88 GIGABYTES

WITH ROOM TO SPARE



	DISK DRIVES W/CONTROLLERS	RAM	PORTS
POWER II			
STANDARD SYSTEM	173 MEGABYTES	5 MEGABYTES	8
EXPANDED SYSTEM	692 MEGABYTES	17 MEGABYTES	64
POWER IV			
STANDARD SYSTEM	380 MEGABYTES	9 MEGABYTES	16
EXPANDED SYSTEM	1.52 GIGABYTES	17 MEGABYTES	64
POWER VI			
STANDARD SYSTEM	720 MEGABYTES	17 MEGABYTES	32
EXPANDED SYSTEM	2.88 GIGABYTES	17 MEGABYTES	64

DATALEASE HAS THE SPACE

Imagine your MicroVAX II System in a file cabinet size configuration with more capacity and capability than offered by DEC and at a much, much lower price.

Each DATALEASE power system comes complete with a MicroVAX II central processing unit, BA23 enclosure, 95 megabyte Tape Cartridge and a 24"H x 17"W x 27"D cabinet.

MicroVAX, PDP and DEC are trademarks of Digital Equipment Corp.

714 • 632 • 6986
FAX 714 • 632 • 9248



THE CASH CONSERVATION COMPANY

DATALEASE SYSTEMS & FINANCIAL • 1061 SOUTH MELROSE AVE • PLACENTIA, CA 92670

**DISK DRIVES • TAPE DRIVES • SUBSYSTEMS • CONTROLLERS • MODEMS
VIDEO TERMINALS • ADD-IN MEMORY • PRINTERS • LASER PRINTERS**

CIRCLE 437 ON READER CARD



Network file access—it's easier than you think!

Often, we need to read or update information stored on another system in our DECnet network. While it is possible to implement special-purpose network servers (see "PDP Perspective . . . RSX," *Hardcopy*, page 62, March 1988) to provide such services, it is often possible to use existing system facilities to accomplish most routine tasks.

The information contained herein is applicable regardless of the RSX family member you are using—RSX-11M, RSX-11M-Plus, Micro-RSX, RSX-11S, or P/OS. Because of the close family relationship between the RSX-11 family and VAX/VMS, much of the material in this article applies in concept, if not in detail, if you are using VAX/VMS.

Two tasks are involved in every network operation: a User task and a Server task. The Server for network file accesses is the File Access Listener. At command level, users typically use the Network File Transfer (NFT) utility as the User component of the network file operation. NFT can be requested in several different ways, depending on the command language in use. Monitor Console Routine (MCR) users invoke NFT using the command NFT. Digital Command Language (DCL) users invoke NFT when they issue a COPY, TYPE, DELETE, or DIRECTORY command that involves files located on different systems in the network.

Users' programs may also directly access remotely located files by using RMS-transparent remote file accesses as well as the FCS-11-based Network File Access Routines to directly access files located on the same (or other) network node from application programs.

The organization of a file does not affect its ability to be accessed from other locations in the network. Any type of RMS file can be accessed remotely, whether it is a sequential, random, or indexed (keyed) file.

Generally, accessing a remotely located file is almost as simple as accessing a file on your local system. In many cases, the definition of a logical name

Listing 1

```
$ mcr ncp set alias marcy dest marcia -
$username gezelter password ocean -
$scope term ti:
$ directory marcy::[hardcopy]input.fil

Directory MARCHY::FR001:[HARDCOPY]
20-APR-88 11:01:55

INPUT.FIL;1          1./1.          08-FEB-88 05:29:54

Total of 1./1. Blocks in 1. Files

$ type marcy::[hardcopy]input.fil
1000
123
101
88
67
$ fortran/list nettst
$ link @nettstbld
$ run nettst
Sum of all input values is 1379
$
```

Listing 2

```
Professional Tool Kit FORTRAN-77 V5.0-0      10:47:47      20-Apr-88      Page 1
NETTST.FTN;7 /F77/OP/TR:ALL/WR

0001      PROGRAM NETTST
C
C      NETTST-Program to Demonstrate the use of Remotely located files
C
C      Author: Robert Gezelter      20-April-1988
C
C      This program serves as a demonstration of the use of a file located
C      on another node in a DECnet network. Note that using remotely located
C      file is as simple as using a local file.
C
0002      INTEGER*4 TOTAL,VALUE
0003      DATA TOTAL /0/

0004      OPEN(UNIT=1,STATUS='OLD',READONLY,
1 NAME='MARCHY::[HARDCOPY]INPUT.FIL')

0005      11 READ(1,*,END=999) VALUE
0006      TOTAL = TOTAL + VALUE
0007      GO TO 11

0008      999 WRITE(6, 10) TOTAL
0009      10 FORMAT(1X, 'Sum of all input values is', 16.0)
0010      CLOSE(UNIT=1)
0011      CALL EXIT
0012      END

Professional Tool Kit FORTRAN-77 V5.0-0      10:47:47      20-Apr-88      Page 2
NETTST.FTN;7 /F77/OP/TR:ALL/WR

PROGRAM SECTIONS

Number Name      Size      Attributes
1 $CODE1 000222 73      RW,I,CON,LCL
2 $PDATA 000134 46      RW,D,CON,LCL
4 $VARS 000010 4      RW,D,CON,LCL

VARIABLES

Name Type Address Name Type Address Name Type Address Name Type Address Name Type Address
TOTAL I*4 4-000000 VALUE I*4 4-000004

LABELS

Label Address Label Address Label Address Label Address Label Address
10 2-000000 11 1-000042 999 1-000130

FUNCTIONS AND SUBROUTINES REFERENCED

CLOS$ EXIT OPEN$

Total Space Allocated = 000366 123
No FPP Instructions Generated
```


or network alias permits you to access a file without repeatedly specifying access control information for the remote node. The only difference between a local file access and a remote file access is the need to specify the remote node name, username, and password in addition to the normal device name, directory, and filename. Remotely located files can be accessed from DCL or MCR (Listing 1) as well as from within user-written applications programs. Indeed, almost any type of file access that can be performed on a local file can be performed on a remote file.

Writing a program to access a remotely located file is quite simple (Listing 2). NETTST makes use of RMS' transparent remote file access capabilities to read a sequential input file located on a different system.

In most cases, files accessed over the network can't be accessed at the same speed as files accessed locally. The access time required for data being accessed on remote systems depends on the throughput and latency of the links connecting the two systems. For example, consider two networks: One network uses 9600-bit-per-second, RS-232C circuits to connect your local system to other systems in the network; the other network is composed of machines connected to a local Ethernet.

On the first network, you have slow access times caused by the relatively low bandwidth of the communications link. To be precise, the transmission delay of a 10-block file, containing a total of 5120 bytes of data, will be in excess of five seconds. With the second network, you have a relatively fast response for the transmission of the same file since Ethernet is capable of transferring the same data in less than a second.

This comparison is not completely fair, however. The overhead of setting up a logical link to the other system, validating the access, and initiating the file access add overhead. Usually, with relatively small file transfers, the substitution of Ethernet for the serial RS-232C connection doesn't appreciably improve the transfer rate. Interestingly enough, the effective transfer rate of the relatively slow DECnet link is comparable to the speed of a normal floppy disk. With optimum conditions, DECnet remote file access over Ethernet links offer performance comparable to local hard disk accesses.

System and data security are other considerations when using files over a network. The systems connected to the network must be managed in a manner that ensures that unauthorized users do not gain access to sensitive data. ■



Protect your valuable data investment with powerful tape mass storage capabilities available immediately from BrainWave Systems.

Remarkable 8mm helical scan technology provides you with the compact and effective solution to your mass storage dilemma in both PC and DEC environments.

IBM PC compatible *Data Historian™ Series 100* uses its own menu-driven software for

2 Gigabytes of Storage 2 Great Solutions

easy to use backup/restore functions.

DEC compatible *Data Historian Series 200* is designed to function within your existing data management environment using standard backup/restore utilities.

Act now by calling BrainWave Systems to learn more.

Phone 303/466-6190.

BrainWave 3400 Industrial Lane, Suite 3
Broomfield, Colorado 80020

DEC is a Trade Mark of Digital Equipment Corp. IBM PC is a Trade Mark of IBM Corp.

CIRCLE 449 ON READER CARD

Network DEC to UNIX?

What You Didn't Know--Will Help You!

TCP/IP Networking Software...

Did you know that most UNIX computers already support industry-standard TCP/IP networking protocols? And that Process Software Corporation gives you TCP/IP networking solutions for more DEC operating systems than anybody?

For VMS, RSX, RT-11, IAS, And TSX-Plus...

Network to UNIX using just our TCP/IP software and your standard DEC Ethernet hardware on the UNIBUS, Q-bus, VAXBI, or the new MicroVAX 2000. And run concurrently with DECnet, LAT, or LAVC.

Designed To Benefit You...

Say goodbye to special hardware, messy installation, and unneeded layers of software. Our TCP/IP products are modular, efficient, and designed for the operating system they run on. You benefit from ease of use, simple installation and virtually no maintenance.

For Every Application...

And we support the full range of popular TCP/IP applications, including FTP (File Transfer), TELNET (Virtual Terminal), TCP, IP, and UDP programming interfaces, and others.

You won't find a better lower-cost way to connect DEC to UNIX anywhere!

Interested? Call Process Software Corporation today.

PROCES SOFTWARE 413-549-6994

35 Montague Road • PO Box 746 • Amherst, Massachusetts 01004

DEC, IAS, RSX, RT-11, UNIBUS, VAX, and VMS are Digital Equipment Corporation trademarks. Unix is an AT&T trademark. Ethernet is a Xerox Corporation trademark. TSX-Plus is a S&H Computers trademark.

CIRCLE 381 ON READER CARD

DILOG RA Compatible Subsystems



The PROBLEM SOLVERS

You want more storage capacity from your DEC system. More than the largest RA subsystem. Faster. And with the smallest form-factor.

DILOG subsystems offer 5, or 10, or more Gigabytes of storage. And access times under 15msec. Plus complete DEC compatibility...KDA50, KDB50, UDA50, HSC50 and 70...all ready to plug in and run. Some configurations offer up to 8-times the capacity of competitive designs.

DILOG Problem Solvers offer you the industry's largest choice of configurations...ESDI or SMD drives...5¹/₄ or 8-inch capacities to 850 megabytes...fixed or removable chassis designed for mounting in compact 42 or 60-inch cabinets...the most bytes/cubic inch...NONE GREATER!

Beyond improved performance, DILOG Problem Solvers offer you lower cost. Plus on-site services.

REMOVABLE—QDRA (Quick Disconnect)

High performance removable subsystems featuring one or two lightweight drive modules for secure transport or storage.

FIXED—FDRA (Fixed Disk)

Exceptional storage density of over 54MB per cubic inch make these the outstanding performance value in hard disk storage...the most storage from the smallest footprint.

INSTALLATION

For fast professional installation, DILOG Problem Solver teams can help. Simply notify your nearest office or sales person.

SERVICE

Whatever your needs...periodic check-up, scheduled maintenance, as-needed, or emergency service, you can rely on DILOG Problem Solvers

for fast 24-hour a day service from factory staff conveniently located in 32-field offices world-wide.

RA compatible disk subsystems, installation and service...all just a phone call away.



1-800-DILOG32
(outside Calif.)

Corporate Headquarters
1555 South Sinclair Street
Anaheim, CA 92806
(714) 937-5700, Telex 6836051
FAX: (714) 978-2420

DEC, KDA50, KDB50, UDA50, HSC50 and 70 are trademarks of Digital Equipment Corp.

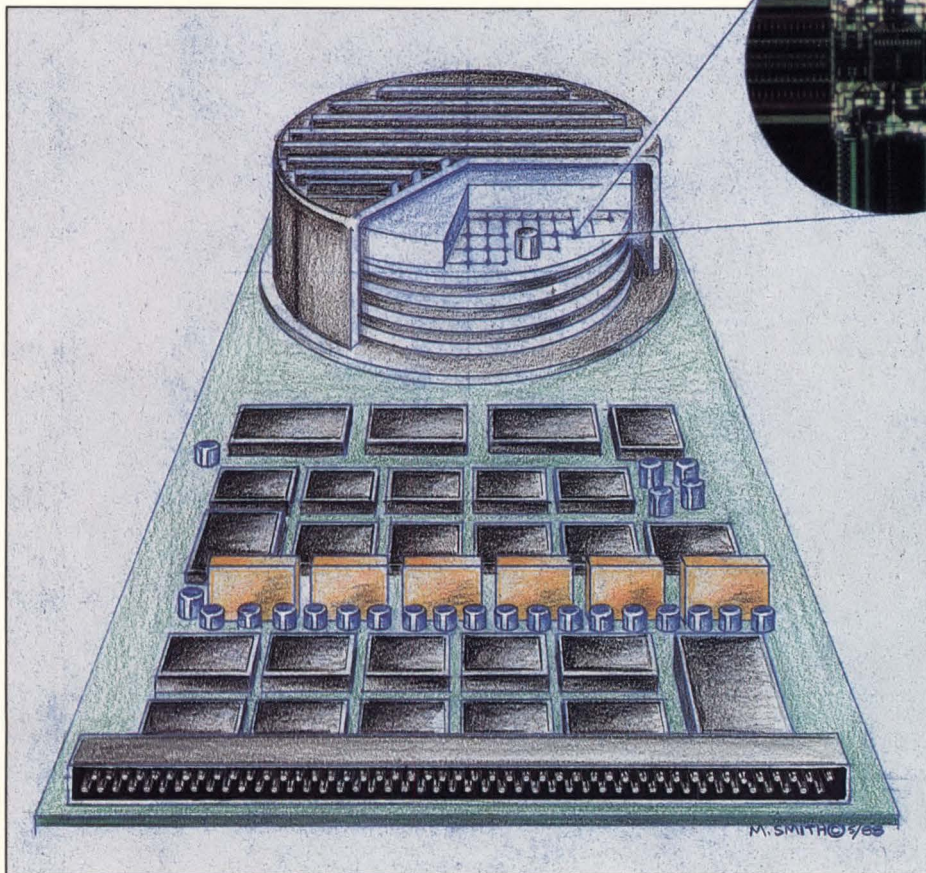
STORAGE™

MASS STORAGE INDUSTRY FORUM

FROM THE PUBLISHERS OF
HARDCOPY MAGAZINE AND HC/WG LABS

JUNE 15, 1988, VOL.1, NO.4

BURYING BITS IN THE SAND



MARTY SMITH

Imagine 5.5 Gbytes of instant access storage in a desktop box. Believe it or not, such devices do exist and more are on the way. What is shown here is Laser Dynamics Inc.'s (Scotts Valley, CA) semiconductor storage module that stores 550 Mbytes of data for a cost of about \$10/Mbyte. The module, which is to be ready in about 18 months, uses 6-in. silicon wafers with interconnected, 1-Mbit Dynamic Random Access Memory (DRAM) cells (shown in detail circle) to produce 55 Mbytes per wafer. Ten wafers are stacked together to produce the module. Of course, electronics are needed and, like board-mounted Winchester, the semiconductor module does require a controller, formatter, and error-correction code (ECC) electronics and firmware. Each of the modules is designed to be linked with other modules to allow you to form large storage arrays. With access speeds well below 100 nsec (the time it takes an electron to travel though 6 in. of nichrome wire), the modules may become integral parts of graphics and image workstations or an integrated cache for optical storage.

DRAM Detail Courtesy OKI Semiconductor (Sunnyvale, CA)

CONTENTS

PROVIDING TRUE DATA INTERCHANGE CAPABILITY: QIC-40

Quarter-Inch Cartridge (QIC) tape drives in the 3.5-in. form factor are the first media to actually enable small computers to read tapes written on different systems by different tape drives. The QIC-40 format helps ensure this interchangeability

by R. Gordon Root page **6**

PHIL DEVIN'S ROTATIONS

Waiting for SCSI—Here it is, now what? page **4**

GEORGE LANGWORTHY'S INSIGHTS TO OPTICAL STORAGE

Technology, products, and the vast gulf between page **14**

I. DAL ALLAN AND KEN HALLAM'S I/O UPDATE

An eye on optical standards page **15**

StorAGE™ is a trademark of
Seldin Publishing Inc.

How To Keep All Your Horsepower From Running Around In Circles.



To really understand your performance problem, just turn traditional thinking around.

You see, your CPU is really more like a peripheral—it's usually your storage subsystem that sets the pace.

When you look at the problem that way, it's a horse of a different color. The solution, of course, isn't a CPU upgrade. It's better management of the data.

At System Industries, that's an

idea we've championed all along. And the same one behind our new CLUSTOR™ family of shared data storage systems.

CLUSTOR allows you to integrate MicroVAXs and other small VAX CPUs, with or without DEC's bigger, high ticket iron. And it takes over most of the I/O functions that normally bog down those CPUs.

CLUSTOR is built around a true multitasking controller, capable of



overlapped seeks and simultaneous data transfers. Between up to 8 CPUs and 16 high performance mass storage devices.

As for what it costs, let's put it this way. When was the last time you saved six figures getting more performance? Up to 90% more, in I/O intensive environments.

And you can saddle it with complex multi-host configurations with no drop in performance.

CLUSTOR is just one example of how our systems can improve the performance of yours. We have a whole company full of people dedicated to doing nothing but that.

Including the largest, best-equipped, best-trained service and support organization this side of Route 128.


Give us a ring at **800-333-2220**. We'll have all your horses pulling together in no time.



**SYSTEM
INDUSTRIES**

CIRCLE 407 ON READER CARD

PHIL DEVIN'S ROTATIONS



WAITING
FOR SCSI—
HERE IT IS,
NOW
WHAT?

After eating up literally millions of dollars of industry, travel expenses, and salary budgets, an ANSI subcommittee hatched the Small Computer Systems Interface (SCSI) in 1986. Only now are we able to reap the fruits of this labor. Apple Computer has been delivering SCSI on Macintosh products for two years, but only a close circle of friends has benefited from storage revenues.

Why hasn't SCSI become the powerhouse connection for all small computers? The fault lies not in the stars, but in the standard itself.

What'd We Do Wrong?

Despite some honorable (but hardly philanthropic) efforts to establish a "Common Command Set" to reduce the number of options and, hence, the scope of varying implementations, most disk drive vendors are forced to support as many as 30 flavors of SCSI!

The result of this "pick one from column A" mentality has been a series of delays in:

- availability of SCSI disk drives,
- widespread SCSI support in operating systems,
- IBM's decision to openly support SCSI devices on PS/2, and
- most of all, revenues for loyal vendors.

Where Are the Drives?

This is not to say that the SCSI industry has led a fallow existence in recent years. Indeed, the industry has been less profitable than proponents ever imagined. Drive suppliers have long trumpeted the strength of their SCSI orders, but a quick look at unit shipments of SCSI versus those of Enhanced Small Device Interface (ESDI) makes ESDI look like the interface of choice. Don't forget that backlog as well as shipments must be combined to get a true feel for the market. Disk drive manufacturers have simply been unable to provide satisfactory SCSI solutions in production volumes; ESDI is the winner by default.

SCSI chip suppliers are to blame for much of this problem, often showing a lack of support to disk drive engineers previously unheard of in the semiconductor industry. Efforts to provide product differentiation have produced such varied SCSI implementations from each chip house that the resulting products are often incompatible. In its haste to get products to market, one disk drive company ended up with three incompatible SCSI products!

Software Hooks

It's hard to tell if an operating system has been designed to support a particular I/O

scheme if it isn't detailed in the documentation. Further investigation looks into MS-DOS BIOS routines shows some peculiar hints to SCSI's future. The IBM PC/XT disk I/O routines are all based on the physical addressing of SCSI. If you recall, the original IBM disk controllers were designed by Xebec, and the similarity to Xebec's SASI chip design was obvious.

Rumors of IBM's possible dedication to SCSI were bashed when someone discovered that the AT controller design was based on Western Digital's controller chip set's command file structure.

Most computer manufacturers have little interest in supporting third-party SCSI devices and, therefore, make no mention of their intentions in software documentation. Encouragingly, Phoenix Technologies admitted recently that SCSI support exists in its BIOS routines for the Micro Channel.

It now appears that, in order to make SCSI a software-supported standard, an industry-accepted UNIX package that relies on SCSI for disk I/O must have general acceptance.

I Am Curious Big Blue


Dataquest has predicted the impending IBM announcement of SCSI support on the PS/2 for almost a year. Recent in-depth analyst briefings at Boca Raton define a planned, high-performance internal and external SCSI bus for multiple peripheral types. The announcement is expected in June 1988.

Limited I/O expansion slots in PS/2 models make the SCSI architecture a "must" for these machines. Synchronous SCSI support is probable from IBM. But volume shipments of new, synchronous, SCSI protocol parts haven't been sufficient to meet IBM's demands, until recently. This is another significant example of a company waiting for SCSI. Watch for IBM's SCSI implementation to be similar to the OEM versions of the 9332 and 9335 disk drives.

The effect of having both Apple and IBM supplying SCSI I/O ports will hopefully reduce the independent SCSI specifications to fewer than 30. Vendors might profit by stopping the support of so many variations of SCSI and settling on the most popular, forcing the standard. The underlying fact is that no company will turn down an order.

The unfortunate delay in the commercialization of SCSI may be a lesson to us all. I hate to make a comparison with governmental lawmakers, but it might be appropriate on the next standard to get the politics out of the way before the document is written and submitted to committee.

SOME THINGS JUST NATURALLY GO TOGETHER.




Like needle and thread. Salt and pepper. Emulex and MicroVAX. All are considered well-known pairs.

So it should come as no surprise that Emulex has introduced a family of high-performance controllers for DEC's new MicroVAX 3500/3600 computers.

Two new Emulex products are MSCP disk controllers which support a well-known pair of drives. The QD34 can support four SMD-E drives of any capacity with transfer rates of 3 megabytes per second. The QD24 easily handles four compact ESDI drives with data transfer rates to 15 megabits per second.

Another new product, the QT14 tape controller, features the industry's only switch-selectable capability for a pair of well-known emulations – TMSCP and TSV05.



These new products reflect the new MicroVAX form factor and, of course, are totally DEC-compatible. So if you're considering one of the new MicroVAX models, include an Emulex controller to make another well-known pair. After all, some things just naturally go together.

Call (800) EMULEX-3, or
(714) 662-5600 in California
Emulex Corporation
3545 Harbor Blvd.
Costa Mesa, CA 92626



Regional Offices: Anaheim, CA (714) 385-1685 Atlanta, GA (404) 587-3610
Burlington, MA (617) 229-8880 Chicago, IL (312) 490-0050 Dublin, CA (415) 829-1170
Teaneck, NJ (201) 836-3717 Washington, DC (703) 264-0670
International Offices: Bracknell 344-484234 Munich 89-3608020 North Sydney 2-957-1669
Paris 134-65-9191 Tokyo 3-234-8951 Toronto (416) 673-1211

DEC and MicroVAX are registered trademarks of Digital Equipment Corp.

©1988, Emulex Corporation, Inc.

PROVIDING TRUE DATA INTERCHANGE CAPABILITY:

QIC-40

QUARTER-INCH CARTRIDGE (QIC) TAPE DRIVES IN THE 3.5-IN. FORM FACTOR ARE THE FIRST MEDIA TO ACTUALLY ENABLE SMALL COMPUTERS TO READ TAPES WRITTEN ON DIFFERENT SYSTEMS BY DIFFERENT TAPE DRIVES. THE QIC-40 FORMAT HELPS ENSURE THIS INTERCHANGEABILITY

BY R. GORDON ROOT, DEI

Once you had to choose between dump-and-restore data backup or data interchange, and these choices represented polarities more than choices. Consider: Quarter-inch cartridge (QIC) tape drives excel in the role of inexpensive, high-capacity dump-and-restore media, but varying implementations of the various format and capacity options available using

nine-track tape promote near-universal media transportability. However, reel-to-reel tape drives have proven too large, too costly, and too short on capacity to satisfy PC users with high-capacity Winchester disk drives. Regardless of what backup medium you choose, it must track the amazing growth in disk capacities shown in Figure 1.

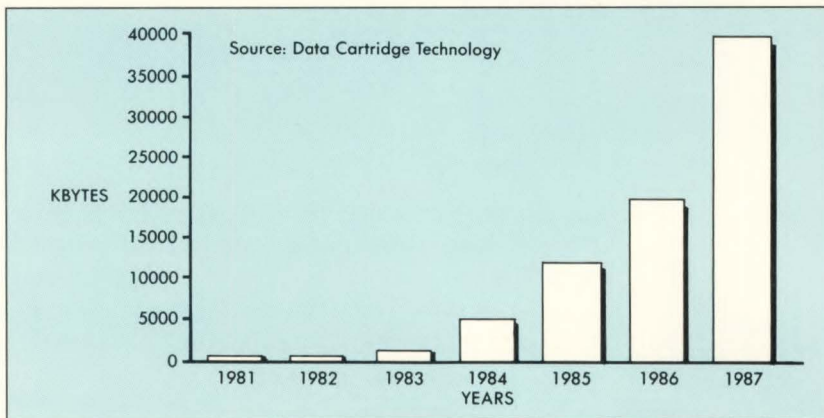


Figure 1—Disk capacity in small computers is growing at a rapid rate. Any backup media that will serve this market must have the same potential for growth.

two QIC form factors have made media transportability in the QIC arena more a promise than a reality.

With half-inch reel-to-reel tape drives, on the other hand, you're sure you have the ability to move media between differing systems—strict recording standards for

Combining Backup and Restore

The shortcomings of having to decide between dump-and-restore and universal transportability are clear. And to better understand the need for media that spans the two polarities, consider the current state of the data storage hierarchy, as shown in Figure 2. Data storage devices can be classified into one of two distinct storage functions:

continued on sector 8

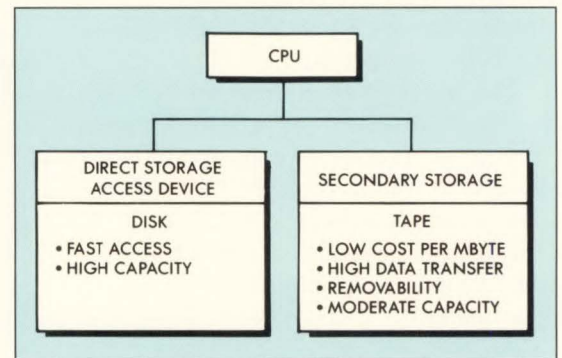


Figure 2—The data storage hierarchy divides all of the storage peripheral needs into two major categories: direct-access or secondary storage devices.

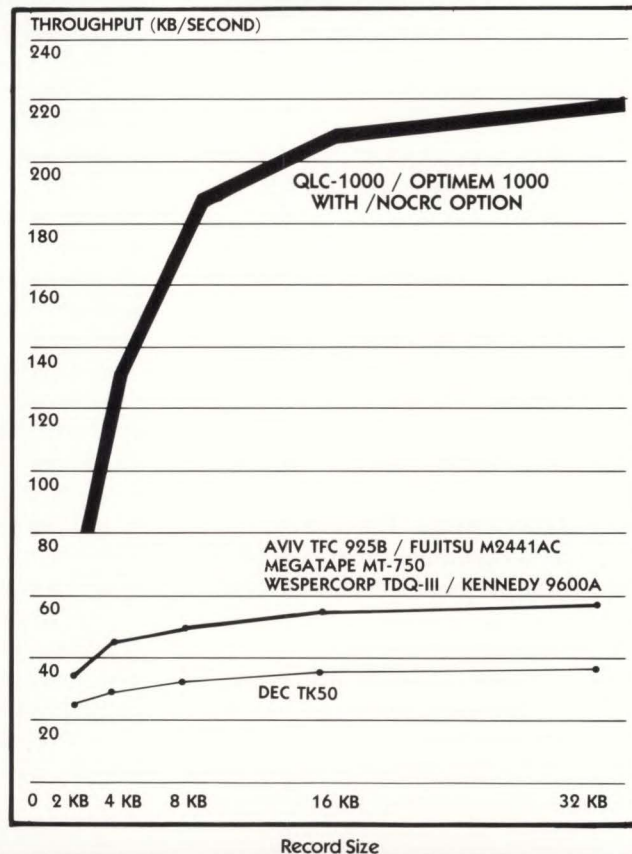
When You Think Optical for Archiving— THINK FAST!

Qualogy's™
Q-bus™

Optical Systems deliver a price/performance figure others can't touch. But, whatever your choice is in optical disks, it's Qualogy's Optical Disk Controllers that really get things moving!

Our optical disk controllers use DEC's™ TMSCP™ protocol for all I/O commands. Operating exactly like a TK50 tape, our optical systems emulating tape technology write files up to nine times faster than competitive optical solutions that emulate magnetic disks.

The best part of all—it's easy to integrate into your current system. All controller functions are on a single board, so there are



“... The QLC-1000™, especially when paired with a fast drive like the OPTIMEM 1000™, offers an unbeatable combination of speed and security.”

—DIGITAL REVIEW—

November 23, 1987

TESTS WERE PERFORMED at Digital Review Labs on a MicroVax II using VMS 4.5 backup utility with cyclic redundancy checking (CRC) disabled (/NOCRC). Digital Review Labs tested with 50,000 block contiguous files transferred from a CDC WREN3 Winchester disk using a Dialog DQ696 controller.

longer an illusion! It's fast!

(800) 722-4970 (Outside California)

(800) 821-0865 (Inside California)

no extra boards to deal with! And, by emulating tape technology, you're assured of transparent operation and complete DEC systems compatibility.

So there's no need to change your applications software, or patch your operating system.

So make your fastest move!

Call us today for a copy of *Digital Review's* benchmark article.

We'll show you that optical storage for DEC systems is no



Qualogy™ and QLC-1000™ are trademarks of Qualogy, Inc. DEC®, MicroVax II™, VMS™, Q-Bus™, Unibus™, TK50™ and TMSCP™ are registered trademarks and trademarks of Digital Equipment Corporation. OPTIMEM® and OPTIMEM 1000™ are trademarks of OPTIMEM, Inc. AVIV®, TFC-925B™ are trademarks of AVIV Corporation. Fujitsu® M2441AR™ is a trademark of Fujitsu Corporation. Wespertec® TDQ-III™ is a trademark of Wesper Corporation. Kennedy® 9600A™ is a trademark of Kennedy Company. Dialog® DQ696™ is a trademark of Distributed Logic Corporation®. CDC™ and WREN3™ are trademarks of Control Data Corporation®. ©1988, Qualogy Inc. All Rights Reserved.

CIRCLE 361 ON READER CARD

continued from sector 8

- direct-access storage devices (DASD) or
- secondary storage devices (tape).

DASD devices provide on-line access—a job that requires fast data access (transaction) times and high-capacity storage. Ever since the '60s, this has been the domain of the disk drive.

Secondary storage applications include data backup (safety), archival storage (filing), and data interchange (for data and program distribution). This has been the traditional role for a variety of tape drives. Tape drives, as a group, tend to feature a low cost per Mbyte, high data transfer rates, removability, and flexible storage capacities. Secondary storage is divided into four subcategories:

1. Dump-and-restore media—ranging from floppy disk and digital tape cassettes to QIC and HI/TC drives. These provide backup and data exchange capability (media transportability between the same drives and systems).

2. Fast-access removable media—applications such as digital imaging require large storage capacities, and this arena is usually forfeited to optical media.

3. Data acquisition and archival media—half-inch tape reels, optical WORM devices,

and helical-scan video tapes are the contenders for this market.

4. System data-interchange media—a number of technologies now compete for secondary storage that provides global data interchange. If this data-interchange capability could be combined with dump-and-restore, you would have a peripheral to accommodate the most significant portions of your secondary storage needs.

It is this combination of secondary storage qualities that PC and super-microcomputer systems require to an increasing degree. The ideal secondary storage system furnishes the capacity to back up the high-capacity, rigid (nonremovable) disk drives of the '80s and to accommodate the needs of large-volume software distribution. The success of more and more system applications depends on being able to distribute enormous quantities of software or data: UNIX operating system updates or Computer Aided Engineering (CAE) design data files.

In the minicartridge 3.5-in. form factor, there is now a standard that will give dump-and-restore QIC drives the format for data interchange—the QIC-40 tape format. This format supports 40 Mbytes on 20 tracks of a 200-ft., .25-in. minicartridge tape using an

continued on sector 10

FINDING ROOM FOR GROWTH

The same tape technologies that currently propel 5.25-in. tape drives toward 5 Gbytes offer minicartridge drives the opportunity to reach to 1-Gbyte capacity. Capacity improvements will come in three areas:

- linear (bit) density,
- track density, and
- tape area.

A drive's linear density is a function of the magnetic particles used in the tape and the encoding method used by the drive. We already have a broad array of magnetic particles used. Chromium dioxide, widely used today, is capable of 25,000 flux changes per inch and has been produced with coercivities as high as 800 oersteds. Cobalt-doped gamma ferric oxide has been certified at 900 oersteds, can reach 1000 oersteds, and typically has a 550-oersted rating. This is the most commonly used type of particle found in tapes for audio and video cassettes as well as for data recording. In the floppy disk arena, barium ferrite is making news, showing coercivities as high as 1000 oersted and

recording densities of 50,000 flux transitions per inch. So, many appropriate magnetic particles are available.

There are more efficient coding schemes than the group-coded recording method that has been used. Run-length limited codes (both 1,7 and 2,7) will make better use of the available flux change capabilities to store data in the same space.

Track density can also be increased. In the same form factor that QIC-40 records 20 tracks, QIC-100 records 24 tracks, and several manufacturers have announced that they can easily reach 40 tracks. With the application of servo systems and autotracking techniques, the reliability of data recorded in such narrow tracks is ensured.

Increasing tape area—making it longer—provides the speediest path to higher capacity. And longer tape shouldn't require any changes to the drive design. For instance, the QIC-40 recording format permits 40 Mbytes on a standard 200-ft. cartridge for a typical cost of \$.75 per

continued on sector 11

Saved.

*Laserdrive 5 1/4" Removable 810 Mb WORM Cartridges:
How they'll change the way you store data.*

Save Time.

Just plug and play. The Laserdrive Model 840 looks just like a Winchester to your MicroVAX II host. No overhead. No special utilities. No wasted time. Performance over three times faster than other optical disks. Fast access, streaming and data caching. 810 Mb formatted cartridges make backup and archiving fast and painless. And no waiting to get them. They're available today!

Save money.

Half the cost per Mb of conventional magnetic tape! And the Model 840's data security and compactness will save you a fortune in data distribution, archiving and use.

Save Peace of Mind.

Data integrity and security that will have you sleeping like a baby. Media life of 10 years for data that can't be written over or erased.

Save On-board Memory.

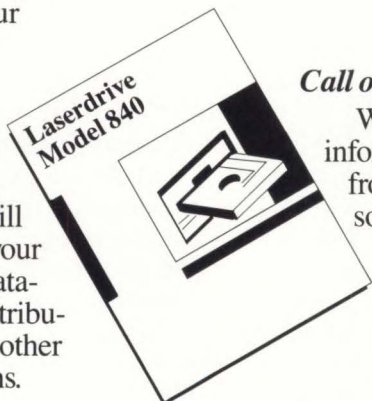
Unlike other optical drives, the Model 840 uses none of your host memory.

Save Critical Data.

No solution even compares. Simple to install and use. Easier and more secure than tape. The Model 840 will change the way you handle your CAD/CAM, engineering, database, archiving, software distribution, financial, imaging and other storage-intensive applications.



*The Laserdrive Model 840
Optical Disc WORM
Cartridge System.*



Call our hotline today!

We'll send you a Model 840 information kit that will save you from outmoded data storage solutions forever!

Call 1-800-952-6300.

Ask for Dept. L12.

In California, call
1-800-423-4400.

Ask for Dept. L12.



LASERDRIVE
LIMITED

“THE SIMILARITY OF THE DATA STORAGE FORMAT TO THAT OF A FLOPPY DISK MAKES THE TAPE CARTRIDGE DRIVE EASY TO IMPLEMENT.”

continued from sector 8
 MFM recording scheme.

The QIC-40 format, illustrated in Figure 3, includes three distinct areas:

- reference burst,
- beginning gap, and
- recording area.

The forward and reverse reference bursts are recorded at 5K flux reversals per inch and provide a relative offset for the center line of the tracks. The forward burst provides the reference for even-numbered tracks; the reverse burst provides reference for odd-numbered tracks.

The beginning gap is a section of erased tape. For even tracks, the beginning gap starts at the load-point marker and runs from 0.5-in. to no more than 2-in. long. Then you find the beginning of the even-numbered tracks. For odd-numbered tracks, the gap is at least 1.5 in. and less than 2 in. between

the early warning marker and the recording area for odd-numbered tracks.

The recording area of each tape track consists of 68 segments, separated by 1 in. of erased tape. Each segment contains 29 data sectors and three error check and correction (ECC) sectors. Each tape contains 2176 sectors.

Within each track are 17 flexible disk tracks (FTK). It takes four segments (128 sectors) to make up each FTK. Tape tracks 00 through 09 correspond to flexible disk side (FSD) 0. Tracks 10 through 19 correspond to FSD 1.

The similarity of the data storage format to that of a floppy disk makes the tape cartridge drive easy to implement. Existing system drivers can view the tape cartridges as volumes, so that backup routines and copy commands need no modification.

Data to Go

In addition to its interchangeability and high capacity, the compact size of the 3.5-in. tape drive and its data cartridge make it an attractive choice for desktop systems. Although a single data cartridge can hold as much information as 50 floppy diskettes and still fits easily into a shirt pocket, we like to call it the “Personal Data Cartridge.” Personal Data Cartridges are easy to transport and the packaging protects the data from physical stress—another important aspect of a backup medium.

Furthermore, the QIC-40 drives prove easy to implement in a system—you can choose interfaces that emulate floppy disks (QIC-107) and work with floppy disk controllers, or, for higher performance, those that use the SCSI interface (QIC-108). This means that you can make the price/performance analysis, select the appropriate drive, and still maintain data interchange. Performance and recording format are not so interdependent that performance increases are achieved at the expense of compatibility.

Other Backup Choices

Of course, minicartridge tape isn't the only backup option available to system designers, but it seems the only one likely to bridge the gulf between data interchangeability and dump-and-restore.

Of the other contenders, optical disk and helical-scan tape drives (especially rotating digital audio tape) have received the most attention as viable removable-media data storage options. So it's important to apply the criteria of secondary storage devices to

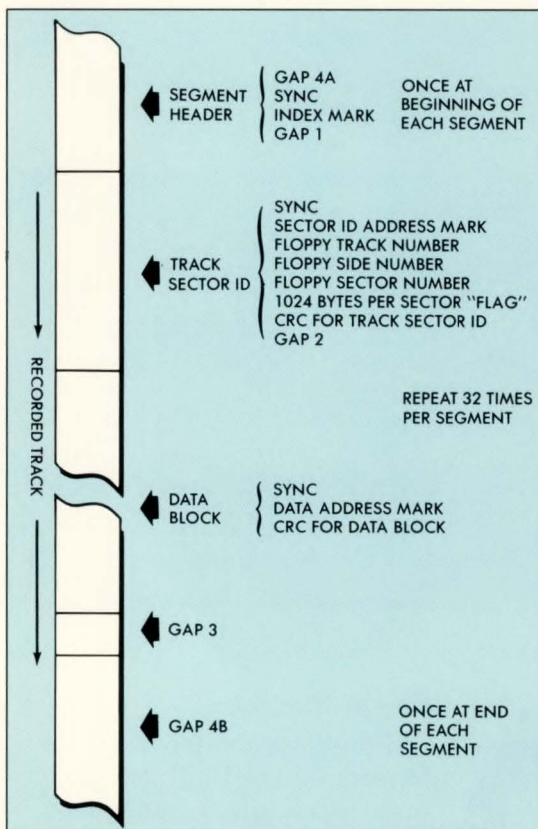


Figure 3—The QIC-40 format defines several parameters important to data interchange, such as the record and block length, that let a user customize the format to match particular system requirements without compromising data interchange. The format process also writes ID records that act as landmarks that the drive can use to locate all other records.

them. Helical-scan media costs around \$12 for a 2-Gbyte cartridge—roughly a penny per Mbyte. Optical disks average \$65 per 400-Mbyte WORM (write-once, read many) disk—approximately \$.16 per Mbyte. So both do offer reasonable storage costs. Neither technology, however, has any interchange standard as yet, and it will be some time before any standards emerge for either. Data interchangeability standards will be among the last concerns of the manufacturers who are taking these products to market.

Future Developments

In order to keep pace with the rapidly growing capacities of rigid-disk drives, the 3.5-in. form factor cartridge must also increase beyond its current 40-Mbyte limit. Although rapid growth in capacity might seem out of the question, it is very much a real possibility. In fact, after closely examining the currently available technology (see sidebar, "Finding Room for Growth"), attaining 1-Gbyte storage using the 3.5-in. form factor seems very

reasonable.

The challenge is to maintain the reliability of data interchange while increasing capacity. The QIC standards committee is now considering a double-density version of the QIC-40 format (QIC-80) that will allow you to store 80 Mbytes on a standard 200-ft. cartridge (120 Mbytes on high-capacity cartridges) and still be able to read cartridges recorded in the QIC-40 format.

A new dump-and-restore-only format, the QIC-110, will sacrifice data interchange for higher capacity—storing as much as 160 Mbytes on a 300-ft. cartridge—so you can optimize use of the cartridge, and perhaps the tape drive, choosing the format that gives you data interchange or the one that affords the highest capacity. S&A

R. Gordon Root, vice president, strategic planning for DEI (San Diego, CA), is responsible for marketing and strategic planning for current and future product lines. He has an M.B.A. degree from the University of Southern California.



continued from sector 8

Mbyte; on a 300-ft. tape, the same format stores 60 Mbytes for a typical data storage cost of \$.58 per Mbyte. This capability is available now by reducing the base film thickness of the tape from 10 microns to 7 microns (the same thickness used in rotating digital audio tape). Then, if you reduce the coating thickness from 3

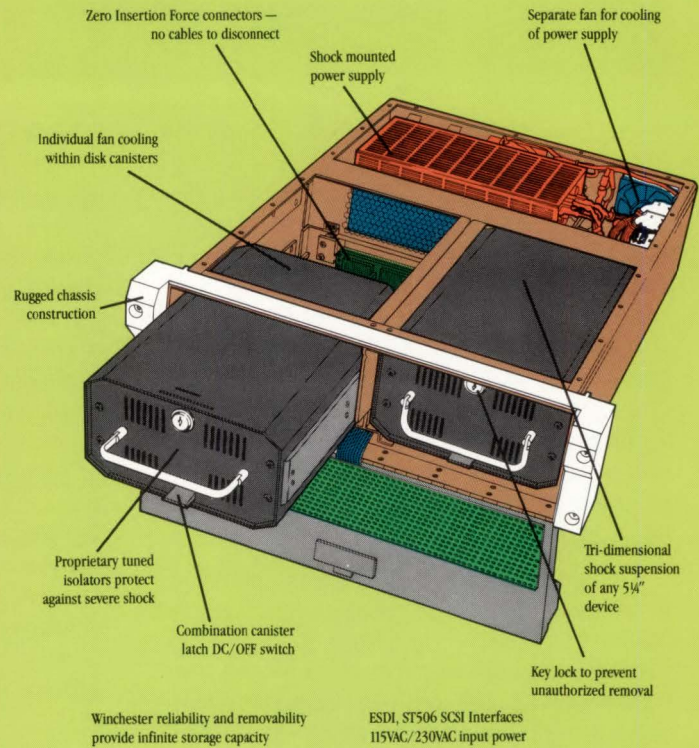
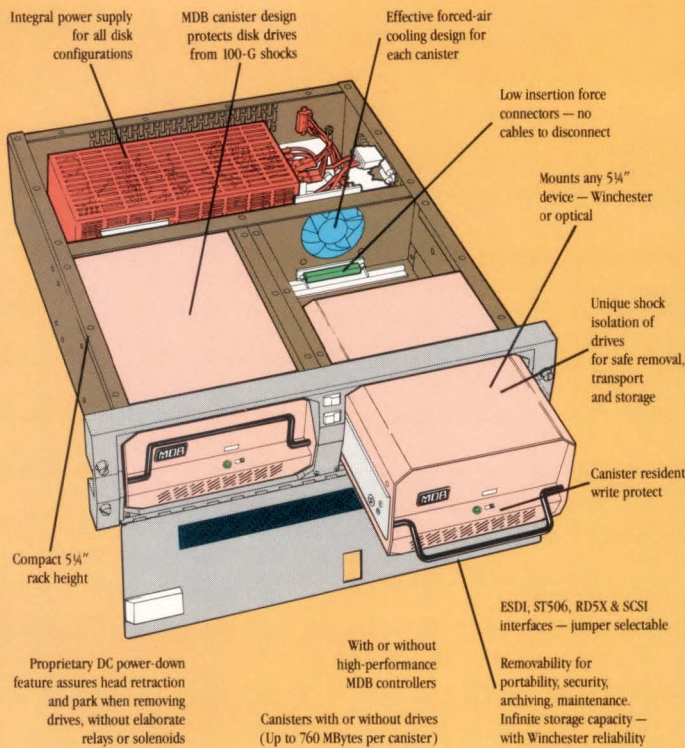
microns to 0.9 microns (already used on floppy diskettes), it makes room for as much as 400 ft. of tape in a standard 3.5-in. form factor cartridge—storing up to 80 Mbytes using the QIC-40 format.

With so many options readily available for increasing data storage capacity in the 3.5-in. form factor, the question is not how, but when?

Table—Capacity Potential Using Alternative, Proven Technologies

	Current	Possible	Multiplier
5.25-in.			
Linear Density	10K bpi (GCR)	80K bpi (2,7)	8
Track Density	18 tracks	40 tracks	2.2
Tape Length (area)	600 ft.	1200 ft.	2
Total Multiplier			35.2
150 Mbytes (current capacity) x 35.2 (multiplier) = 5280 Mbytes (total potential capacity)			
3.5-in.			
Linear Density	10K bpi (GCR)	80K bpi (2,7)	8
Track Density	20 tracks	40 tracks	2
Tape Length (area)	200 ft.	300 ft.	1.5
Total Multiplier			25
40 Mbytes (current capacity) x 25 (multiplier) = 1000 Mbytes (total potential capacity)			
(Capacity = bpi x tpi x tape area)			

Currently available technology should easily allow 5.25-in. QIC tape drives to store more than 5 Gbytes and 3.5-in. drives to reach 1 Gbyte.



The best commercial removable-drive subsystem with shock isolation and superior design.

DATA SHUTTLE 2000™

There is no better shock-isolated, low-cost design for commercial, lab and industrial applications.

The DATA SHUTTLE 2000 is the latest in MDB's family of removable-disk subsystems. Drawing upon real experience in airborne and shipboard ruggedized, militarized installations, MDB is able to offer proprietary shock protection in this affordable and functional package.

You'll get the new freedom of removability: large-capacity data portability, the ultimate in data security, easy software updating, file duplication backup, and maximum system up-time during disk replacement. It has a failure-proof power-down scheme that is automatically implemented when removing the canister.

Plus you get something else: ease of mind, knowing that MDB's unique drive mounts will protect your drives during transport.

That's why MDB will warranty the disk drives for shock-related failures for one-year — even if the manufacturer doesn't! Available with or without controllers or drives so you can integrate your own disks.

The removable-drive subsystem for harsh environments not requiring the added cost of MIL-Spec.

DATA SHUTTLE 3000™

Rock solid dependability ideal for heavy industrial environments.

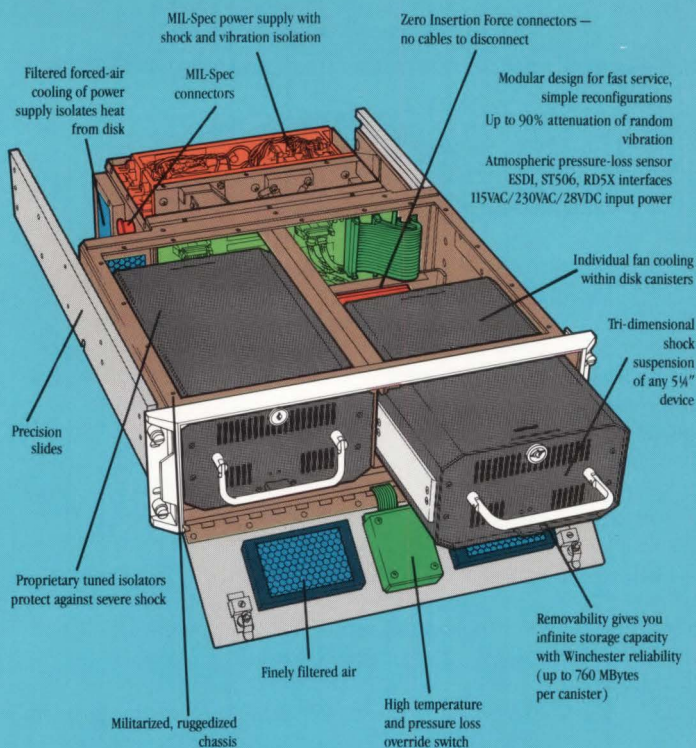
Designed for use in non-military environments, but where shock and vibration protection is a prime requirement, the DATA SHUTTLE 3000 offers many of the operational features of the Model 4000 for rock-solid rugged dependability.

For example, it utilizes the same shock and vibration protection canister with its built-in-fan as the MIL-Spec Model 4000, making it ideal for use in the heavy industrial machine factory environment where shock and/or vibration may pose problems. Zero Insertion Force connectors provide long life to an already reliable product.

The rugged chassis of the 3000 also includes a shock isolated commercial power supply, with commercial interface connectors and slides.

Put it all together and it's a cost-effective alternative to the full MIL-Spec DATA SHUTTLE 4000.

Available with or without controllers or drives so you can integrate your own disks.



DATA SHUTTLE. The family of shock isolated removable drive subsystems designed to take it... anywhere.

The most ruggedized, militarized,
TEMPEST certifiable
removable-drive subsystem today.

DATA SHUTTLE 4000™

The peripheral subsystem that's good enough for MDB's Rugged Computer Systems — militarized and able to take the harshest operational shock and vibration.

The DATA SHUTTLE 4000 is the subsystem to specify for hostile environments — proved by actual MDB experience in airborne and shipboard installations. This is the peripheral subsystem (RCS-P) in our RUGGED COMPUTER SYSTEM series. It's designed for militarized computer systems — not just an adaptation of a commercial product.

It's put together with thoughtful engineering and proprietary concepts. Power is automatically disconnected from the drives when the canister is being removed. Zero Insertion Force connectors provide long life to an already reliable product. Individually cooled canisters protect drives against shock and vibration within the DATA SHUTTLE and during transport.

You can configure the DATA SHUTTLE 4000 to have one or two removable drives, or one removable and one shock protected fixed drive, such as a floppy diskette drive or cartridge tape drive. Available with or without controllers or drives.

Data Shuttle™ Family
for use with all
computer systems



— We put the *State of the Art* to work —

Corporate Headquarters

1110 W. Taft, Box 5508, Orange, CA 92613-5508
TEL: (800) 556-0222 In CA (800) 637-2028
FAX: (714) 637-4060 TWX: (910) 593-1339

FOR UNITED KINGDOM: MDB Systems, U. K., Ltd.

Intec 2, Wade Road
Basingstoke, Hants. RG24 0NE
TEL: 0256 464767 FAX: 0256 59748
TELEX: 858389 MDBSYS G

FOR WESTERN EUROPE: MDB Systems, IRL., Ltd.

Portumna Co., Galway, Republic of Ireland
TEL: (353) 509 41163/41413 FAX: (353) 509 41447
TELEX: 50918 MDB EI

MDB
SYSTEMS INC.

Data Shuttle 2000, 3000 and 4000 are trademarks of MDB Systems, Inc.

CIRCLE 384 ON READER CARD

GEORGE LANGWORTHY'S INSIGHTS TO OPTICAL STORAGE



TECHNOLOGY, PRODUCTS, AND THE VAST GULF BETWEEN

The long-awaited transformation of a new optical storage technology into real product may be at hand. But, as it evolves through its last formative months (or years), remember that the tentative product still will produce a great deal of hoopla, hyperbole, and outright misinformation.

The difficult thing about such evolution is that many hopeful candidates aren't up to the task of ever becoming products—often simply because too much is ascribed to the technology too soon. But the premature attention paid to a false start can turn to enthusiasm for a more realistic product. Once in a while, such timing even gives a technology a second chance.

Technological Karma

Three years ago, some would-be vendors, notably Sharp and Verbatim, introduced Thermo-Magneto-Optic (TMO) storage technology. Developed in part by Dr. Geoffrey Bate, TMO is interesting due to the combination of optical and magnetic technologies. A laser light heats the media, making the magnetic dipoles mobile and subject to reorientation in a strong magnetic bias field. The drives use media of either plastic or glass substrate developed by Philips and DuPont Optical Co. and Daicel. TMO sounded marvelous. The only thing missing was working product. And three years, the vendors discovered, was too long a time to maintain an OEM's interest.

Recent history has Tandy, known to many as Radio Shack, similarly tempting the fates with the announcement of a nonexistent writable (and presumably alterable) Compact Disk—Read-Only Memory (CD-ROM) player. Like TMO three years ago, this product is based on an, as yet, untested technology. The idea is that the drive creates a reflective bubble on the underside of the CD surface. The idea sounds promising, but Tandy officials readily admit that a real product lurks at least 18 months into the future. This "just kidding" announcement had repercussions. Exposed to the air of reality, the bubble didn't reflect—it burst. Tandy stock has suffered and interest in optical technologies forced through another artificial and premature peak.

Fortunately for the optical storage business, a contender emerged from the wings to take advantage of this renewed interest. Ironically, that timely contender is TMO technology. This time the vendor is Maxtor Corp (San Jose, CA). Already well known for high-performance and high-capacity 5.25-in. Winchester disk drives, Maxtor got its corporate feet

wet in the optical arena with a dyed polymer, write-once drive (RT-800S) that Maxtor sells in concert with a subsidiary—Storage Dimensions—that provides the device-driver software.

Now, Maxtor has announced two erasable drives based on TMO technology, but is it real? According to the Vice President of Marketing, Skip Kilsdonk, Maxtor will have the new drives in full production by October.


The new drives have two form factors: Tahiti I is a 5.25-in., 1-Gbyte drive with 30-msec average-access time; Fiji I is a 3.5-in., 160-Mbyte, 100-msec drive. Both use a Small Computer Systems Interface, thus easing integration tasks. Presumably, Storage Dimensions will provide the necessary software drivers.

To achieve a capacity of 1 Gbyte, Maxtor uses a Zone-Bit Recording (ZBR) method similar to that used by Control Data in its Wren IV Winchester drive. ZBR apportions the media surface into recording zones to maintain a constant recording density as it moves from inner to outer tracks. As the read/write transducer moves to the outer edge, it adds an extra sector at each zone break. To ensure data interchange, Maxtor will also conform to the proposed X3B.11 cartridge standard that permits 300 Mbytes of data to be recorded per side. The 3.5-in. Fiji offers similar capability but at lower densities. This drive, to be created for Maxtor by Seiko-Epson, may prove to be an ideal disk for laptops and other portables.

The Tahiti drive, designed by Gordon Knight (the technology wizard behind the Optimum disk drive), is expected to cost approximately \$2,500. The significant item to note regarding the Tahiti drive is its 30-msec average access time; until now optical drives have been much slower. The inherent weight of the read/write mechanism (diode, mirrors, and lenses) and the diode's strength have always limited the speed of the actuator. Maxtor is using a 30mW diode (as compared to conventional 20mW) and has mounted the diode and focusing units on a stationary platform. Only the mirror is mounted on the actuator.

At this time, Maxtor readily admits that the drives are still in the testing stage—the 3.5-in. Fiji, in particular, still needs some mechanical work. So, although you can expect to see some product shipped in the third quarter of '88, you might want to approach this technology carefully to avoid the three new-product demons: life cycle, reliability, and integration problems.

SAI



Available in both 5.25-in. and 3.5-in. models, Maxtor chose tropical names for its erasable optical drives. The 1-Gbyte Tahiti and the 160-Mbyte Fiji both use Thermo-Magneto-Optic (TMO) technology.

I. DAL ALLAN AND KEN HALLAM'S I/O UPDATE

The Compact Disc (CD) is a recent electronic marvel that's very popular with today's consumer. In fact, most of the people in the computer industry that I've spoken with own a CD player. I have one at home myself. They are small, easy to use, and not terribly expensive, yet the sound quality is excellent.

It didn't take long for someone familiar with computers to notice that the CD has a lot of information stored on it in digital form, which just might have a use in the computer field. Audio sound reproduction has traditionally used analog recording methods, which is one way to compact information, but isn't well matched to the computer industry. The player is a digital device already, so it shouldn't be too difficult to modify for computer applications.

When CDs were first employed as media in the music industry, several of the consumer electronics companies came to an agreement for recording standards. This made it easy to design machines that could play any disk conforming to the standard, and we didn't have competing recording formats. The leaders in this effort were N.V. Philips (a Dutch company) and Sony of Japan, although several other Japanese companies soon joined their efforts to create a de facto standard.

Partnerships between Dutch and Japanese merchants go back hundreds of years. Long before Commodore Matthew C. Perry sailed into Uraga Harbor on July 8, 1853, the Dutch had set up exclusive trading links with Japan. Perry, with four U.S. Navy vessels, ended the isolation of Japan enforced by the shogunate and ended the exclusive access enjoyed by the Dutch. However, the Dutch continued to have considerable influence in Japan because of their long association there.

Most readers might be surprised to find out a statue of a Westerner stands in front of the Osaka headquarters of Matsushita Electrical Industrial Co. The statue is a likeness of Anton Philips, the former President of N.V. Philips. It was placed there to honor the company that helped Matsushita emerge from the ruins of World War II.

The CD agreement was hammered out between Philips and Sony before any products had shipped and before any company had an installed base and a market to protect. This is in sharp contrast to what happened in the Videocassette Recorder (VCR) market. As you will remember, Philips had its own VCR format, V-2000, which it tried unsuccessfully to

get the Japanese to adopt. The market success of the VHS format is well known, but less well known is the story behind it.


Japan Victor Corp. (JVC), a subsidiary of Matsushita, originally developed the VHS format. Rather than push a new product and proclaim it the "best" format for the consumer, the management at JVC opted for a quiet strategy. JVC contacted many other firms in Japan and asked for support of the VHS format and gave assistance to those firms interested in designing similar machines. This was a most unusual procedure in the hotly competitive consumer electronics market. It wasn't an instant success either, but JVC management stuck with it, and the results began to show. A technically superior product, the Betamax soon began to suffer in sales against the family of VHS products that are available from a wide variety of manufacturers. Philips, in spite of its long association with Matsushita, declined to embrace the VHS format and insisted on doing it "its own way." Philips, never strong in U.S. consumer electronics, had no chance with the V-2000 format in the U.S. market.

The experience with the VCR market led both Philips and Sony to realize that they could not establish a new consumer media standard on the basis of their name alone, nor simply through a product's technical superiority. Philips also learned that all partners in a joint effort must contribute to the result.

The V-2000 recorder/player was paraded before several Japanese companies as a finished product; all they had to do was sign the license agreement. This approach met with little enthusiasm in Japan, and Philips went home empty-handed. After this lesson was absorbed, a new approach was taken for the CD. Philips brought a series of drawings and concepts to Japan, then asked for suggestions. Sony saw the merit in the product and agreed to work with Philips to set the final specifications.

They jointly worked out a format for recording music and the meaning of various codes and subcarriers. These are all detailed in the "Red Book," a modest-sized volume available only from Philips. To get a copy, you must sign a license agreement and pay a fee to Philips.

Subsequently, another volume was put together to describe the methods by which computer information should be recorded on a CD, which is then referred to as CD Read Only



AN EYE ON OPTICAL STANDARDS

Memory (CD-ROM). This volume is known as the "Yellow Book," and, as before, may be obtained from Philips after signing a license agreement and paying a fee.

A third volume, the "Green Book," details the format for CD-Interactive (CD-I). CD-I is a mix of audio, computer, and video data on the same disk. The goal is for it to become a new form of entertainment media and a training aid for companies. The usual restrictions apply to the availability of this book.

If the Yellow Book describes the format for CD-ROM, we have a standard, and, therefore, a way for everyone to read a CD-ROM, right? Wrong. Computer people have faced this problem ever since the days of punched cards and paper tape. Removable media often moves from one system to another, and then the fun begins. Ever try to read a floppy disk on an IBM PC (or compatible) that was written by a Macintosh? How about vice versa? I've tried it on my Macintosh and I get the Mr. Yuk symbol on the screen. Nothing's wrong with the media or the format—it's just not the logical format the system was looking for and, therefore, the system is unable to read it.

What is the logical format? Logical format usually refers to the sector numbering, the location of the volume label, the directory format and location, and the defect management scheme. All of this depends on the operating system that will use it, not on the modulation code used in recording, the frequency of recording, and other items that are part of the physical format. The CD-ROM format, as specified in the Green Book, is of the physical type and does not resemble any other computer media format so you can't just treat it as a floppy or Winchester.

So it seems we need a logical format. The folks who want to use CD-ROM are, for the most part, book and catalog publishers. This explains the interest of the National Information Standards Organization (NISO), in the CD-ROM format. NISO is organized under ANSI as technical committee Z39, which has been assigned the task of codifying standards for libraries and the publishing industry. As with most ANSI technical committees, Z39 didn't attempt to create a new standard, but started with a working document from an outside source—in this case, a small informal club known as the High Sierra Group.

When creating this document, the High Sierra Group attempted to incorporate, into one standard, the ability to interchange prerecorded optical media between the two main types of micro processors in use today: Motorola and Intel. The degree of success they achieved remains to be seen. Some have argued that the majority of applications for CD-ROM are custom, turnkey, niche markets that do not require multisystem interchange. A truly uni-

versal application is yet to be found. Most of the publishing applications that make sense are catalogs. How many books do you want to read on a boob tube?

In any event, the work on the CD-ROM standard has been questioned since it requires the Yellow Book be used as a base reference. ANSI rules normally require that a proposed standard and any reference standard be in the public domain. This is because the standards are voluntary and should protect against anyone being singled out for favoritism or discrimination by a standard.

Rumor has it that Philips is about to make the Yellow Book public and ease the license restrictions, so this particular problem may go away.

The only other removable media standard in general use today is for the nine-track tape, ANSI Standard X3.27-1978. This is a logical format standard, and companies wishing to exchange large blocks of information use it often. In fact, if you have a database you would like recorded onto a CD-ROM, the first step usually is to get it recorded onto nine-track tape. Semiconductor firms that want to exchange design or mask information use standard nine-track tapes. So it follows that a new information interchange standard, with the potential to replace nine-track tape in some applications, is a serious undertaking with the potential to affect a large part of our industry.

While CD-ROM activity is approaching the standardization problem from the perspective of the publishing industry, the work being done by ASC X3B11 on 5.25- and 3.5-in. media is from the perspective of the computer industry. A small group within X3B11 is also working on a logical standard for optical media. This standard document attempts to describe file labels and structures and is loosely based on the nine-track tape standard. It's in its fourth draft and is known as document number X3B11-1986-152. This document is intended for use on optical media, regardless of diameter or recording method.

While the librarians are debating the merits of CD-ROM, the computer jocks at X3B11 are working on the media that *may* someday rival Winchester storage for speed and be a large improvement in cost. The X3B11 technical committee has already drafted one WORM standard for 5.25-in. disks (and has two more coming) and is working toward a media standard for 3.5-in. optical media.

My next column will be an update on X3B11 activity.

This month's column was written by optical recording specialist Ken Hallam. Write to Ken at 29112 Country Hills Rd., San Juan Capistrano, CA 92675.

Reader Interest Level

High Circle No. 253
Medium Circle No. 255
Low Circle No. 257



As a text-processing language, TPU can be used to write programs for wholesale text and file manipulation

In the past several issues we've had a chance to explore some of the complexities and features of DCL. We aren't through with DCL, but several of our readers have requested more information on the Text Processing Utility, TPU.

TPU is a programmable text processing utility that is included with your VMS system. Using TPU, programmers can create text editors suited to specific, individual needs. TPU provides a migration path for veteran programmers by emulating their favorite editors and offering the prospect of customization including enhancements such as multiple windows and spawned subprocesses that may be incorporated.

But TPU is more than a means to creating an editor. As a text processing language, TPU can be used to write programs for wholesale text and file manipulation. This month's Toolbox describes one such program.

When we write the VAX/VMS Toolbox for *Hardcopy* each month, we have to know its length. WORDS.TPU tells us just that by counting the words in an ASCII text file.

WORDS.TPU consists of three "user-defined" procedures—procedures made up of "built-in" TPU procedures (referred to here as built-ins) and lexicals. User-defined procedures begin with the PROCEDURE statement and end with the ENDPROCEDURE statement.

The first user-defined procedure, TPU\$INIT_PROCEDURE, is required. When TPU begins execution, this procedure is invoked, and the procedure passes control to the user-defined procedure, EXE. When control is returned from EXE, the built-in QUIT exits the procedure without writing an output file.

The EXE procedure is the next part of WORDS.TPU. The ON_ERROR/ENDON_ERROR construct contains

```
PROCEDURE TPU$INIT_PROCEDURE
    EXE;
    QUIT
ENDPROCEDURE;

PROCEDURE EXE

    ON_ERROR
        RETURN;
    ENDON_ERROR

    search_file := GET INFO ( COMMAND_LINE , 'file_name' );
    search_print := FILE_PARSE( search_file );
    main_buffer := CREATE_BUFFER( 'main' );
    SET( NO_WRITE, main_buffer, ON );
    MESSAGE( FAO( "Working on !AS", search_print ) );
    message_buffer := CREATE_BUFFER( 'message' );

    LOOP
        input_file := FILE_SEARCH( search_file );
        EXITIF input_file = '';
        ERASE( main_buffer );
        POSITION( BEGINNING_OF( main_buffer ) );
        words_file := READ_FILE( input_file );
        POSITION( BEGINNING_OF( main_buffer ) );
        COUNT_FILE;
    ENDLOOP;

ENDPROCEDURE;

PROCEDURE COUNT_FILE

    ON_ERROR
        DELETE( message_buffer );
        MESSAGE ( FAO( "!AS has !UL word!%S.", WORDS_FILE, WORD_COUNT ) );
        message_buffer := CREATE_BUFFER( 'message' );
        RETURN;
    ENDON_ERROR

    word_count := 0;
    temp_range := 0;
    word_pattern := SPAN( "ABCDEFGHIJKLMNOPQRSTUVWXYZ0123456789-$.'_/" );

    LOOP
        temp_range := SEARCH( word_pattern, FORWARD );
        word_count := word_count + 1;
        POSITION( END_OF( temp_range ) );
        MOVE HORIZONTAL( 1 );
    ENDLOOP;

ENDPROCEDURE;

SAVE( "SYS$COMMON:[SYSLIB]WORDS.TPU$SECTION " );
QUIT
```

statements that will be executed in the event of an error. Our ON_ERROR construct returns control to the calling procedure, TPU\$INIT_PROCEDURE.

After ENDON_ERROR, a built-in GET_INFO is used to return information about the editing session. When invoked with COMMAND_LINE as the first parameter and file_name as the

second parameter, the filename on the command line is returned to the variable search_file. For example, if the command "\$ WORDS TOOLBOX.TXT" were entered, search_file would become "TOOLBOX.TXT".

The next line uses the built-in FILE_PARSE to return the expanded
continued on sector 85

HOW TO
SERIES

CHAMPAGNE AND CAVIAR ON A FAST FOOD BUDGET

A RENTAL
OR LEASE
PROGRAM
DESIGNED FOR
DEC USERS



DATALEASE HAS THE MENU

APPETIZERS

- Freedom to Upgrade
- Try Before You Buy
- 100% Financing
- Preserve Credit Lines
- Protect Against Obsolescence
- Lease Back Arrangements
- 90 day to 60 month Terms
- Credit Toward Purchase
- Extended Warranties

714•632•6986
FAX 714•632•9248

ENTREES

- DEC RA81CA and A A
- Disk Drives & Subsystems
- Tape Drives & Subsystems
- Esprit & Lanpar Terminals
- Xerox, Printronix & Data Products Printers
- Clearpoint & National Semiconductor Memory
- Emulex, Dilog & Spectralogic Controllers

VAX, PDP and DEC are trademarks of Digital Equipment Corp.



THE CASH CONSERVATION COMPANY

DATALEASE SYSTEMS & FINANCIAL • 1061 SOUTH MELROSE AVE • PLACENTIA, CA 92670

**DISK DRIVES • TAPE DRIVES • SUBSYSTEMS • CONTROLLERS • MODEMS
VIDEO TERMINALS • ADD-IN MEMORY • PRINTERS • LASER PRINTERS**

continued from sector 83

file specification for the file referenced by `search_file`. The resulting variable, `search_print`, is created for display to the user. `CREATE_BUFFER` is used to initialize an editing buffer designated "main" and referred to by the variable `main_buffer`. Buffers are the areas where text may be manipulated.

Then, the built-in `SET`, used with the keyword `NO_WRITE` and the parameter `main_buffer`, indicates that the editing buffer "main" is not to be written out (to a disk file) even if the contents are modified. The built-in `MESSAGE` normally inserts characters into a buffer referred to by the variable `MESSAGE_BUFFER`. When no buffer variable of that name exists, TPU displays the message on the terminal. Next, `CREATE_BUFFER` is invoked to establish the variable `MESSAGE_BUFFER`. This ensures that any additional messages will be inserted into the buffer named "message". This is done to prevent TPU-generated messages from cluttering up the user interface.

Now a `LOOP` is entered to process all files that match the file specification. On the next line, the built-in `FILE_SEARCH` is used to locate the next file matching the specification `search_file`. After returning all matching files, `input_file` will become null, causing `EXITIF` to jump out of the `LOOP`. `ERASE` clears the buffer of any previous file. Since `ERASE` doesn't reset the character position within the buffer, the built-in `POSITION` is used to move the pointer to the top of `main_buffer`. The `BEGINNING_OF` built-in returns the starting character position for the specified buffer.

Next, the built-in `read_file` is used to store the `input_file` in the current buffer (main). `POSITION` is again used to move the pointer to the beginning of the buffer and the procedure `COUNT_FILE` is called.

Next is the user-defined procedure, `COUNT_FILE`. `COUNT_FILE` is called by `EXE` and begins with its own `ON_ERROR/ENDON_ERROR` construct. In this case, any error is assumed to indicate that the count of words should be reported.

The first statement to be executed under an error condition is the built-in `DELETE`. When the buffer name `message_buffer` is passed to `DELETE`, that buffer is removed. This is done so that the display from the subsequent use of `MESSAGE` will be directed to the terminal rather than to the

`message_buffer`. The display is constructed using the Formatted ASCII Output (FAO) lexical. Those who have followed VAX/VMS Toolbox will remember using this system service in the form of the DCL lexical function `F$FAO`.

`FAO` formats the variables `words_file` and `word_count` using the formatting directives `!AS`, `!UL`, and `!%S`. The directive `!AS` is replaced with the string associated with `words_file`. Next, the word "has" is concatenated to the string. `!UL` converts the integer `word_count` to a suitable numeric string. Next, "word" is added to the string. `!%S` adds the letter "s," making "word" into "words" if the last number referenced (in this case, `word_count`) has a value other than one.

The next line uses `CREATE_BUFFER` to recreate the message buffer referred to by `message_buffer`. Again, this is done to avoid having TPU-generated messages appear on the user's terminal.

The next lines of the `COUNT_FILE` procedure initialize the variables `word_count` and `temp_range` to zero. The subsequent line uses the built-in `SPAN` to create a pattern that will match the longest string of characters containing the characters specified. This pattern is referred to by the variable `word_pattern`. Any search using `word_pattern` will continue to match until a character not contained within the pattern is encountered. For example, if the pattern were "DOG", then the following strings would match: "DOG", "GOD", "DGO", "GDO", "OGD", "ODG", "DDD", "GGD", along with the rest of the permutations of the letters "D", "O", and "G".

In this case, the pattern is A to Z, 0 to 9, and several special characters. Since TPU doesn't differentiate between upper and lower case, the pattern will match lower case characters also. All characters not in this pattern are considered word delimiters. Of course, additional special characters could be added to prevent them from being considered word delimiters.

The `LOOP/END_LOOP` block beginning on the next line causes the statements contained within to be executed repeatedly until an `EXITIF` condition is met or an execution error (such as end of buffer) is encountered. The first statement in the `LOOP` uses the built-in `SEARCH` to locate the next "word" in the buffer. The location of this "word" is referenced by the variable `temp_range`.

The next line bumps the variable `word_count` by one. Subsequently, the built-in `POSITION` is invoked to reset the next search to begin at the end of the current word, which is referred to by `END_OF(temp_range)`. Since this statement places the character position at the last character of the word found, `MOVE_HORIZONTAL(1)` must be used to move to the first character beyond the match. If this was not done, `SEARCH` would continue to match that single character. For example, if the word matched were "monkey", the `POSITION` invocation would leave us pointing at the "y". The repeated execution of `SEARCH` would continue to match "y" as the word indefinitely.

This `LOOP` continues until an attempt is made to move or search beyond the end of the buffer. At that point, the error procedure is invoked and control is returned to procedure `EXE`.

Statements following these procedures will be executed when `WORDS.TPU` is read as a command file (rather than a section file). The built-in `SAVE` is used to create a TPU section file containing the binary form of the above procedures that later will be invoked as a section file.

To compile `WORDS.TPU` into this section file, enter the following command at the DCL (\$) prompt: `"EDIT/TPU/NOSECTION/COMMAND=WORDS.TPU"`.

TPU will read in `WORDS.TPU` and compile the procedures. When the `SAVE` statement is encountered, these compiled procedures will be written to the specified output file.

By entering the following line into `SY$MANAGER:SYLOGIN.COM`:

```
"WORDS:= = EDIT/TPU/  
NODISPLAY/  
SECTION=SY$LIBRARY:WORD  
S.TPU$SECTION"
```

you can type "WORDS," a space, and the filespec at the DCL (\$) prompt to get a count of the words in that file. For example:

```
"WORDS TOOLBOX.TXT"
```

When this command is entered, TPU will read-in the section file, look for the procedure `TPU$INIT_PROCEDURE`, and begin execution.

We hope you'll enjoy tinkering with `WORDS.TPU`. Thanks to those of you who've written with suggestions for improvement of the VAX/VMS Toolbox. We're pleased with the volume of response. Please continue to provide us with feedback; it's important to the ongoing usefulness of this column. ■

Summer Product Spotlight



RAF Print Server Software

RAF Print Server Software is a PC software package that allows PC printers to be configured as VAX/VMS system printers, as if connected through a DEC Terminal Server. RPS allows sites to connect up to 4 printers to any convenient PC, which eliminates expensive wiring or DEC Terminal Servers, saving valuable time and money.

For further information call Datability
800-342-5377, in NY 212-807-7800


CIRCLE 457 ON READER CARD



VAX/VMS SITE MANAGEMENT TOOLS: Regain control of your single VAX, cluster and network. Let our fully integrated, distributed management system streamline, automate and simplify your operations. Our system includes ACT and PROJECT for resource and project accounting; MEDIA, ARCHIVE 2000 and VAULT for off-line storage management; SCHEDULE for automated job scheduling; and DISKIT 2000 for managing on-line storage.

ISE INC.,
213/837-8339

CIRCLE 458 ON READER CARD




CDU-700/TM UNIBUS MSCSP/TMSCSP SCSI HOST ADAPTER

The CDU-700/TM is an intelligent hex-wide Unibus MSCSP/TMSCSP SCSI host adapter which supports 64K bytes sector buffer, command queuing, seek optimization, on board utility, standard SCSI bus arbitration, disconnect/reconnect, and all required SCSI commands. Up to seven SCSI target devices can be connected to CDU-700/TM with SCSI bus data transfer rate to 2MB/sec.

The CDU-700/TM supports 2.3 GM Exabyte's EXB-8200 drive, 1/4" and 1/2" SCSI tape drives and SCSI disk drives.

CMD TECHNOLOGY, INC.
(714) 549-4422

CIRCLE 459 ON READER CARD



ETHERNET USERS

Now An Affordable Ethernet Network Analyzer

* ADVANTAGES: Measure Network Performance. Troubleshoot Network Problems. Tune Network. Monitor & Analyze Network Traffic. Debug Application Software


* PERFORMANCE: Monitors/retains 100 packets/sound. Packets retention can be user defined. Retained packets accurately timestamped. Statistics graphically displayed in real time. Generates user defined network traffic

TECNET SYSTEMS

1499 Pomona Road, Corona, CA 91720 (714) 272-2977

CIRCLE 460 ON READER CARD

Summer Product Spotlight



At Clayton Computer Systems we specialize in buying and selling new and used computer systems. Only CCS brings together the industry understanding technical expertise, unparalleled sales staff, and proven performance record to deliver a system at or below your budgeted cost. Systems integration is not for everyone. At Clayton Computer Systems it is our specialty.

Clayton Computer Systems
(916) 925-5727
(916) 925-7340 FAX

CIRCLE 461 ON READER CARD


MITEK SYSTEMS

DON'T BE S/3XCOMMUNICATED

If you have an IBM® System/3X and a VAX, you want your System/3X to communicate with your VAX and other vendor devices. Mitek Systems has a Product Group which allows your System/3X to communicate with a wide range of other devices via an Ethernet TCP/IP network.

(214) 490-4090
Mitek Systems
2033 Chennault Drive, Carrollton, Texas 75006

CIRCLE 462 ON READER CARD



MDB's DATA SHUTTLE 2000 is a rack mountable or table top chassis with one or two removable disk canisters that provide shock isolation for 5¼ inch drives. Proprietary state-of-the-art shock mounting protects the drives during removal, handling and storage.

- Disk capacities from 86MB to 760MB unformatted
- Compatible with most computers and workstations including DEC and Sun Microsystems

MDB SYSTEMS, INC.
(714) 990-6900, (800) 556-0222, (800) 637-2028 In CA

CIRCLE 463 ON READER CARD



SmarTerm 240 will turn your PC into a powerful graphics and text terminal with a combination of sophisticated DEC VT240/241 color graphics, ReGIS and Tektronix 4014 graphics. Precise emulation of the DEC VT220, VT100 text terminals, true double-high double-wide characters, 132 column display, popular network support and extensive communications features make this your DEC emulation choice.

Persoft, Inc.
Madison, WI
608-273-6000

CIRCLE 464 ON READER CARD

Walker Richer & Quinn, Inc.

Use RLAT with Reflection Series software on your PC to make a LAT connection to a VAX over Ethernet, and get the connection features you'd want from Digital's PCSA or DECnet DOS products. Without the expense! RLAT protocol driver for PCs on a Local Area Network is a practical alternative to RS232 asynchronous connections. \$99 with quantity discounts.

Walker, Richer, Quinn
1-800-8PC-2VAX

CIRCLE 465 ON READER CARD

DEX

RECOVER 25% OF YOUR VAX WITH THE DEX POWER SUBSYSTEM
Capacity 173 or 382 M Bytes. 15 M Bit/Sec Data Rate. ESDI or SCSI Interface. 18 M SEC Average Seek Time. 35,000 Hours MTBF. Center-Stack "Hybrid" Servo. Switchable Synchronous or Asynchronous SCSI. Disk Maximizer. Dynamic Load Balancer. Maintain Peak Disk Efficiency-Increase Operating Efficiency.

DEX Corporation
Call 714-632-1841

CIRCLE 466 ON READER CARD

Summer Product Spotlight

Walker Richer & Quinn, Inc.

Get more mileage from your IBM PC or compatible with **Reflection 2 PLUS**, complete VT220, VT102, VT52 and Tektronix 4014 monochrome graphics terminal emulation. Transfer files with Reflection's propriety file transfer, or use Kermit or XMODEM. Customize your PC keyboard to match your favorite layout with Reflection 2 PLUS's complete keyboard remapping capability. Reflection 2 PLUS works over most popular local area networks, including PCSA LAT. And, you can run multiple sessions of LAT, or even maintain a LAT session without invoking Reflection*. Backup and restore files on your PC to the VAX/VMS or UNIX/ULTRIX, using the host as storage, with Reflection 2's PLUS feature. Reflection's powerful command language helps you automate routines with easy-to-use, BASIC-like commands. \$249. Quantity discounts available.

Walker, Richer, Quinn 1-800-8PC-2VAX

CIRCLE 467 ON READER CARD



The new Hardhat Series extends the power of integrated graphics/alphanumeric terminals onto the shop floor. Now combined DEC and Tektronix emulations are available in a hardened, no-fan enclosure sealed to NEMA-12 requirements (including the full-travel keyboard). Tough enough for the factory, all the functionality and selection of GraphOn's leading 200 Series is ready for action in harsh environments. Available now!

1-800-GRAPHON

GraphOn Corporation


1901 South Bascom Avenue, Campbell, CA 95008

(408) 371-8500

CIRCLE 468 ON READER CARD

More than a database for the department computer, RDM is application development, spreadsheet, graphics, and word processing. Only RDM's Complete Application Development Strategy spans the full range of application needs with a single family of integrated, affordable products.

Rely on RDM to meet all your information management challenges!



INTERACTIVE TECHNOLOGY INC. 800/362-6203

460 Park Plaza West
10700 SW Beaverton-Hillsdale Highway
Beaverton, Oregon 97005

CIRCLE 469 ON READER CARD

Dataseal offers the entire line of SUN MICROSYSTEMS and DEC products including Graphic Work Stations, CENTRAL PROCESSING UNITS, DISK and TAPE subsystems including:

DISK DRIVES
TAPE UNITS
CONTROLLERS

FUJITSU, TOSHIBA
FUJITSU, CIPHER, KENNEDY
EMULEX, DILOG, CIPRICO,
SPECTRALOGIC

VIDEO TERMINALS
MEMORY

ESPRIT, WYSE, LANPAR
CLEARPOINT,


PRINTERS

NATIONAL SEMICONDUCTOR
XEROR LASER PRINTERS,
PRINTRONIX, DATA PRODUCTS
PRENTICE
TRIMM

Our flexible leasing/rental programs encompass periods from 90 days to 5 years with very attractive purchase options; e.g. 100% of all payments applied to purchase.

DATELEASE
(714) 632-6986

CIRCLE 470 ON READER CARD



CQD-200/TM Q-BUS MSCP/TMSCP SCSI HOST ADAPTER

The CQD-200/TM is an intelligent dual-wide Q-bus MSCP/TMSCP SCSI host adapter which supports 16K bytes sector buffer, command queuing, seek optimization, on board utility, standard SCSI bus arbitration, disconnect/reconnect, and all required SCSI commands. Up to seven CSI target devices can be connected to CQD-200/TM with SCSI bus data transfer rate to 2MB/sec.

The CQD-200/TM supports 2.3 GB Exabyte's EXB-8200 drive, 1/4" and 1/2" SCSI tape drives and SCSI disk drives.

CMD TECHNOLOGY, INC.
(714) 549-4422

CIRCLE 471 ON READER CARD




The ANC-15 Thin-net Transceiver provides an Ethernet connection to a thin coaxial cable (RG-58). This product conforms to Ethernet/IEEE 802.3 (10BASE2) Transceiver specifications and 10Mbps Ethernet CSMA/CD Operation. The ANC-15 has an integrated BNC T-connector which allows quick connection to an Ethernet thin coax segment. The ANC-15 provides two LED indicators for SQE (heartbeat) and power. The ANC-15 has a compact aluminum die-cast casing. The ANC-15 is a direct replacement for the DEC* DESTA* (Digital Equipment Thin-Wire Ethernet Station Adapter.) The ANC-15 lists at \$210 and is available for immediate delivery.

American Network Connections - 408-737-1511

CIRCLE 472 ON READER CARD

Summer Product Spotlight



PowerHouse PC™ from Cognos®

The most powerful 4GL for serious application development. Now you can prototype and build business applications on your PC under DOS and OS/2. Use PowerHouse PC to:

- develop applications for your mid-range,
- offload processing,
- build stand-alone applications.

The PowerHouse® development solution is also available for HP, Digital and DG mid-range computers.

U.S. 1-800-4-COGNOS, Canada 1-800-267-2777

CIRCLE 473 ON READER CARD



TWO STAR PERFORMERS in the world of enhancement products

The PEP-70 is an amazingly fast (15 ns.) memory product for the PDP11/70. It alone can increase system performance by as much as 40%. The Cache-70, when used with the PEP-70, can give you an additional 40% increase. With these two products your PDP11/70 can live forever.

MRI Computers

800-992-6340 FAX 305-792-4350

CIRCLE 474 ON READER CARD



KEA Systems Ltd. produces high quality terminal emulation software for IBM PCs, XTs, ATs, PC/2s and compatibles. Terminals emulated include: DEC VT240/241, VT220, VT100, Tektronix 4010/4014, and Data General D400. The PowerStation 220/240 packages include terminal emulation software and a VT200 layout keyboard.

KEA Systems Ltd.

2150 West Broadway, #412, Vancouver, B.C., CANADA V6K 4L9
Order Toll Free (800) 663-8702

CIRCLE 475 ON READER CARD



2 Gigabytes of Storage - 2 Great Solutions

Data Historian™, a powerful backup and restore tape subsystem from BrainWave uses 8mm helical scan technology to store the equivalent of one million typewritten pages of data on a single 8mm tape cartridge that fits in your pocket. Both PC and DEC compatible versions available now!

BrainWave Systems Corporation
(303) 466-6190

CIRCLE 476 ON READER CARD



**A Reliable Source
for Buying and
Selling DEC*
Equipment**

COMPUTER SYSTEMS & PERIPHERALS

Call for custom configuration, our sales staff will quote on price & availability. To sell, ask for purchasing.

California Boards

4030 Spencer Street, Torrance, California 90503
(213) 542-3000 Telex 650 224 0619 FAX (213) 542-4294

CIRCLE 477 ON READER CARD



OFFICE INFORMATION SOFTWARE FOR VAX AND PDP

SATURN-CALC - spreadsheet with graphics and command language capabilities, unique computing abilities and functions.

SATURN-WP - word and list management system for typeset-quality manuals, reports incorporating graphs, order processing, and document preparation.

SATURN-BASE - application development system to store and report data as well as create more complex processes and reports.


SATURN-GRAPH - high-quality presentation graphics, standard business graphs, maps, Gantt charts, clip art and free-style design.

Saturn Systems, Inc.

6875 Washington Avenue South, Minneapolis, MN 55435
(612) 944-2452, FAX (612) 944-2503

CIRCLE 478 ON READER CARD

Summer Product Spotlight



SUMMUS COMPUTER SYSTEMS has announced a broad range of products based upon its GigaTape 8mm helical-scan tape subsystem that will answer the needs of clients with back-up and archival storage needs from 2.33 to over 1,000 Gigabytes. Starting with the original GigaTape, with 2.33 Gb capacity, products range through the GigaTape JBL 125, with 125 Gigabytes of on-line storage capacity. All GigaTape units feature TMSCP compatibility and adherence to ANSI file format standards, and are designed for data interchange ability across architectures with the introduction in the near future of GigaTape systems for IBM, Apple, Sun, Apollo, and others.

SUMMUS COMPUTER SYSTEMS
P.O. Box 820549, 14925-A Memorial,
Houston, Texas 77282-0549 (713) 589-9772


CIRCLE 479 ON READER CARD



PSTI developed network time management products that synchronize all nodes in a DECNET network to within 30 milliseconds of the world time standard, Coordinated Universal Time (UTC). It consists of a family of Time Management software and a synchronized time reference device, the Time Source™. Users with time-sensitive applications will find this package necessary.

Precision Standard Time Inc.
105 Fourier Ave., Fremont, CA 94539
(800) 338-7784
(800) 638-8463 (CA only)

CIRCLE 480 ON READER CARD



THE GREAT COMMUNICATOR THE FALCO 5000 VIDEO DISPLAY TERMINAL

Can we talk? You bet. Our ANSI/ASCII/PC-AT terminal can talk to three different hosts simultaneously. While its six active windows give you plenty of space to express your own ideas. And if you want to illustrate your point with graphics? No problem. Want to hear more? Then let's talk.

FALCO DATA PRODUCTS
408-745-7123

CIRCLE 481 ON READER CARD



OUR GUARANTEE IS OUR REPUTATION!!

We pay strict attention to our customers requests whether it's parts, price, or product. From cables to CPU's. Call today for any and all of your Digital hardware requirements. Full service testing, configuration, one million + inventory.

BOSTON BOARDS & SYSTEMS INC.
(617) 585-7777 - FAX (617) 585-6211

CIRCLE 482 ON READER CARD



Serving DEC users since 1981


Minnecomputers, Inc.

ATTENTION DEC USERS WE WANT TO BUY YOUR EXCESS DEC EQUIPMENT:

- Modules • Systems
 - Terminals, Printers, PC's
- Call For Your Quotation \$\$
Buy Sell Trade

Minnecomputers, Inc.
(612) 884-6601 FAX# (612) 884-6652

CIRCLE 483 ON READER CARD



CQD-300 Q-BUS MSCP ESDI DISK CONTROLLER

The CQD-300 is a high-speed dual-wide ESDI disk controller that is fully compatible with DEC Mass Storage Control Protocol (MSCP).

It supports normal and adaptive block mode DMA with Q-bus transfer rate up to 3.2 MB/sce. The on-board utility allows users to configure and format, test, boot, scan bad blocks and replace automatically. It has a 64K bytes sector buffer which allows the CQD-300 to control high speed 10MHz and 15MHz ESDI disk drive with 1 to 1 sector interleave.

CMD Technology Inc.
(714) 549-4422

CIRCLE 484 ON READER CARD

Summer Product Spotlight



KIMBERLY ELECTRONICS

Kimberly Electronics, the company that networks the world, is by far YOUR best choice for new DEC and DEC compatible equipment. We carry DEC, Cipher, Control Data Corp., Dialog, Emulex, Fujitsu and National Semiconductor at unbelievably low prices.

Kimberly's expert technical staff can custom configure any DEC system of your choice.

For Further Information Call 1-800-843-4009

In New Jersey 201-387-0872


CIRCLE 485 ON READER CARD

Walker Richer & Quinn, Inc.

Turn your IBM PC or compatible into a powerful desktop workstation with **Reflection 4 PLUS**, true VT241 emulation with the 16-color ReGIS graphics commands of the VT340 terminal. Take advantage of file transfer, command language, backup and restore capability,* right where you want them - on your PC. We're so confident Reflection 4 PLUS will outperform whatever VT240 terminal emulation package you're currently using, that we'll take any VT240 terminal emulation master disk and \$200 in on trade for a copy of Reflection 4 PLUS. Reflection 4 PLUS retails at \$349, with quantity discounts. The power and flexibility of Reflection 4 PLUS is just a phone call away.

Walker, Richer, Quinn
1-800-8PC-2VAX

CIRCLE 486 ON READER CARD



Z-LINE® POWER DISTRIBUTION & CONTROL SYSTEMS


AC Power Distribution and Control model TPC 115-10A MTD, space saver design for clean power up with Multiple Time Delay™ prevents high current inrush by sequencing your computers power up. Filters AC line voltage and protects your system from voltage spikes and surges . . .

Priced from \$436 to \$305. To order call (714) 540-4229 FAX (714) 641-9062, or write:

PULIZZI ENGINEERING, INC.

3260 S. Susan St., Santa Ana, CA 92704-6865

CIRCLE 487 ON READER CARD




MODULAR ENCLOSURE FOR MICROVAX II SYSTEM

Sigma Information Systems' SA-H160 10.5" rackmount systems enclosure provides mounting for four 5-1/4" drives, incorporates a 14-slot backplane with 0.6" center slots, includes a 700 watt power supply with 90 amps of +5VDC, and a rear panel with flexible configurations for "A", "B", and "C" I/O panels.

(714) 630-6553 - FAX (714) 630-5417

CIRCLE 488 ON READER CARD




THE SNIFFER is a family of portable test instruments used to tune LANs for peak performance and to troubleshoot LAN problems. By recognizing, interpreting and translating all seven levels of protocol information into normal English, The Sniffer reveals many previously undetectable problems. The DECnet protocol suite includes interpretation for MOP, DRP, SCP, NSP, DAP, NICE, SMB and even LAT.

NETWORK GENERAL

1945-A Charleston Road, Mountain View, CA 94043

CIRCLE 489 ON READER CARD



The ANC-30F Fiber Optic Ethernet Transceiver (FODMAU) supports the industry standard (SMA) multimode fiber types including: 50/125, 62.5/125, 85/125 and 100/140 fiber. The ANC-30F AUI/Ethernet interface is used to connect directly to an AUI interface of an Ethernet host, a Fiber Optic Active Star Concentrator or a Local Repeater. Two ANC-30F's will provide a 1Km Fiber Optic interlink for Ethernet Local Repeaters. The ANC-30F provides a 10Mbps CSMA/CD 2Km fiber optic link between two Ethernet devices for a direct connection configuration. The ANC-30F AUI Interface is compliant with the Ethernet V2/IEEE 802.3 standard. It allows widely dispersed Ethernet computer hosts from different manufacturers to easily connect onto the Ethernet backbone network. The ANC-30F lists at \$550 and is available for immediate delivery.

American Network Connections - 408-737-1511

CIRCLE 490 ON READER CARD

HARDCOPY **PUTS IBM'S SAA IN** **PERSPECTIVE**

IN OUR APRIL ISSUE, COMMUNICATIONS EDITOR ROBERT PAP INTRODUCED IBM'S SYSTEMS APPLICATION ARCHITECTURE, WHICH IS PURPORTED TO BE THE ANSWER TO INTRA- AND INTER-SYSTEMS AND APPLICATIONS COMMUNICATION; BUT IS IT? WE ASKED OUR MOST SENIOR DEC EXPERT, ROBERT GEZELTER, TO GIVE US HIS ANALYSIS AND COMPARE SAA WITH THE DEC APPROACH

BY ROBERT GEZELTER, RSX Columnist

IBM's Systems Application Architecture (SAA), is a master plan for a common set of applications-level interfaces (see "IBM's SAA: Commonality at the System and Application Level," *Hardcopy*, page 22, April 1988) implemented across the major members of IBM's system product lines. The goal of SAA is to ensure portability of applications from one member of the IBM product line to another with no changes. Thus, applications operating in a mainframe environment have some commonality with those of a personal computer.

With this in mind, you have to ask: "Does Digital Equipment Corp. need to follow in IBM's footsteps and support SAA?"

The answer lies in the approaches taken by both companies.

Since the mid-1960s, IBM has developed several incompatible product lines. Initially, the conflict was be-

tween IBM's mainframes and its small business computers (the System/3, System/36, etc.). Because these incompatible systems are typically sold into different, nonoverlapping markets by separate divisions of IBM, there is little conflict, and apparently little concern over incompatibilities.

The introduction of the IBM PC, in 1981, however, added yet another incompatible system to IBM's growing morass of differing products. Moreover, the PC, unlike the business systems, created a major incompatibility conflict rather than acting as a much-needed bridge.

Networking a Common Link

Although IBM has indeed laid the groundwork for a serious standard in the form of the Systems Network Architecture (SNA) for mainframe-to-mainframe communications, lesser machines are relegated to restricted

supporting roles. This problem is eliminated by LU 6.2 Peer-to-Peer protocol support in more recent versions of SNA).

Even with the broadening of the overall communication environment, command languages are, for the most part, specific to each system. Consequently, even within IBM mainframes, several completely incompatible command languages exist.

Offering even more frustration is the inconsistency in IBM's approach to communication products that support a wide range of terminals. This has given rise to several forms of protocol conversion and added to the complexity of the system.

Of course, SAA purports to cut through this jungle of tangled protocols and command languages.

No Moss Growing

What was DEC doing while IBM was building these incompatible sys-

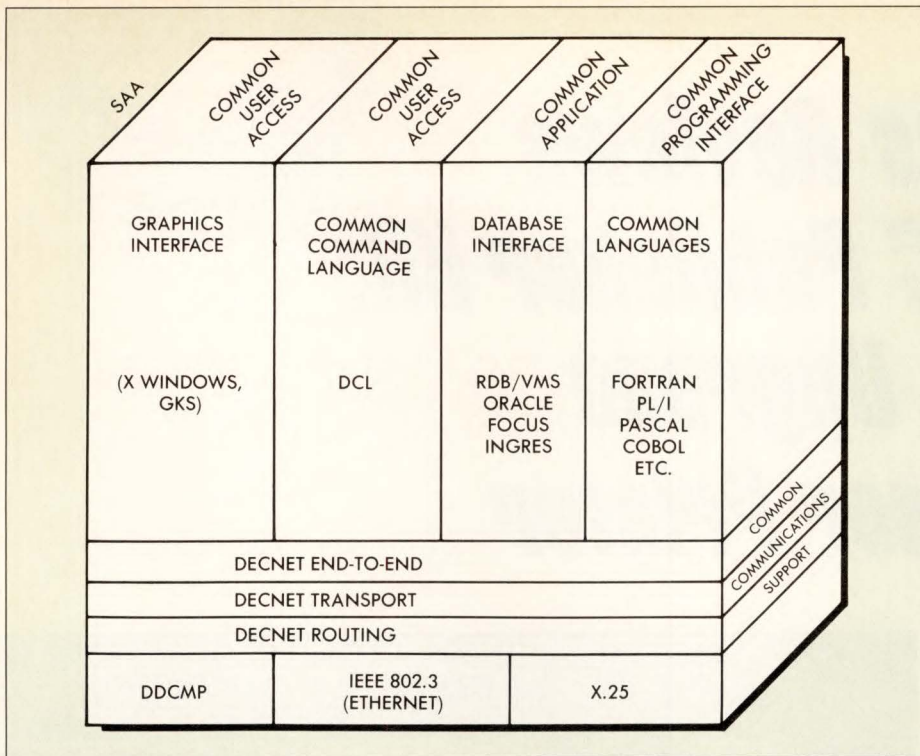


Figure 1—There is indeed some commonality between IBM's SAA and DEC system architecture. Notice DEC has already developed and implemented full communication and application support. IBM is still at the description phase and has yet to produce working releasable software.

tems? It hasn't been letting any moss grow on its systems. Rather, DEC has preceded IBM by 13 years in developing a common approach to linking systems and applications (Figure 1).

Developed in 1975, the Digital Network Architecture (DNA) defines how different systems interact to provide intersystem facilities, including task-to-task communications, remote data accesses, and remote terminal connections (Figure 2). Unlike IBM's SNA, DNA is based on a presumption of equality, thus all communications within a network specified by DNA are on a peer-to-peer basis.

To ensure commonality of use, all DECnet products adhere to the rules laid down by DNA. As a result, all implementations of DECnet provide for communications between processes executing on different systems with different architectures.

Similarly, DEC has common specifications for the development of languages on DEC systems. Thus, VAX FORTRAN and PDP-11 FORTRAN are compatible and interchangeable. Moreover, the Digital Command Language (DCL) is a common command language for all DEC

systems. In addition, all DEC-implemented languages on the VAX conform to the VAX-11 Procedure Calling Standard. Adherence to this standard permits modules written in different languages to communicate without difficulty. These standard approaches equate with the common programming interface and common user access found in SAA.

Because DEC does have a communication orientation, ensuring a uni-

form access to data across local- and wide-area networks is paramount.

Network database functions range from the Datatrieve package to more sophisticated Structured Query Languages and relational products such as RDB (Digital Equipment Corp., Nashua, NH), Ingres (Relational Technology, Alameda, CA), Oracle (Oracle Corp., Belmont, CA), and Focus (Information Builders Inc., New York, NY).

Rounding out the commonality of structure approach is the support of X Windows. This user-viewed front end is the common access block of SAA. DEC also supports the Graphical Kernel Standard (GKS), which provides the necessary underpinnings for linking graphics-based applications to the system and user-viewed devices.

No Need for SAA

It appears that DEC doesn't need SAA to achieve application portability between the different members of its product line. This compatibility already exists.

But DEC-to-DEC commonality is no longer the issue. There is clearly a need to have system-to-system intra- and inter-communication at all levels. And DEC is acutely aware of this need. Whether IBM's or DEC's approach will be wholly embraced by the industry is unclear. DEC has created the beginnings of a firm foundation for mixed-vendor connectivity as evidenced by the Apple-to-DEC connection, and, unlike IBM, has demonstrable solutions. Maybe being number two has some advantages. ■

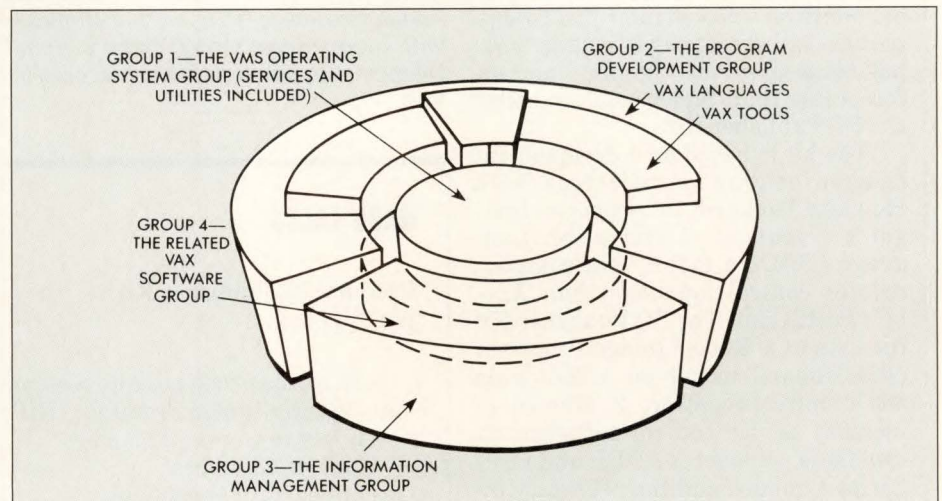



Figure 2—VAX/VMS provides a much richer set of products and functionality than described by IBM's Systems Application Architecture (SAA) on systems ranging from personal workstations (MicroVAX 2000s) to corporate data centers.



HC/WG Labs Reviews Imagen's PC Publisher Kit: A Powerful Upgrade for Your Laser Printer

by the HC/WG
Laboratory Staff

Surveys indicate that the marketplace has absorbed more than 3 million laser printer engines in the past couple of years, and the trend is expected to continue. But the newest printers offer more capability than did their earlier cousins.

Specifically, the latest laser printer engines (see "Inside and Out Newest Laser Printers Sport More for Less," *Hardcopy*, page 19, January 1988) offer fast printing speeds, large memory buffers for graphics, and a multitude of fonts. The goal, of course, is to provide desktop output for emerging desktop publishing programs and business graphics.

However, laser printer technology doesn't come cheap. And you probably aren't that anxious to spend additional dollars on a new printer just to support the latest software. Imagen Corp. has recognized this dilemma and offers a less-than-\$2,000 solution called the PC Publisher Kit.

The kit is based on a development Imagen originally undertook with Hewlett-Packard to promote Imagen's Document Description Language (DDL), a faster, less complex, printer control language than Adobe's PostScript. The PC Publisher Kit consists of a Raster Image Processor (RIP) board based on a Motorola 68000 microprocessor, 2 Mbytes of memory device control software, 22 typefaces, support for DDL and PostScript symbols, and the necessary interconnect cables to your printer. Imagen makes two versions for either the CX (LaserJet I and Plus) or the SX



PC Publisher for the Hewlett-Packard LaserJet Plus comes with a 68000-based, Raster Image Processor (RIP) with 2 Mbytes of memory, a new back panel for the printer with interconnect socket, and a 22-font library of typefaces. You aren't limited to Imagen-supplied typefaces, however; but can add on Adobe and BitStream faces as well.

HARD FACTS:

Product: PC Publisher Kit
Price: \$1,895

- Motorola 68000 microprocessor-based Raster Image Processor (RIP)
- 2-Mbyte on-board memory
- 22 font typefaces
- Support for Document Description Language (DDL) and Adobe PostScript

- Emulations: Diablo 630, Epson MX and FX series, IBM graphics printer, Hewlett-Packard Series LaserJet and Canon-engine-based machines, NEC 35500/5510/7710, Qume Sprint series, and standard line printer output.

Imagen Corp.
2650 San Tomas Expwy.
Santa Clara, CA 95052-8101
408-986-9400
Circle No. 103

(LaserJet II) engine. The former is the one we used at the labs.

Supercharging the LaserJet

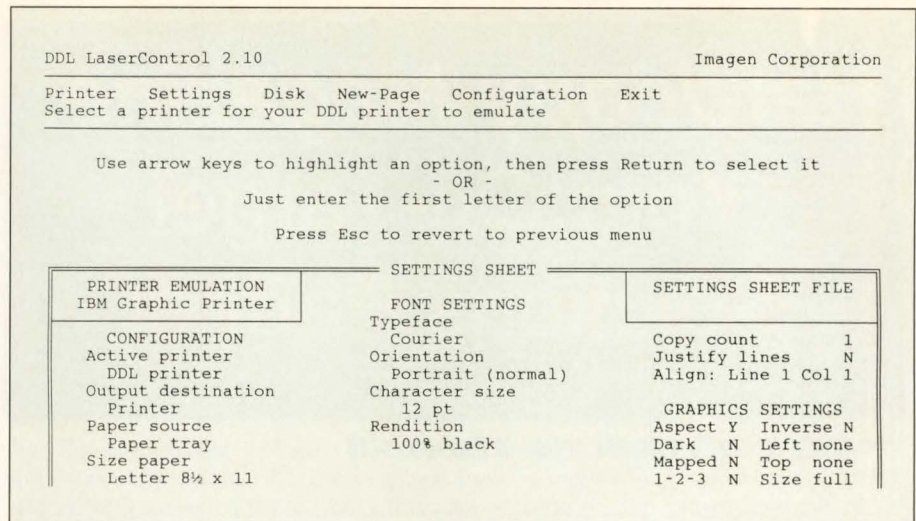
Adding PC Publisher is surprisingly simple, but we don't recommend you undertake it unless you possess some technical skills. It is necessary that you remove the top of your laser printer. Imagen's directions are explicit and need to be followed to the T. Basically, on the LaserJet Plus, you are going to disconnect all the internal controls and reroute the engine interface cable to a new connector that is mounted on a new, Imagen-supplied back panel for the printer.

Next, you mount the RIP inside your PC. We recommend an AT, and preferably a 386-based AT, especially if you're planning on doing desktop publishing.

The next step is to load the driving software. Imagen is now shipping V. 2 of the software that adds PostScript capability. Again, this is a simple step and involves following the installation procedures defined by Imagen. Basically, it is automatic and doesn't require any special intervention on your part. Imagen does supply a variety of fonts and output tools that are discussed later. The bottom line is getting the basic system up and running in a matter of about an hour's work.

Be aware that there are advantages and disadvantages to upgrading your LaserJet. First, you will lose PCL compatibility. PCL is the printer control language defined by HP. It makes generous use of escape sequences to control the printer's Canon print engine. Consequently, various tools we had created to draw lines, graphs, etc., wouldn't work with the PC Publisher. Imagen justifies this by noting that the idea is to get publisher pages out—not just words. At first we weren't convinced this was a justifiable argument. Of course, we were using V. 1 of the software and did encounter shortcomings. Upgrading to V. 2, however, convinced us that it was worth it to have the added capability of PostScript and scalable fonts.

Besides PCL, you also lose the front panel indicators on your laser printer; the entire electronics package is disconnected. We found this to be disconcerting—and still do. The PC Publisher software does provide a rich set of messages to indicate such things as paper out, improper paper size, or engine trouble. It's a matter of reorienting yourself from blinking



The LaserControl program, developed by Insight Development Corp. in concert with Imagen Corp., allows you to configure the engine to support a variety of printer attributes (this artwork was the result of a screen dump created by configuring the printer for IBM graphics emulation), paper sizes up to B5, and destination. You can establish a variety of setups to be invoked when a special print job is needed.

lights and numbers (the HP display) to on-screen messages.

Software Fuels the Engine

The fuel for PC Publisher is the software developed by Imagen in concert with Insight Development Corp.

Insight's Laser Control program provides a shell that intercepts output from your PC and redirects it to the RIP controlling the printer. The advantage of this is that you don't have to try to make impossible patches to existing software from LPT1: or COM1:. However, it does use memory and will interfere with other drivers. At first we thought the problem was that the drivers for the RIP were load-list position sensitive. Indeed they aren't; and they only take up a small portion of the transient load area used by the initial boot of DOS. The LCSHELL that redirects output does demand larger amounts of memory and interferes with such programs as facsimile drivers. This problem is alleviated with a 386 machine that properly addresses large amounts of memory.

Although the goal is to provide a powerful engine to support desktop and graphics output, the Imagen/Insight software provides utilities to print directly from the command line. For example, DDLPRINT and a filename will print a file to the DDL printer, and PSPRINT performs the same task for a PostScript printer. You get to decide exactly what the printer is in your AUTOEXEC.BAT file:

```

Path =
C:\Util\Bat;C:\DOS.331;C:\pk
dPath = C:\WS;C:\Comm;c:\pk;
FastOpen C:=100
CED
MSMOUSE /1
SET FAXPGM=C:\FAX\FAX
C:\FAX\
RSched -DC:\FAXQUEUE\ -I(714)-
632-7540
PROMPT = $P$G
graphics
cd c:\pk
pkload -p -w c:\pk
cd c:\
Ver
  
```

This example shows a search path that finds the Imagen software in subdirectory PK, and loads it as a PostScript printer driver: PKLOAD -p -w C:\PK—the -p denotes PostScript; a -d would indicate DDL.

Although we are fond of DDL and believe it to be a far more capable language than PostScript as far as speed and functionality are concerned, the industry has settled on the latter. Thus, we found that it's best to set the printer up as a PostScript device.

The advantages are that you get the full functionality of PostScript including rotations. Additionally, all the Adobe and BitStream fonts now work in the environment. Thus, with Ventura, and presumably Aldus PageMaker for the PC, you can have a richer set of fonts available. Additionally, you can create PostScript-compatible files that most service bureaus use for typeset-quality output. The

Hardcopy Magazine: Your On-Target Solutions Partner

The ability to handle complex output is demonstrated with PC Publisher's ability to print reversed type (white type on black background). The engine recognizes that white denotes no dots and creates the necessary outline—a powerful feature for use with desktop publishing applications.

output you get on your printer is essentially one-to-one with the final typeset—only the dot density varies from about 400 dpi on the laser printer to 1250-2000 dpi on the Linotype.

Speed Upgrade

One of the characteristics of the PC Publisher Kit that makes it a com-


PELLING upgrade is that it enhances the output speed of the LaserJet. An 8.5- x 11-in. Ventura page with a simple line graphic takes about 3.5-5 minutes to output. More complex pages can take as long as 12 minutes. The Publisher uses a 2-Mbyte memory to store the image (300-dpi resolution), and then outputs the data stream to the print-

er. All the necessary formatting and bit/byte characteristics are set up in memory, thus enabling the print engine to operate at its maximum speed.

Canon specs the CX series of engines at 8 pages per minute (ppm) but it does have an operating efficiency of about 12 ppm. With PC Publisher in place, all data streams (ASCII or graphics) are treated the same, so an ASCII A is treated the same as a complex graphic block. This means that there is some setup time and printing isn't instantaneous. What you do get is greater clarity.

Another factor we liked was the ability to have reverse type. PC Publisher recognizes that white type against a black background is the absence of toner in certain print zones—something you can't do with PCL or V. 1.0 of the PC Publisher print package.

Moreover, shading gradations that you would expect with color are possible with variances of the gray output. Thus, reasonably good art pieces can be output either as art pickups in Ventura or as standalone artwork. ■



PE103
Peripheral
Enclosure

Fujitsu & Toshiba 8" Drive Enclosure... Plus

- ◇ Pedestal—Rackmount—Desk Top
- ◇ Low Cost
- ◇ Off The Shelf Delivery

The PE103 peripheral enclosure provides:

- Easy installation—you furnish the drive and signal cables and we provide the rest
- Efficient 400 watt power supply handles two drives
- Thermal detection on each drive and in the power supply provides shut down protection for drives and system
- 24.5" depth allows installation in all industry standard racks
- Rugged all metal construction... One year warranty

Dyna Five manufactures a wide variety of enclosures and products for DEC Q-Bus and VME systems.

For your DEC and VME computer needs, call Dyna Five.

Nationwide Field Service
by National Support Group (NSG)



dyna five
CORPORATION

A GRADCO SYSTEMS INC. COMPANY
7 Morgan • Irvine, CA 92718 (714) 770-2790
FAX (714) 768-6939 • Telex 182736

CIRCLE 406 ON READER CARD

When
Used
Isn't
Good
Enough

Sometimes NEW is too much and USED isn't good enough. Our REMANUFACTURED DEC* computer equipment fills this void and offers the best of both worlds.



Quality Equipment

- CAD/CAM Diagnostics
- Fully Inspected for Wear
- Six- Month Warranty
- Lease/Finance Options

Depot Repair

- Repair/Exchange Service
- Complete Testing
- Volume Discounting
- Six- Month Warranty

Call for a price list



RESTOR
a Cincinnati Bell company

7880 Foundation Drive
Florence, Kentucky 41042

800-722-4777

*DEC Registered Trademark

DISKCON

'88 IS COMING

September 20–21
Santa Clara Convention Center
Santa Clara, California

Gain international market exposure for the products and services you sell to the disk drive industry by exhibiting at the second annual DISKCON trade show and technical conference, sponsored by the Disk Equipment and Materials Association.

Exhibiting at DISKCON '88 will give you direct access to a specific, international customer base—the manufacturers of magnetic and optical rigid disks and disk drives. Based on the focused and knowledgeable audience that this show attracts, you can count on DISKCON '88 to generate more qualified sales leads than other, broadbased electronics trade shows.

Booth spaces, measuring 10'x10', are now on sale for \$1,450 each. Respond quickly for best available booth space. For details on exhibiting at DISKCON '88, call SHO Inc. at (415) 949-2050; or write to DISKCON '88, 167 S. San Antonio Road, Suite 4, Los Altos, CA 94022.

Sponsored by the Disk Equipment and Materials Association
710 Lakeway, Suite 170, Sunnyvale, CA 94086

PRODUCT FOCUS

So You Want a Graphics Workstation Too!?

Everybody's an artist these days! Image processing workstations are a logical extension of the trend toward dedicated—but networkable—powerful—but affordable—graphics workstations. Perceptics Corp.'s NuVision workstation is designed to fit this "in-between" market niche—more processing power than the IBM PC board set can provide but at a considerable cost savings compared to the usual mini-computer-based system.

Although Clyde Spencer, graphics and imaging analyst at Dataquest Inc. (Cupertino, CA), views the market for high-end workstations as "stagnating," he does see a burgeoning market for innovative approaches such as that offered by Perceptics—due primarily to the Macintosh-based NuBus host and the ease of use resulting from the icon-based user interface.

Workstation Architecture

Perceptics' NuVision workstation affords you the power of real-time image processing and the friendliness of the Apple Macintosh II. The key feature of the imaging processor lies in the use of Perceptics' Smart Memories. Each memory module contains a dedicated TI TMS320C25 Digital Signal Processor (DSP) on board with the frame buffer. Thus, every time you expand the memory, you increase your processing power.

The DSP has direct, uncontested access to 2 Mbytes of image memory and, by running the DSPs concurrently (in parallel), a full-



The NuVision Imaging Workstation (as shown—NuVision chassis plus Macintosh plus monitor) lists for approximately \$26,000. Perceptics' NuVision may be purchased sans Mac if you already own a Mac II.

color RGB—or even a four-plane CMYK (printer's lingo for cyan/magenta/yellow/black)—image can be processed in the same time as a monochrome image.

The architecture of the NuVision workstation incorporates decoupled timing—the acquisition (digitization), display, and processing sections are completely independent, timing-wise. This permits faster-than-frame-rate processing in the Smart Memory while digitizing an RS-170 video signal or displaying a non-interlaced 66-Hz color image on the monitor. Timing decoupling is accomplished by having separate frame buffers for each acquisition and display on the Visual Interface (VI) module. The VI module is supplied with more than 5 Mbytes of integral frame buffer.

Video Interface

NuVision's video interface provides high-resolution image acquisition and display. Standard video in-

put digitizes three channels of RS-170/330 512 x 480 monochrome image with options available for grabbing RGB full-color, stereo pair, or RS-343 1024 x 1024 images.

Standard video output displays are 768 x 512 pixels, with 1280 x 1024 resolution optional. The non-interlaced, 66-Hz display provides flicker-free viewing on high-resolution color monitors. Full-color (24 bits), pseudo-color, or monochrome images can be supported. A bit-mapped color overlay provides cursors and graphics.

Enhances the Mac

The NuVision image

processor is designed to work in tandem with a Macintosh II, thus, taking advantage of the Macintosh NuBus expansion slots that allow you to incorporate other Apple or third-party hardware into your workstation. Moreover, the Macintosh host permits you to use a wide range of software—ranging from word processing to spreadsheets and graphics.

Software

NuVision includes general-purpose image processing software, including a Macintosh operating system device driver, a basic imaging application program, and an image processing subroutine library. The software is structured to build your extensions starting from any layer. Full C-language source code is provided to assist you in adapting to your specific requirements.

Since NuVision records images in the Tagged Image File Format (TIFF), any graphics files you create can be edited using Mac-compatible software such as LetraSet's (Peoria, IL) Image Studio, Silicon Beach's (San Diego, CA) Digital Darkroom, or Aldus' (Seattle, WA) Pagemaker. ■

HARD FACTS:

NuVision Imaging Workstation

Price: \$26,000-\$50,000, depending on configuration

- User-friendly, Macintosh II-based graphics workstation
- Software compatible with all Macintosh user

programs—from word processing to graphics

- Open system utilizes standard NuBus slots for plug-in expansion cards

Perceptics Corp.
P.O. Box 22991
Knoxville, TN 37933-0991
615-966-9200
Circle No. 143

PRODUCT FOCUS

Have Your VAX and PCs, Too!

You think your new VAX is meeting all your company's computing requirements, but Accounting wants PC-compatible Lotus 1-2-3, the typing pool Microsoft Word, and Sales needs Ashton-Tate's dBase. Sound familiar?

Well, you're not alone. The use of both PC-compatible applications and sophisticated VAX computing is a steadily growing phenomenon. As reported in the *Intelligence Report* compiled by Computer Intelligence, "in February 1988, it was estimated that 1.5 million PCs were installed at 27,500 VAX sites." Market research also indicates that one-third of all VAX sites have from one to nine PCs, while only 17% have no PCs at all.

You can satisfy your company's needs by using a DECnet-based PC-DOS application server—Virtual Microsystems' multicell V-Server, for example. Because the V-Server sits as a network node, up to eight concurrent VAX terminal or VAXstation users on the DECnet network can access an available V-Server cell to initiate an MS-DOS session.

The 286-based V-Server serves as a VAX network partner designed to run MS-DOS-compatible applications. Thus, as a networked VAX user, you can take advantage of both VMS and MS-DOS applications.

More Than a PC

The V-Server is indeed a standalone personal computer system but with additional processing functions and consisting of three to eight independent, board-level client processors; a 286-based host processor;



The V-Server's multiple cell configuration provides redundant capabilities; if problems arise with one of the cells, the remaining cells continue to function.

an Ethernet network card; a serial communications port; a 1.2-Mbyte floppy disk drive; a 12-slot PC/AT backplane; and an independent power supply—all contained in a PC/AT-style system enclosure.

Each client processor, dubbed cells, uses an Intel 80286 microprocessor operating at 12 MHz. Because Virtual Microsystems is using fast (less than 120 nsec) RAM, (minimum 1 Mbyte, expandable to 4 Mbytes), the system operates zero (0) wait states. The cell-independent processor structure of V-Server minimizes performance degradation regardless of the number of users simultaneously accessing the system. Moreover, the multiple cell configuration provides redundant capabilities—if problems should arise with one of the cells, the remaining cells continue to function independently.

The cell processors only have client responsibility; the main 286 processor runs the DECnet software and directs all of the network processing and system I/O. The Ethernet card provides either thin-wire or thick-

wire connection to your DECnet network.

The serial port is used to attach any terminal for configuring the V-Server. The 1.2-Mbyte floppy drive is used for loading of DOS applications and data to and from standard PC-compatible media.

Max the VAX

The V-Server also makes full use of your VAX resources, such as storage and other peripherals. MS-DOS-compatible files are stored on the VAX storage system. Thus, you can ensure commonality of files by using the same application company-wide.

Access to VAX-stored data is completely transparent and is comparable to hard disk drives. Moreover, rather than using VMS commands, you use native

DOS commands. Further, the stored data can be shared among other users and transferred to both VAX and other PC applications. Working in tandem with the VAX, data files are protected and backup is ensured—factors not found in a standalone PC environment.

No Disruption

The V-Server's host processor implements the DECnet software and directs all of the network processing and system I/O using standard DECnet protocols and VAX/VMS-resident DECnet I/O routines. The V-Server is compatible with DECnet and is easily installed without disrupting the network. Additionally, DECnet users are able to access resources on remote VAXes, as well as V-Server capabilities. The use of VMS-resident I/O routines results in faster response times and less overhead on VAX systems and networks.

The system software consists of VAX host and V-Server-resident modules, each using the same technology as the Bridge product line from Virtual. Therefore, V-Servers and Bridge systems can co-reside on the same VAX network, and can be accessed interchangeably. ■

HARD FACTS:

The V-Server

Price: \$11,500 (baseline three-user system)

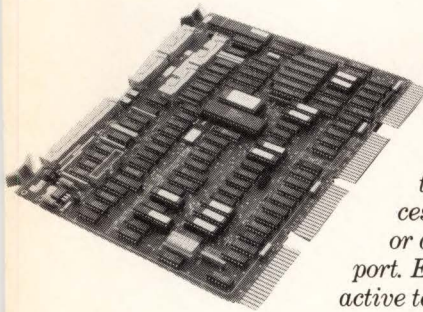
• Provides MS-DOS application services to VAX/VMS users

• Up to eight independent, board-level PCs

Virtual Microsystems Inc.
1825 S. Grant St., Ste. 700
San Mateo, CA 94402
415-573-9596

Circle No. 137

PRODUCT NEWS



The DU256 on-board formatter is menu-driver to provide the operator with all controller and drive test options; this formatter is accessible via the system console or an optional diagnostic access port. Either method provides interactive terminal access.

Add High-Performance Drives to Unibus Systems

A new disk controller, the DU256 from DILOG, interfaces up to four SMD/ESMD high-performance disk drives to Unibus-based VAX and PDP-11 systems. The DU256 features a data transfer rate up to 3 Mbytes per second, overlapped seek, enhanced media defect management, and simplified disk formatting procedures—all in a quad-height module.

The mapping capabilities of the DU256 permit a physical disk to be mapped into one or more logical units when it is formatted; when more than one drive is connected, each physical drive can be mapped into differing logical unit sizes, allowing the system manager to match drive cluster size with average file size.

A command queue buffer stores up to 21 commands from all connected drives and queues them for proper order of execution. An elevator seek-ordering algorithm determines the execution order, reducing drive seek latency.

The DU256 is compatible with DEC's DU driver within the RT-11, RSX-11M+, RSTS/E, VMS, UNIX, and DSM operating systems. An on-board bootstrap provides support for RP02, RL01/02, RM02/05/80, RK06/07, TS11, TSV05, and DU driver devices.

DILOG
1555 S. Sinclair St.
P.O. Box 6270
Anaheim, CA 92806
714-937-5700


Multipurpose VME Transputer

To access the high-speed processing capabilities of the transputer in VME systems, Parsytec's BBK-V2 modules include a local T800 or T414 processor equipped with 2 Mbytes of dual-ported, on-board memory that also may be accessed by other VME processors or DMA devices.

For control applications, the transputer has 1 Mbyte of on-board EPROM to enable

the design of VME systems without mass storage. IBM PCs, OS-9, and UNIX systems can be utilized for software development—with compilers in C, Pascal, or FORTRAN 77.

Parsytec
c/o C&C Marketing
P.O. Box 280
Batavia, IL 60510
312-879-7003



The BBK-V2 may be used as a VME main processor, supplementary processor, or local pre-processing bus bridge.


ITT Information Systems Now Alcatel XTRA Business Systems

Small-to-medium-sized businesses may want to consider the versatile product line of microprocessor-based business computers now offered by XTRA Business Systems. For the entrepreneur contemplating a multiuser, entry-level system, you need to know you're making the right decision. Can you easily add users? Can you grow into future applications . . . peripherals . . . data storage . . . operating systems?

The XTRA/286 XL Multi-User System is based on the 80286 8-MHz, 16-bit microprocessor, and supports the XENIX System V operating system. A unique 80186 microprocessor-based terminal control subsystem provides eight intelligent terminal ports; as your workgroup grows, you can expand your system to 16, 24, or even 32 ports by adding up to three more subsystems. For maximizing data storage, you have

a total of five bays for integrating storage devices—the standard system configuration includes one 1.2-Mbyte floppy and a 60-Mbyte tape backup unit.

XTRA Business Systems
2350 Qume Dr.
San Jose, CA 95131
800-321-7661




As the multiple terminal subsystem of the XTRA/286 XL allows you to expand the system according to your needs, you don't have to buy more system than you need—start small and expand later.

Windowing Software for UNIX/DOS Users

Based on MIT's X Windows V. 11, Locus Computing Corp.'s Xsight combines enhanced graphics performance with the ability to use DOS workstations and UNIX-based computers in stand-alone or networked environments.

Xsight is offered in two forms: Xsight and PC-Xsight. The Xsight version is targeted for Intel 80386-based machines running UNIX System V Release 3. With Xsight, the user can divide the screen into multiple windows, each emulating an individual graphics terminal running a different client program.

PC-Xsight makes it possible for IBM PCs and compatibles running MS-DOS to emulate graphics workstations when networked to UNIX systems using Xsight or any



Graphics screen image using Xsight windowing software depicts simultaneous UNIX and DOS directories, a CAD/CAM image from UNIX host-resident software, a real-time clock display, mouse-actuated calculator and window-operations menu displays.

other X Windows software).
Locus Computing Corp.
3330 Ocean Park Blvd.
Santa Monica, CA 90405
213-452-2435

PRODUCT NEWS

Second-Generation CD-ROMs Are Only Half-Height

Hitachi's Model CDR-3500 552-Mbyte CD-ROM is truly a second-generation CD-ROM—a half-height unit that allows two drives to be installed into the space of a single, full-height drive, effectively doubling the system's storage capacity.

With your choice of either horizontal or vertical installation, the unit is much easier to handle, while the disk cartridge simplifies loading. Up to four drives can be daisy-chained, again doubling system storage capacity—for a total system storage capacity of 2.2 Gbytes.

The CDR-3500 CD-ROM storage drive incorporates a two-channel audio playback circuit with a headphone jack on the front panel and audio



The Hitachi CDR-3500 has a rated mean-time-between-failure rate of 10,000 hours, a 40-pin parallel interface (TTL level), and a 40-pin header-type connector.

terminal output on the rear of the unit. The audio circuit expands the applications capabilities of your system to include computer-aided instruction and any future applications requiring audio capability.

*Hitachi Sales Corp. of America
401 W. Artesia Blvd.
Compton, CA 90220
213-774-5151 Circle No. 252*


Tighten Project Management—Automate Your Project Engineers

The Planner project management software program from Productivity Solutions Inc. (PSI) is an interactive, multiuser system for VMS environments. Planner V. 5.0 offers managers a cost-effective tool for scheduling and managing project activities, milestones, and resources. It also enables you to view overall project progress with the time-honored Gantt chart.

Your project management team can benefit from shared project data, improved team productivity, and enhanced information gathering with computer-generated project development reports. By automating Project Engineering with the Planner, managers can visually review the status of the projects under their control; and the program collects, allocates,

summarizes, and records accumulated data—freeing up valuable personnel.

*Productivity Solutions Inc.
128 Technology Dr.
P.O. Box 9164
Waltham, MA 02254-9164
617-899-8900 Circle No. 254*



Use your VAX/VMS system to implement PSI's Planner—a sophisticated project management software system.


Another Way to Grow

When was the last time you went shopping for DEC-compatible system enclosures? If it has been more than a year, your knowledge of what's available in the marketplace is probably obsolete. Expansion boxes and enclosures are available that perform various functions, including:

- integrate entire systems with additional backplane slots, power supplies, and space for mounting common disk drives;

- provide additional expansion backplane slots, power, and peripheral mounting space; and


- provide low-cost packaging for expansion backplanes without internal peripheral mounting space.



Dyna Five's SE102P system enclosure is shown configured with two 8-in. Winchester drives and a TK50 cartridge tape.

Dyna Five Corp. will exhibit its line of DEC-compatible enclosures for the MicroVAX II and MicroPDP-11 at DEXPO Spring in Cincinnati, OH.

*Dyna Five Corp.
A Gradco Systems Inc. Co.
7 Morgan
Irvine, CA 92718
714-770-2790 Circle No. 258*



Each FEP, capable of emulating up to 128 ports, is software compatible with any system supporting DHV11 multiplexers. It's also software compatible with DEC operating systems and supports asynchronous DECnet.

Streamline Your MicroVAX Operations

A new, 128-port, dual-mode, Front-End Processor (FEP) for the Q-bus from Able Computer Communications is aimed directly at the MicroVAX market. Able's FEP expands the application processing capabilities of Q-bus systems by completely managing network access, freeing backplane slots, and decreasing bus overhead.

The FEP consists of a quadwide interface module and may be used to link Q-bus processors via single twisted-pair cable. Data integrity is ensured by error detection and correction techniques that use a subset of the High-Level Data Link Control

(HDLC) protocol.

When used in single-processor applications, the FEP may be used with any of Able's Mux Master terminal, printer, or PC servers in either distributed or centralized user environments, supporting asynchronous devices at speeds to 38.4 Kbaud per second. When interfaced to any of Able's INX network exchanges, the dual-mode FEP links Q-bus systems with other DEC, DG, IBM, or HP processors.

*Able Computer Communications
2567A S.E. Main St.
Irvine, CA 92714
714-553-1188 Circle No. 256*

Data Communications And Interconnects

Enhanced LAT

Polygon's LAT allows a PC to communicate with a DEC host over Ethernet, using DEC's LAT protocol; supports EtherLink, EtherLink Plus, EtherLink II, and EtherLink/MC; enhanced version does load balancing, connecting to the least busy host offering the requested service; Available Services directory can be programmed to list favorite services first or list only services from certain group codes, and can also be manually established, providing security and eliminating the PC's overhead to process network service announcements; \$69.

Polygon Inc., 1024 Executive Pkwy., St. Louis, MO 63141, 314-576-7709.

Circle No. 260

Systems Security, Power Conditioners/Supplies

Surface-Mount Block

Two Channel Mod Block; surface-mount block provides two jacks of any polarization, or one jack and a 3270 balun, in a single-block configuration; large barrel insulation displacement contacts provide a quick and reliable termination for 22-24 gauge inside wire cable, solid or stranded conductor.

The Two Channel Mod Block mounts flat on any surface by way of screws or double-sided adhesive tape (included) and is designed with integral strain relief; two-jack style \$10; jack and balun version \$35.

Mod-Tap System, 285 Ayer Rd., P.O. Box 706, Harvard, MA 01451-0706, 617-456-3500. Circle No. 262

Anti-Crash Surge Protector

Model DSDLP; surge protector for PCs and hard disk drives features unique brownout-blackout sensors for detecting undervoltages and power-line losses to prevent the drive's data head

from contacting the disk surface; protects four AC outlets and two telephone receptacles; three-stage Surge Sentry circuitry offers fast response time to voltage transients and high-performance RFI/EMI noise filtering.

Model DSDLP provides power dissipation of 181.5 joules with power dissipation of 1.815 megawatts over 100 microseconds and is warranted to withstand a 6000V strike; \$139.95.

Dynatech Computer Power Inc., 5800 Butler Ln., Scotts Valley, CA 95066, 408-438-5760. Circle No. 264

Systems Software

Disk Management Tool for VAX

PAKmanager; system software product assists VAX managers in managing their disk space; allows a VAX manager to instantly generate detailed reports that identify "space stealers" such as unnecessary duplicate files, aged files, excessive multi-version files, overallocated blocks, and expired files; reveals actual space taken up by unnecessary files; includes a powerful command-file building feature that makes it easy to recover wasted space quickly; reports can be generated for all files on the disk; generates binary output of all reports for further processing as desired.

PAKmanager features an easy-to-use screen menu interface, an optional DCL command line interface for experienced users, and a complete on-line help facility.

Demac Software, 18300 Von Karman, Ste. 700, Irvine, CA 92715-9966, 800-267-3862 or 800-634-6552 ext. 64, in CA.

Circle No. 266

OS/2 Programmer's Toolkit

Programmer's Toolkit; provides documentation and software that allows software developers to create applications exploiting the power of OS/2 systems and the underlying hardware;

contains three reference manuals on OS/2 and a host of software utilities; \$350; available now.

Microsoft Corp., 16011 N.E. 36th Way, P.O. Box 97017, Redmond, WA 98073-9717, 206-882-8080.

Circle No. 268

Applications Software

Payroll System

Release 2.0 Libra Payroll System; payroll system features several payroll start-up options; main menus now have arrows showing program flow and boxes showing categories clearly; Data Base Installation procedures have been simplified with "road map" messages letting the user know where he is and where he is going; features 1-99 companies and 20-999 expense codes; Tax File Maintenance, Company Constants Maintenance and Employee File Maintenance have been

simplified.

Release 2.0 Libra Payroll System now has a report formatter with many reporting options containing menus and windows to guide the user; includes 99 Transaction files; many enhancements have been added to proofing, posting, and tax calculation; payroll can run with or without security; available for IBM PCs and compatibles and for multiuser processing when run on VAX or Novel Networks computers.

Libra Corp., 1954 E. 7000 S., Salt Lake City, UT 84121-3094, 800-453-3827 or 801-943-2084 in UT. Circle No. 270

Bar Code Software

VAX software prints bar code on DEC dot-matrix and laser printers; one-up, tractor-fed labels are printed via interactive keyboard entry or batch file input; features automatic numbering, multiple copies of the same label,

DON'T BUY A VAX SPREADSHEET

Without trying GRAPHIC OUTLOOK from
Stone Mountain Computing.

If you are looking for LOTUS-like capability on the VAX, try GRAPHIC OUTLOOK. It's powerful. It's useable. And it's affordable.

GRAPHIC OUTLOOK provides

- A LOTUS command mode that makes it as easy to operate as 1-2-3.
- Automatic transfer of worksheets to and from 1-2-3 (versions 1A and 2) and Symphony.
- High-quality business graphics on most popular graphics terminals, plotters, and laser printers.
- 2-user, 6-user licenses, a lease plan and right-to-copy discounts for clustered VAXes.
- Probably more capability than you've ever seen in a spreadsheet program.

Call about our demonstration package. GRAPHIC OUTLOOK. Tomorrow's VAX spreadsheet program that's available now.




Stone Mountain Computing
P.O. Box 1369
Goleta, CA 93116
(805) 968-3838

VAX is a registered trademark of Digital Equipment Corporation.
LOTUS and 1-2-3 are registered trademarks of Lotus Development Corporation.

CIRCLE 403 ON READER CARD

PowerStation™

A Complete VT220 / VT241 Work Station
Upgrade for the IBM PC/XT/AT and PS/2



"Now true 800 pixel wide VT241 display and support for VMS Services for MS-DOS."

PowerStation™ 240 VT240 style keyboard and ZSTEM VT240 Emulation Software. Optional WPS labelled keys (GOLD KEY MODEL) add \$30.	\$435	EGAmate™ Daughterboard option for 132 columns and true 800 pixel wide ReGIS display on standard EGA adapters.	\$39
ZSTEM pc™ - VT240 Emulator Emulation Software only.	\$295	PS220/2 Keyboard adapter cable for PS200 on PS/2 systems.	\$19
VT240/241 Emulation Software with all the features of ZSTEM VT220 plus ZSTEM 4014, sixel and ReGIS graphics.		ZSTEMpc™-4014 Emulator Use with ZSTEM VT100, VT220, or stand-alone. Interactive zoom and pan. Save/recall images from disk. Keypad, mouse, digitizer, printer, plotter, and TIFF support. 4100 color and line style color mapping. 640 x 400 and 640 x 480 on some adapter/monitors.	\$99
PowerStation™ 220 VT220 style keyboard and ZSTEM VT220 Emulation Software. Optional WPS labelled keys (GOLD KEY MODEL) add \$30.	\$289	ZSTEMpc™-VT100 Emulator High performance COLOR VT100. True double high/width, smooth scrolling. ISO and attribute mapped color. XMODEM and KERMIT, softkey/MACROS, DOS access.	\$99
ZSTEMpc™-VT220 Emulator Emulation Software only.	\$150		
All the features of ZSTEM VT100 plus 8-bit mode, downloadable fonts, user defined keys, full national/multi-national modes. Extended macros-/script language. True 132 columns on Hercules, VGAs, Super EGAs, and standard EGAs using the EGAmate option. 128 columns on CGAs. 43 line support on EGAs. Enhanced keyboard support. Ungermaann Bass Net/One and VMS Services for MS-DOS support.			

KEA Systems Ltd.

#412 - 2150 West Broadway, Vancouver, B.C. Canada V6K 4L9
Telephone (604) 732-7411 Telex 04-352848 VCR Fax (604) 732-0715
Order Toll Free (800) 663-8702
30 day money back guarantee AMEX/MC/VISA

CIRCLE 404 ON READER CARD

PRODUCT NEWS

automatic centering of fields, and control of text density and character size; encoded data can be printed below the bar code and multiple description lines can be printed above the bar code.

Batch files are easily read using a free-format data input structure; extensive data editing is provided; error log is created for trouble-shooting invalid data; separate menu-driven module allows definition of multiple printer set-up parameters; non-DEC printers can be supported; \$295+.

P.C. Inc., P.O. Box 7336,
Wilmington, DE 19803,
302-478-3490. Circle No. 272

Workstations

Engineering Scientific Workstation

WARPspeed II; a line of DEC MicroVAX-based workstations for engineering and scientific applications; integrates concurrent processors (CPs) and graphics engines (GEs) with standard MicroVAX systems; MicroVAX processor provides the CP and GE units with I/O, standard library functions, and system call support but is otherwise free to perform other processing tasks on a concurrent basis; Q-bus-resident concurrent processors run at 3.5-4 MIPS and multiple processors may be added to multiply total system performance.

Up to four GEs are available on standalone WARP-speed configurations, more on network cluster configurations; GEs may share a CP or have a dedicated CP; features 1280 x 1025 resolution, 1-Mbyte display list, eight-pixel planes, 256 colors/16.7M palette, VT100 emulation, and pick/zoom/pan/clip functions; basic system includes MicroVAX CPU, 5M RAM, RD53, TK50, CP, GE with keyboard-monitor and mouse, VMS, and choice of compiler; \$50,000-\$140,000; available 30 days ARO.

Fedmark Inc., 3720 Farra-

Give Yourself A
VACATION!

VAX/VMS SITE MANAGEMENT

Regain control of your single VAX, VAX cluster or network. Let our fully integrated, distributed management system streamline, automate and simplify your operations.

ACT - Usage Accounting and Chargeback
SCHEDULE - Automated Job Initiator
PROJECT - Control and Accounting
ARCHIVE-2000 - File Manager
MEDIA - Tape/Disk Librarian
VAULT - Saveset Manager


Prices from \$900, available for MicroVAX through VAX 8800.

ISE INTERNATIONAL
STRUCTURAL
ENGINEERS, INC.

P.O. Box 241740
Los Angeles, CA 90024-1740, USA
Telephone (213)837-8339
TXW 910-340-6449 (ISE LA)
TLX 322616 (ISE LA)

CIRCLE 444 ON READER CARD

MicroVAX, VAX/VMS trademarks of Digital Equipment Corp.



5 1/4" MOBILITY, SECURE STORAGE AND WINCHESTER RELIABILITY..

With up to 760 MB per shuttle, each DEX Power Shuttle System comes complete with one or two 5 1/4 inch Winchester Disk Drive in 2 removable canisters and a disk controller.

Along with a one year warranty including shock related failure, the DEX Power Shuttle Family is designed to get you in and out of a wide range of environments from shock isolated commercial use to the harshest industrial requirements.

DEX

1061 SOUTH MELROSE AVE
PLACENTIA, CA 92670

DEX POWER SHUTTLE-172

1 OR 2 86 MB DISK DRIVES

DEX POWER SHUTTLE-346

1 OR 2 173 MB DISK DRIVES

DEX POWER SHUTTLE-760

1 OR 2 380 MB DISK DRIVES

714 • 632 • 1841

...IN A LOW COST PACKAGE

DEX Power Shuttle Family for use with all computer systems

- Integral power supply for all disk configurations
- Canister design protects disk drives from 100-G shocks
- Compact 5 1/4" rack height
- Proprietary DC power-down feature assures head retraction and park when removing drives, without elaborate relays or solenoids
- Canisters with or without drives (Up to 760 MBytes per canister)
- With or without high-performance controllers
- Effective forced-air cooling design for each canister
- Low insertion force connectors — no cables to disconnect
- Mounts any 5 1/4" device — Winchester or optical
- Unique shock isolation of drives for safe removal, transport and storage
- Canister resident write protect
- Removability for portability, security, archiving, maintenance. Infinite storage capacity — with Winchester reliability
- ESDI, ST506, RD5X & SCSI interfaces — jumper selectable

SOFTCOPY™

MENU

OPEN

PAGE



DIALING IN ON SYSTEM UTILITY PROGRAMS

If your VAX is overloaded and response time is dropping fast, you might consider tweaking performance by using a tuning utility. We asked HC/WG Labs Respondent Moses Sun to look at two of these programs and give us his analysis.

ADA TOOLS

The ADA programming language is specified for most government contracts. This report by software specialist Mark Duval compares various versions of ADA for VAX and microcomputer environments.

COLUMNS

Serrano's PC Workbench

Fast programs with Instant C

Schimpf's UNIX Environment

Michael Wharton's The All-In-One Workbook

Bowerman's System Notebook

SoftCopy® is a trademark of Seldin Publishing Inc.

PREMIERING IN
AUGUST 1988

PRODUCT NEWS

gut Ave., Kensington,
MD 20895, 301-946-1474.

Circle No. 274

IBM/DEC Connectivity

Basic Rate Connectivity

DCT 8500, DCT 8510; basic rate separators connect to any Basic Rate ISDN line that supports the CCITT S/T four-wire interface standard; use the Intel iATC 29C53 Digital Loop Controller to handle simultaneous transmission and reception of the Basic Rate 2B+D signal; DCT 8500 splits the ISDN Basic Rate 2B+D line into three separate physical ports, each compatible with standard serial interfaces such as those provided on the IBM PC and PS/2 and the DEC MicroVAX; sends and receives the D channel bit stream asynchronously through an RS-422 DB37 connector; special cable can convert the D channel access to a standard RS-232 DB25 connector; D channel access speeds can be set from 9.6 to 38.4 Kbits per second.

DCT 8510 performs all the functions of the 8500 and also features direct VME bus support; both units plug into standard VME bus card slots; when used in conjunction with systems such as the IBM PC and PS/2 or the DEC MicroVAX II, they can be used for applications such as ISDN operator consoles, ISDN workstation development, leased line elimination, CPE and CO switch certification, and ISDN switch emulation; DCT 8500 \$995; DCT 8510 \$1,195; available now.

ISDN Technologies Corp.,
4151 Middlefield Rd., Ste. 101,
Palo Alto, CA 94303,
415-857-0511. Circle No. 278

IBM-to-VAX Connection

Alcatel 8930; provides a high-speed, versatile solution for connecting IBM 43xx-, 30xx-, and 9370-class mainframes to DEC VAXes; uses Intel's Fastpath platform and FlexLink software; attaches directly to an IBM S/

370-class block-multiplexer channel and provides a direct megabit-per-second pathway into the mainframe; data throughput rates of 100-150 Kbytes per second are achievable; users are able to share high-speed access to data files, initiate tasks on each other's systems, and share expensive devices all without the throughput constraints of communication-based links such as gateways; only one terminal is needed to access both systems.

FlexLink software provides full-screen DEC VTxxx emulation from an IBM 3270 terminal; 128 simultaneous virtual connections per physical link are supported; Mail-bridge feature connects IBM/VM and VAX/VMS electronic messaging networks; existing electronic mail systems can be used as before; Alcatel 8930 can be customized to accommodate multiple, simultaneous connections; Fast-path control unit is housed in a freestanding 19-inch unit; operates in a commercial computer environment; requires no modification to the IBM System/370 operating systems; \$80,000-\$150,000; available now.

Alcatel Business Systems
Group, White Hart House,
Park St., Colnbrook, Slough
SL3 0HU, England,
0753-685622. Circle No. 280

MAC/DEC Connectivity

FastNet for Macintosh II

FastNet II; intelligent communications controller provides Macintosh II users with the same features as the FastNet SCSI product; users can now communicate over Ethernet at the higher speeds required for distributed multiprocessing, multitasking applications; operates at up to 10 MHz.

FastNet II includes 512 Kbytes of DRAM, 64 Kbytes of ROM, and software for downloading and diagnostics; physical LAN interface to Ethernet is provided through either a standard DB15 connector or an internal Ether-

net-specified Cheapernet transceiver; \$899.

Dove Computer Corp.,
1200 N. 23rd St., Wilmington,
NC 28405, 800-622-7627 or
919-763-7918 in NC.

Circle No. 282

Mac-VAX Database Solution

Omnis SQL Connectivity Pack; provides true application-level connectivity, giving Macintosh users transparent access to most popular mini-computer database management systems through a customized relational database application; includes Omnis CL/1 Server for the host system and Omnis CL/1 Station for the Mac desktop; Omnis CL/1 Server is a minicomputer implementation of CL/1, a SQL-based query language that provides uniform access to data in minicomputer databases and fields, regardless of the particular data management database or network used; Omnis CL/1 Station is a database for the Mac, enhanced to support Omnis CL/1 Server and available in single- and multi-user versions.

Omnis SQL Connectivity Pack supports the leading VAX data-management systems; the network linking the Mac to the VAX can be a direct or dial-up asynchronous link, an AppleTalk network, and an Ethernet using DECnet protocols; \$3,500-\$23,750+; available mid-1988.

Blyth Software Inc., 1065
E. Hillside Blvd., Ste. 300,
Foster City, CA 94404,
415-571-0222. Circle No. 284

DECnet for Macintosh

CommUnity Mac; offers file-server capabilities through compatibility with VAX/VMS Services from DEC; is compatible with Macintosh Plus, SE, and II; includes remote file access to transfer files to or from the Mac to other DECnet or CommUnity systems; features VAXmail for sending and receiving mail between Macs and VMS systems.

CommUnity Mac is com-

patible with VMS, Ultrix, and RSX-11M; features a 68000-based intelligent Ethernet controller from Dove, Virtual Terminal including VT100/220/240 emulation, and task-to-task communications for Mac-to-DEC and Mac-to-Mac programming; Network Management displays network status, error, and traffic counters.

Technology Concepts Inc.,
40 Tall Pine Dr., Sudbury,
MA 01776, 617-443-7311.

Circle No. 286

Chassis, Backplanes, And Enclosures

Communications Cabinet

22-inch-wide communications cabinet; 40, 60, or 72 inches high; specifically designed to house DEC's Ethernet enclosures, DECserver 100/200, and DELNIs; available in DEC style and a version known as Valueline; options include vertical mounting power distributions, fan cooling, sliding mounting tray, and a general-purpose I/O connector panel; available now.

Lion Cabinets Ltd., Unit
12, Buslingthorpe Green Industrial Estate, Meanwood Rd., Leeds LS7 2HG, England, 0532-624040.

Circle No. 288

Rack-Mount Tray

RM-800F; allows the mounting of 2- x 8-in. Winchester devices in a 19-inch rack cabinet; designed specifically to accommodate Fujitsu devices and power supplies together with Fujitsu-style front panel; accommodates Fujitsu mount-compatible devices; available now.

Lion Cabinets Ltd., Unit
12, Buslingthorpe Green Industrial Estate, Meanwood Rd., Leeds LS7 2HG, England, 0532-624040.

Circle No. 290


Rack-Mounting Kit

19-inch rack-mount kit specifically designed to be compatible with the DEC

Before anyone promises you the moon, take a good look at Saturn.

You'll see PDP and VAX software, plus excellent service to back it up.

- SATURN-CALC
- SATURN BASE
- SATURN-GRAPH
- SATURN-WP



We're so sure you'll want to see our software for yourself, we offer a program called Try-N-Buy.

Try thirty days of Saturn software and technical support. Try thirty days of working with us to solve your problem.

Buy, confident you have the best software for your DEC computer.

Let us show you how Saturn software and Saturn people can make the difference. Call **612-944-2452, ext. 121**.

SATURN

6875 Washington Avenue South • Minneapolis, MN 55435
Phone: 612-944-2452 • Telex: 290322 • FAX: 612-944-2503

CIRCLE 388 ON READER CARD

Far-Reaching Solutions With Down-to-Earth Support

PRODUCT NEWS

BA23A-AR rack-mount kit; has all the items necessary to mount a DEC BA23 chassis, including slide rails; available now.

Lion Cabinets Ltd., Unit 12, Buslingthorpe Green Industrial Estate, Meanwood Rd., Leeds LS7 2HG, England, 0532-624040.

Circle No. 292

J-Style End Panels

Wide End Panels; allow side-to-side ventilation of mounted computer equipment; designed to suit DEC BA23A chassis and be specifically compatible with the DEC J-style end panel used in MicroVAX II (Q5) configurations; available now.

Lion Cabinets Ltd., Unit 12, Buslingthorpe Green Industrial Estate, Meanwood Rd., Leeds LS7 2HG, England, 0532-624040.

Circle No. 294

Sliding Plinth For 5.25-in. Devices

RM/DT-525S; allows the mounting of a 5.25-in. device on a sliding plinth; specifically allows the fixing of a 5.25-in. device on this T-slot base, into DEC-style runners; available now.

Lion Cabinets Ltd., Unit 12, Buslingthorpe Green Industrial Estate, Meanwood Rd., Leeds LS7 2HG, England, 0532-624040.

Circle No. 296

UXT-Tape Cabinet

UXT-Tape cabinet; 60-in.-high cabinet incorporates an additional strengthening kit designed to support a .5-in. magnetic tape transport, in a vertical orientation, and utilizes the vertical mounting kit supplied with the tape; available now.

Lion Cabinets Ltd., Unit 7-12, Buslingthorpe Green, Meanwood Rd., Leeds, England, LS7 2HG, 044-0532-624040.

Circle No. 298

IN THE QUEUE

The following products have been received by *Hardcopy* for review or HOW evaluation.

Access Technology Inc.

South Natick, MA

Product: 20/20

Status: At review

Adobe Systems Inc.

Mountain View, CA

Products: Adobe Type Library for IBM (1—Palatino, 9—ITC Garamond, 15—Trump Mediaeval); Adobe Type Library for Macintosh (Newsletters, Publishing Pack 1); Adobe Illustrator for Macintosh

Status: In HC/WG Lab

Aldus Corp.

Seattle, WA

Product: Pagemaker for Mac

Status: In HC/WG Lab

CIE Systems

Irvine, CA

Product: CI-2500 Dot-Matrix Printer

Status: At review

Complete Logic Systems

N. Vancouver, B.C., Canada

Product: Trilogy

Status: At review

Data Technology Corp.

Santa Clara, CA

Product: Crystall Print VIII

Status: At review

Golden Bow Systems

San Diego, CA

Product: Vopt Disk Organizer

Status: At review

Jyacc Inc.

New York, NY

Product: Jam V. 3.1 Development Environment

Status: At review

Lightgate

Oakland, CA

Products: Felix; Post-mouse

Status: At review

Meridian Software Systems Inc.

Laguna Hills, CA

Product: AdaVantage Compiler

Status: At review

Microsoft Corp.

Redmond, WA

Products: Microsoft Works for IBM PC; Microsoft Pageview

Status: At review

Modgraph Inc.

Burlington, MA

Product: GX-2000 Graphics Terminal

Status: At review

Monolithic Systems Inc.

Englewood, CO

Products: 386 Motherboard; Memory board; Multiport board

Status: In HC/WG Lab

Precision Standard Time

Fremont, CA

Product: Integrated Time Source

Status: At review

Procyon Computer Systems

Torrance, CA

Product: Star Draw for VAX

Status: In HC/WG Lab

Q.N.E. International

Langhorne, PA

Product: Quic-Pro 5

Status: At review

Rational Systems Inc.

Natick, MA

Product: Instant C/16m for IBM PC

Status: At review

The Santa Cruz Operation

Santa Cruz, CA

Product: SCO Xenix OS

Status: At review

Set Labs Inc.

Portland, OR

Product: PC Metric

Status: At review

Soricon Corp.

Boulder, CO

Product: Datasweep 1 PC Scanner

Status: At review

Techpower Inc.

Santa Ana, CA

Products: Everex System; System 1800

Status: In HC/WG Lab

Traveling Software

Bothell, WA

Products: LapLink Plus; Desklink

Communication Software

Status: At review

VM Personal Computing

Danbury, CT

Products: Beyond.BAT; Relay Gold

Status: At review

White Crane Systems

Norcross, GA

Product: The Brooklyn Bridge


Communications Program

Status: At review

VMEbus users:

NEW

NISSHO N8201 16 Mbyte DRAM



- Capacity 2, 4, 8, 16 Mbyte
- Single VME module
- VMEbus (Rev C) compatible
- Memory addressable 8, 16, 32 bits
- Error detection — byte parity
- Front panel error indicating LEDs

FOR MORE INFORMATION CALL
(800) 233-1837 In Calif. (714) 261-8811

NISSHO
ELECTRONICS

17310 Red Hill Avenue, Suite 200, Irvine, California 92714

FAX (714) 261-8819, TLX 181-308

CIRCLE 378 ON READER CARD

MRI COMPUTERS

Presents:

A FOUR STAR PERFORMANCE!

USI/HSR

PEP-11

PEP-70

CACHE-70

NOW APPEARING AT SELECTIVE SITES NEAR YOU

Including users such as: AT&T, Bell Labs, E.I. Dupont, Ford Aerospace, General Dynamics, NASA and many, many others...

PERFORMANCE ENHANCEMENT PRODUCTS FOR DEC VAX AND PDP11 SYSTEMS

USI/HSR

(UNIBUS Segment Isolator / High Speed Repeater)

The USI/HSR was specifically designed to allow maximum UNIBUS utilization and freedom in system configurations. The unit is totally transparent to system operation and requires no hardware or software changes.

As a UNIBUS Segment Isolator, the Unit electronically breaks the bus into smaller segments, thus enhancing the reliability of UNIBUS transfers. The unit will virtually eliminate TRAP 4, UNIBUS TIME-OUTS and VECTOR 0 Interrupts. And as a High Speed Repeater, this 25 nanosecond device allows your UNIBUS to run as fast as your CPU and memory can push it. Installation is "Plug and Play". Unplug an M920 or M9202 and plug in a USI/HSR.

Now you can...

- Add a second UDA50 to your existing UNIBUS.
- Add up to 60 units of DC load.
- Eliminate the need for additional UNIBUS Adapters (DW7XX-XX).
- Plan a migration to new CPU technology with the UNIBUS devices you now own.

PEP-11

(The PDP-11 Performance Enhancement Package)

This performance package consists of an amazing new 5ns UFUM (ULTRA FAST UNIBUS MEMORY) and a USI/HSR (UNIBUS SEGMENT ISOLATOR/HIGH SPEED REPEATER). Your PDP-11/24, 11/34 and 11/44 systems now have growth potential beyond all expectations.

If you are using older DEC UNIBUS Systems such as PDP 11/40, 11/45, 11/50, 11/55, or 11/60 you can easily double or perhaps triple your system throughput.

The memory comes in either 1/4 or 1 mb static ram arrays on a single board. It directly replaces the memory now in the system.

The upgrade is simply "plug and play", while the associated costs are only a fraction of replacing your current system with a new one. There is no need to retrain your people, renovate your computer room or rebuild your files.

PEP-70

(The PDP 11/70 Performance Enhancement Package)

This package consists of a new static ram, 2 or 4 mb memory board with a 15 nanosecond access time and a complete read or write cycle time between 100 and 200 nanoseconds.

The PEP-70 increases CPU and Bus throughput, thus allowing a previously CPU bound system to have the same User Response as a lightly loaded system. The additional UNIBUS bandwidth allows you to increase I/O capacity, I/O transfer rates, and User loads. System performance has increased by factors of 25%-45% at various RSTS user sites.

The PEP-70, when installed, is fully compatible with present hardware and operating system software. Installation is a simple process with minimum system down time.

The new memory board directly replaces the DEC MK11-B, C or MJ11 style memory. It is physically plugged into slot 19 in the 11/70 CPU backplane. This eliminates the need for the entire MK11 memory cabinet, thus reducing CPU footprint by 50%.

CACHE-70

(PDP 11/70 Hyper-Cache)

This two board set directly replaces the DEC Cache Control and DATA PATH modules (M8142 and M8145 respectively). It allows you to fully utilize the efficiency and speed of the PEP-70.

The Cache-70 reduces the time required for memory bus overhead handling required by previous PDP 11/70 memories.

This adds a new dimension of speed over the PEP-70 by a factor of 15-25%.

Write or call for information

MRI COMPUTERS

1520 N.W. 65th Avenue, Suite 2
Ft. Lauderdale, FL 33313

800-992-6340

FAX #(305) 792-4350

DEC, PDP-11, VAX, RSTS and UNIBUS are registered trademarks of Digital Equipment Corp.
USI/HSR is a registered trademark of Setasi Research and Development.
UFUM & PEP-70 is a registered trademark of Digital Data Systems, Inc.

CIRCLE 440 ON READER CARD

For Information Regarding
Mini Mart or Classified Advertising Rates
Contact: Holly Debany, Classified Sales Manager
at: 714-666-8314

VAX RENTALS

**MICROVAX II
VAX 700 SERIES
VAX 8000 SERIES
Systems & Peripherals**

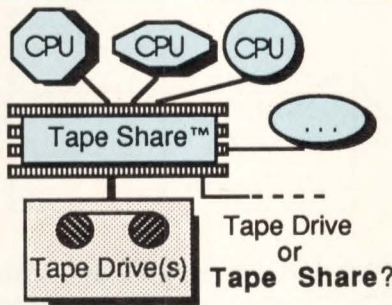
- Fast Turnaround
- Dependable Products
- Upgrade/Add-On Flexibility
- Purchase Option Available

3 Months • 6 Months • 12 Months

BROOKVALE ASSOCIATES
Digital Dealers Association

EAST COAST WEST COAST
(516) 273-7777 (206) 392-9878

CIRCLE 410 ON READER CARD



Easily connect several CPUs to 1 tape drive. Or several tape drives. Please call for our brochure.

(415) 969 - 5109

EAKINS 67 EAST EVELYN AVE.
MT. VIEW, CA 94041
ASSOCIATES Inc.

CIRCLE 387 ON READER CARD

miniMAX™
Data Storage Subsystem
Minimal size with Maximum capacity
2.3 Gigabytes using 5.25" devices

- Compatible with Q-bus, Unibus, PC-bus
- VMS, UNIX, PS-DOS, RSTS Systems supported
- Rewritable / Removable Magnetic Media

415-969-5109

EAKINS 67 EAST EVELYN AVE.
MT. VIEW, CA 94041
ASSOCIATES Inc.

CIRCLE 411 ON READER CARD

DEC JUNE BUG JAMBOREE

- 4A-FP785-AA \$5,500
- 4A-KA85-AA CALL
- 4A-KA86-AA CALL
- 4A-KA88-AA CALL
- 4A-KA865-AA CALL
- 861-UP/AA \$59,000
- MS86-AA \$2,400
- L0111 \$4,900
- VAX 11/785 Modules CALL

BUY-SELL-TRADE-EXCHANGE
Immediate Delivery **dda**

(617) 275-6800
Louisiana Branch 800-331-6140
In Louisiana (504) 641-6140
FAX 617-275-6873

CIRCLE 388 ON READER CARD

**DEC LASER
PRINTER OWNERS
SAVE 50%
ON TONER SUPPLY KITS**

Compatible with RICOH ENGINE
Laser Printers: DEC LN03, AST,
WANG, TI, QMS, UNISYS, Etc.

- Replacement Part # 5379-19 (Toner Kit 80).
- Price per Kit: \$57.40, Case Price \$47.95.
- Quantity discounts available.

* Price Subject to Change

TONER

SERVICE COMPANY
2128 Dolman

St. Louis, Missouri 63104
(314) 776-1155 • 800-88-TONER

CIRCLE 412 ON READER CARD

GRAPHICS ON YOUR VT220!

GRAPH220™
generates business and presentation graphics on your VT220 and compatibles without additional hardware!

- Pie charts
- Line graphs
- Bar charts*
- Histograms*
- Clustered bar charts*
- Stacked bar charts*
- Also outputs to file or printer
- Horizontally and Vertically

Micro-VAX® and VAX-11® \$795.
VAX® 8000 Series \$1495.

CALL (408) 734-9511


WILLIAM A. PEDERSEN AND ASSOCIATES
1037 N. FAIR OAKS AVE. • SUNNYVALE, CA 94089

VAX® is a registered trademark of Digital Equipment Corporation.

CIRCLE 389 ON READER CARD

NEW/USED EQUIPMENT

We Have It Now!



(916) 925-5727

FAX: 916-925-7340

DIGITAL SYSTEMS

LSI - PDP11 - VAX - BI

VAX 8550

VAX 8350

VAX 8200

VAX 11/785

VAX 11/780

VAX 11/750

Micro VAX II

CPU's - Options - Parts

SPECIALS

Disk & Tape Drives

* RA81-AA 456MB .. 8500⁰⁰

RC25-EA 52MB 3600⁰⁰

Communications

* DEQNA-M 2200⁰⁰

* DHUII-M 2850⁰⁰

Networking

DELNI-AA 1250⁰⁰

DSRVB-AA 3350⁰⁰

* USED EQUIPMENT

FUJITSU PRODUCTS

* M2246E 171MB 5¼" 795⁰⁰

M2333K 337MB 8" 3495⁰⁰

M2344K 690MB 8" 6995⁰⁰

* M2351A 474MB 5295⁰⁰

M2351A 474MB 7195⁰⁰

M2361A 690MB 10½" 7500⁰⁰

M2372 824MB 8" 7550⁰⁰

* USED EQUIPMENT

Controllers, Expansion Boxes
& Subsystems Also Available

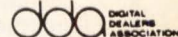
Clayton Computer Systems

271 Opportunity Street, Suite 1

Sacramento, California 95838

All Equipment Subject To Prior Sale

CIRCLE 390 ON READER CARD



BUY • SELL • LEASE

"Hi! I'm Maggie Connelly, a purchasing manager at Midwest Systems. Please accept my 'invitation' to call us about purchasing your used or new DEC Equipment.

*I think you'll be glad you called us, and for two very good reasons. The **first**, is that*

***we are active buyers... not shoppers.** We buy well over 5,000 DEC products every month and are rated as the nation's largest purchaser of DEC equipment. The **second** reason is simple. We buy both **individual** DEC products and **complete** systems ... and make immediate cash payment.*

During the nine years that I've been at Midwest, we've helped thousands of people and companies who were faced with the task of selling their unneeded DEC equipment. I'm sure that you'll also enjoy working with us and our 16 very courteous and helpful buyers."



**"We'll
pay you
CASH for
your unneeded
DEC* equipment"**



2800 Southcross Drive West, Burnsville, MN 55337

* DEC is a registered trademark of Digital Equipment Corporation.

Please accept our invitation... **Call us today** on our toll-free number: **1-800-328-7000, ext. 9906.**

(In Minnesota, call 1-612-894-4020).

We look forward to talking with you.

Thanks!

Maggie Connelly

CIRCLE 413 ON READER CARD

NEW/USED EQUIPMENT

Kimberly Disk and Tape

EXTRAVAGANZA



Digital

RA82-AA, AD	\$13,195
RA81-AA, AD	\$10,500
RA60-AA	\$12,500



Cipher


F880	\$2,795
M890	\$3,395
M891	\$3,695
M990	\$6,195



Fujitsu

M2333K	\$3,900
M2344K	\$7,195
M2351A W/TERMINATOR	\$7,495
M2361A W/TERMINATOR	\$8,195

ALL EQUIPMENT IS NEW AND IN STOCK WITH WARRANTY



Kimberly Electronics

140 Route 17N, Suite 210, Paramus, NJ 07652
1-800-843-4009 • In NJ 201-387-0872 • Fax 201-261-2206

NEW/USED EQUIPMENT

ATTENTION DEC USERS

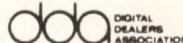
We Want To Buy Your Excess DEC Equipment

- Modules
- Systems
- Terminals, Printers, PC's

**CALL FOR YOUR QUOTATION \$\$
BUY — SELL — TRADE**



Serving DEC users since 1981



Minnecomputers, Inc.

Technology Park, 9201 E. Bloomington Frwy.
Minneapolis, MN 55420

(612) 884-6601

FAX# (612) 884-6652

CIRCLE 414 ON READER CARD

DEC ★ **BEST DEALS**

VAX • UNIBUS • Q-BUS
BUYING • LEASING • SELLING

CALL 305-771-7600

FREE

To DEC Users
Subscription to "DEC-BEST DEALS"
our quarterly catalog packed with
hundreds of great values on DEC
equipment from small options to full
systems, Q-BUS through VAX.

Call today for your copy--or mark
your business card "BEST DEALS"
and mail today.



CIRCLE 416 ON READER CARD



dataware
incorporated

1500 Northwest 62nd Street
Suite 512
Fort Lauderdale, FL 33309
Telephone 305/771-7600

Dealers in computer equipment since 1974.

DEC MICROVAX II with 16 MB memory

500+ MB Disk Storage
1600 BPI Tape Drive
1-8 Users

6 month rental ... \$4,765 per month
12 month rental ... \$3,216 per month
24 month rental ... \$2,360 per month

**IN STOCK
READY TO SHIP**



1061 S. Melrose Placentia, CA 92670
(714) 632-6986

CIRCLE 415 ON READER CARD

NEW/USED EQUIPMENT

digital

digital

PUBLIC NOTICE!!

BOSTON BOARDS & SYSTEMS, INC.



Boston Boards
&
Systems

55 Rear Main Street, Kingston, MA 02364

617-585-7777

Our Guarantee Is Our Reputation!!



Boston Boards
&
Systems

<p>SPECIAL VAX 11/780 XA-AE FCC \$18,900</p>	<p>8000 SERIES Systems & Peripherals</p>
<p>MICROVAX II Systems & Peripherals</p>	

\$1 MILLION + *DEC inventory
15% to 60% OFF DIGITAL LIST!!
CABLES TO CPU's!! CALL TODAY!!

WE ALSO BUY NEW & USED EXCESS *DEC INVENTORY

FAX #617-747-6255
Telex #920038BBS

EMC²

alphet

GD
CONTROL
DATA

EMULEX
T.M.

KENNEDY

FUJITSU

T.M.
National
Semiconductor

CIRCLE 392 ON READER CARD

Digital is a registered trademark of Digital Equipment Corporation

digital

digital

EMULEX • KENNEDY • FUJITSU • C.ITOH • VISUAL • CDC
BUY FROM SOMEONE WHO IS DIRECT

=DAX=

BUY FROM SOMEONE
WHO IS DIRECT WITH
THE MANUFACTURER

Sub System Specials

I don't think anybody can beat me, price wise,
support wise, on a Fujitsu or Kennedy sub
system for any DEC or Sun computer.

KENNEDY 9610 (800, 1600, 3200, 6250)

FUJITSU M2344 (690 MB)

CONTROLLERS & CABLES

\$22,850

KENNEDY 9600A, CONTROLLER & CABLES

\$5,150

Please Call me and make me
beat my own prices.

3868 Carson Street, Suite 310
Torrance, CA 90503

CALL:

(213) 540-2639

dda
DIGITAL
EQUIPMENT
CORPORATION

C.ITOH • FUJITSU • AMPEX • MICRO-TERM • TRIMM

CIRCLE 393 ON READER CARD

SOFTWARE

EDITECH, The one-stop source for all your DEC
software needs, now offering:

WORDPERFECT
& **WORDPERFECT OFFICE**
FOR YOUR VAX

- **V 4.2** - Fully Compatible With PC Version
- **All-In-One Integration** - Exchange DOC with EDT & WPS, Electronic Mail
- **WP OFFICE** — Calender, Scheduler, Phone Book, System Shell

CORPORATE DISCOUNTS

SPECIAL GOV'T, EDUCATIONAL AND CLUSTER PRICES
SOFTWARE LEASING

ORDER YOUR DEMO TODAY

EDITECH

310 Madison Ave, Suite 2008
New York, NY 10017

(212) 661-7178

(212) 949-9143

Authorized WORDPERFECT & DATAILITY DEALER

CIRCLE 394 ON READER CARD

NEW/USED EQUIPMENT



**COMPUTERS & PERIPHERALS
IN STOCK PROMPT DELIVERY**

NEW & USED
digital™
BUY SELL
SYSTEMS • MODULES
PERIPHERALS
VAX • Q-BUS
UNIBUS

COMPETITIVE PRICING — CALL TODAY
617-547-4005 • 800-892-9230
FAX (617) 354-1417 TELEX 374-8460
LET US QUOTE YOU
ON ALL OF YOUR DEC NEEDS  DIGITAL DEALERS ASSOCIATION

**ELI HEFFRON
& Sons inc.**
139 HAMPSHIRE ST., CAMBRIDGE,
MASSACHUSETTS 02139 U.S.A.

CIRCLE 417 ON READER CARD

RA81 Disk Drive SALE

(2) Used RA81 EA*
(1) Used RA81 AA*
(1) Used RA81 CA*
(1) New RA81 EA

*These drives were DEC maintained/DEC deinstalled

**All Equipment Is
Available Immediately**
Call Harry or Mary

 (714) 632-6986


 DIGITAL DEALERS ASSOCIATION

CIRCLE 432 ON READER CARD


DEC EQUIPMENT

when you need DEC equipment, come to Meadowlark.
We can give you quality, service, dependability, guarantee
equipment, and the best prices!
What more can you ask for?? For example - in stock now:

183QB-D2	11/83 type SBB	\$14,500
750XA-AE	Used, 64K chip	\$5,000
8200	Used	CALL
CI780-BC		\$6,000
DECSA-CA	Used, 16 line term server	\$6,500
DECSA-DA	Used, 32 line term server	\$8,500
DFM12-AC	12 line stat mux	\$5,000
DH630Q6BA	New w/warranty	CALL
RA81-CA		\$9,900
TK50-DA	New, Tabletop TK50	\$3,000
TQK50-AB	New, Ctrlr for TK50	\$895
TU78-AB	1600/6250 magtape	\$11,500
TU78-AF	1600/6250 slave tapedrive	\$7,900
VS26U-B2	4 plane upgrade	\$5,000
VS27U-A2	8 plane upgrade	\$7,500
VS11GPX	Graphics System	\$29,000
VS464-EA	New, VS2000	CALL

 **MEADOWLARK ENTERPRISES**
37 High Street
Danvers, MA 01923

617-777-4666
800-DEC-DLER
FAX-617-777-8433

 DIGITAL DEALERS ASSOCIATION

CIRCLE 418 ON READER CARD

Call Now

- We do more than Lease.
- We sell new and off-Lease DEC equipment.
- Call us with your equipment needs-complete configurations or simple add-ons.
- We offer excellent service and competitive prices.

**VAX • MICROVAX • PDP11
DEC W/P • TERMINALS • PERIPHERALS**

MICROVAX II RENTALS

Buy • Sell • Lease • Trade

• COMPLETE SYSTEM INTEGRATION •
Call 415/627-9682
415/627-9692
Fax: 415/627-4313

733 Front Street
San Francisco, CA
94122

 **US LEASING**  DIGITAL DEALERS ASSOCIATION

CIRCLE 433 ON READER CARD

NEW/USED EQUIPMENT

Plain & Simple.

For the best of service, when you buy or sell DEC* equipment, call New York Computer Exchange.

You will receive prompt, up-front, direct answers combined with a willingness to serve your interests. We believe that extra care and service leads to long term, headache-free business relationships.

TOLL FREE: (800) 645-9109

CURRENT DEC* SPECIALS

1173-BE	DHU11-AP	KXT11-CA	RA82-AA
1184-BA	DMF32-LP	LA120-BA	RD54-AA
11750-FA	DRV11	LA120-RA	RK07-PA
11780	DW780-AA	MS11-PB	RL02-AK
BC26V-50	DZ11-A	MS86-CA	RLV12
CI780-AA	DZ11-DP	MS630-BB	RM05-AA
CS11-F	DZ11-E	MS630-CA	RQDX3-AA
DD11-CK	H7112-A	MS750-CA	TK50-AA
DD11-DK	H9602-HA	MS780-FD	TK70-AA
DELUA-AA	KDJ11-AB	MS780-JA	UDA50-A
DEUNA-AA	KDJ11-BB	MSV11-QA	VT100-AA
DH630 Q2-Q5	KT24	RA81-AA	VT220-B

Only a partial list of our fully warranted equipment for sale. If you don't see what you need, please call.

CASH PAID FOR YOUR EXCESS NEW AND USED HARDWARE.

New York Computer Exchange, Inc.

Corporate Offices
130 Gazza Boulevard
Farmingdale, NY 11735
FAX: (516) 752-9202
(516) 752-8666



New England Sales Office
40 Beach St., Suite 105
Manchester, MA 01944
FAX: (617) 526-8293
(617) 526-8259



Telex: 146012



*DEC is a registered trademark of Digital Equipment Corp.

MRI COMPUTERS

Performance Enhancement Products

USI/HSR

PEP-70

PDPII-SEP

NEW AND USED
DEC* EQUIPMENT

Buy • Sell • Lease

1520 N.W. 65th Avenue, Suite 2
Ft. Lauderdale, FL 33313

1 (800) 992-6340

FAX #(305) 792-4350

CIRCLE 434 ON READER CARD



California Boards—A Reliable Source For Buying And Selling DEC Equipment.

California Boards is one of the largest distributors of new and refurbished secondary and after-market equipment—our customers rely on our huge inventory of options, upgrades, terminals, modems, modules, spare kits and other hardware.

California Boards is one of the nation's largest buyers of used systems and peripherals—our customers rely on us to buy the hardware they've outgrown.

California Boards has one of the nation's largest and most comprehensive test facilities—our customers rely on the fact that our entire inventory of unused and used/refurbished hardware is tested and certified operational on our own test beds.

California Boards customers rely on our educated staff for all their computer needs including depot printer repair, leasing, financing and maintenance.

California Boards is prompt—our customers rely on our quick response. Whatever the need.

For more information, call or write:

California Boards
4030 Spencer Street
Torrance, CA 90503
(213) 542-3000

Fax (213) 542-4294

Telex 6502240619

DEC*




SYSTEMS AND PERIPHERALS

- PURCHASE
- SALES
- INSTALLATION
- DE-INSTALLATION
- MAINTENANCE
- PRINTER DEPOT REPAIR

WE DO IT ALL

California Boards



CIRCLE 419 ON READER CARD

NEW/USED EQUIPMENT

XEROX 4045 LASER PRINTER FOR THE DEC USER.

**Save the cost of an LN03 the first year
Based on 10,000 pages per month.*

- COMPLETE LN03 EMULATION
- 10 PAGES/MINUTE
- ENVELOPE FEEDER
- COPIER OPTION
- OUTPUT SEQUENCER OPTION
- XEROX RELIABILITY

Exclusively Available Through . . .



714-632-6986

1061 S. MELROSE AVE., PLACENTIA, CA 92670

LN03 IS A REGISTERED TRADEMARK OF DIGITAL EQUIPMENT CORP.
4045 IS A REGISTERED TRADEMARK OF XEROX CORP.

CIRCLE 435 ON READER CARD

DEC VT240/340 ALTERNATIVE!!

LANPAR



**TEKTRONIX or
ReGIS GRAPHICS
The Choice is Yours**

- 800 x 360 Resolution
- Multipage
- Separate Text Handling
- Logic for High Speed
- VT220 Compatible

Call For Low, Low Price

714 632-6986

SINCE 1979



"THE FIRST NAME IN SECOND SOURCE"

**BUYS - SELLS - LEASES
NEW & USED DEC® EQUIPMENT**

VAX COMPUTER SYSTEMS, PERIPHERALS
DISK & TAPE DRIVES, MEMORY
MICRO VAX II

**IMMEDIATE DELIVERY
ON 90% OF ALL
DEC ITEMS!**

digital™

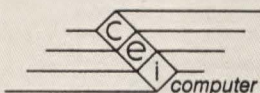
**SAVE UP TO
50% OFF
MFG'S LIST PRICE**

MULTITRONICS INC.
340 Manley Street
W. Bridgewater, MA 02179
TELEX 517030

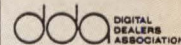
FAX MACHINE #617-584-8172

**Call Today For a Quote
WITHIN MA (617)584-2800
OUTSIDE MA (800) BUY-A-VAX**

Registered trademarks of Digital Equipment Corporation



computer enhancements, inc.



DIGITAL
DEALERS
ASSOCIATION

JUNE SPECIALS

PDP11X44-DA	\$4500.00	LQP03-AA (NEW)	\$300.00
LA50-R	\$350.00	TU80-AA	\$1750.00
RD52-DA	\$950.00	VT320-E2, F2 (NEW)	\$525.00
RQDX3	\$1350.00	BA11-SA	\$750.00
RAINBOW 100A 256Kb	\$350.00		

We pay cash for your used equipment!

5008 West Linebaugh Ave. Suite 56
Tampa, Florida 33624

(813) 968-5533
FAX (813) 264-0280

NEW for PRO 300

- NEW AFFORDABLE MEMORY BOARDS for PRO 350 / 380
- DISK DRIVES - BIG & FAST for P/OS V2 and V3
- RAM-DISK SOFTWARE for Micro/RXS, 11M(+) & P/OS

Call (415) 420-9579

Proto Systems
1238 Josephine St
Berkeley, CA 94703

RSX, P/OS & PRO are trademarks of Digital Equipment Corporation



LSI* PDP* VAX*

SYSTEMS & PERIPHERALS

- CPUs • MEMORIES
- DISC & TAPE DRIVES
- CRTs • TERMINALS • PRINTERS
- INTERFACES Etc.

dce DIGITAL
COMPUTER
EXCHANGE INC

27773 Industrial Blvd. Hayward, CA 94545
CALL-(415) 887-3100

FAX (415) 887-5590 TLX 709530

* Registered trademark of Digital Equipment Corporation

SOFTWARE

ASA PMS

for
**PROJECT
SCHEDULING
ORGANIZATION
ROLL-UP**

**FOR INDIVIDUALS
AND DEPARTMENTS**

ASA - P.O. Box 3397,
Church Street Station,
New York, NY 10008.
Tel: (212) 321 - 2408

*Serving the profession of
project management since 1969.*

NEW/USED EQUIPMENT

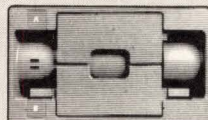
DEC™ USERS—

GET THE EFFICIENCY ADVANTAGE!

We'll Fix Your RX50 Faster, Better & For Less—Or Your Money Back!

RX50 FLOPPY DRIVE REPAIR
120 DAY WARRANTY

\$79⁰⁰



(Includes all parts/labor and 3-day turnaround)

Efficient Field Service is committed to making the repair and maintenance of your RX50 as easy for you as possible. Special test equipment, comprehensive diagnostics and highly experienced personnel allow us to offer the best terms in the world—bar none!

Gain the Efficiency Advantage for all your other DEC repairs, too. Hundreds of DEC users from business, government and academia already benefit from savings of up to 50%. Efficient Field Service gives you the quality, personal attention and rapid turnaround you need to keep your system up and running—for less!

For immediate attention include your purchase order and ship to:



Efficient Field Service Corp.

CIRCLE 422 ON READER CARD

11 School St., North Chelmsford, MA 01863

OR CALL 800-257-4745 (In Mass call 617-251-7800)

DEC is a registered trademark of Digital Equipment Corp.

When you need repairs or maintenance on:

- TK50's
- RA81's
- VAX 750
- MicroVAX
- LSI-11 23/73
- PDP-11
- PDP-8

CALL EFFICIENT FIELD SERVICE!



30-DAY WARRANTY OVERNIGHT DELIVERY

LA-34 (DECWRITER IV) SPARES

LOGIC BOARD.....	(54-13374)
SERVO MOTOR.....	(70-15737)
PWR SUPPLY.....	(H7834)
PRINT HEAD.....	(70-15734)
STEPPER MOTOR.....	(12-15558)
KEYBOARD ASSY.....	(70-15514)

LA-35/36(DECWRITER II) SPARES

LOGIC BOARD.....	(M7722)
SERVO MOTOR.....	(70-09691)
PWR BOARD.....	(54-10805)
PRINT HEAD.....	(70-09883)
STEPPER MOTOR.....	(12-11563)
KEYBOARD ASSY.....	(LP02)

LA-120 (DECWRITER III) SPARES

LOGIC & PWR.....	(M7081)
SERVO MOTOR.....	(70-15388)
PWR SUPPLY.....	(H7110/H7150)
PRINT HEAD.....	(70-15085)
STEPPER MOTOR.....	(70-15389)
KEYBOARD ASSY.....	(70-15763)

LA-180 (DECWRITER I) SPARES

LOGIC BOARD.....	(54-11023)
SERVO MOTOR.....	(70-10092)
PWR BOARD.....	(54-11021)
STEPPER MOTOR.....	(12-11563)

LQP01 PRINTER SPARES

TRANSDUCER.....	(29-22466)
LOGIC 1.....	(29-22487)
LOGIC 2.....	(29-22488)
SERVO PCB.....	(29-22489)
CARRAGE PCB.....	(29-22490)
PNT-WHEEL PCB.....	(29-22491)
PWR SUPPLY.....	(30-13094)

VT05 TERMINAL SPARES

TUBE.....	(30-10326)
LOGIC.....	(M7000)
CHAR GEN.....	(M7001)
TIMING.....	(M7002)
INTERFACE.....	(M7003)
HIGH SP I/F.....	(M7004)
KEYBOARD.....	(30-10166)
PWR SUPPLY.....	(H733)

VT50 (DECSCOPE I) SPARES

ROM UART.....	(54-10894)
DATA PATHS.....	(54-10906)
PWR SUPPLY.....	(54-10886)
KEYBOARD.....	(54-10906)

VT52 (DECSCOPE II) SPARES

ROM UART.....	(54-11743)
DATA PATHS.....	(54-11745)
PWR SUPPLY.....	(54-10886)
KEYBOARD.....	(54-11170)

VT78 TERMINAL SPARES

MONITOR BD.....	(54-11444)
CMOS-8 LOGIC.....	(54-12660)
MEMORY.....	(54-12691)
DIST.PANEL.....	(54-12861)
PWR SUPPLY.....	(H7832)

VT100 TERMINAL SPARES

BASIC VIDEO.....	(54-13009)
MONITOR BD.....	(70-17362)
PWR SUPPLY.....	(H7831)
KEYBOARD.....	(70-15765)

No payments due for 10-DAYS to give you time to install and test our spares. Telephone orders accepted. (We also DROP-SHIP directly to your customers under your name if needed.) Same day shipping on most items. No extra charge to expedite orders. Many more spares and options are listed in our new 1986 40-page catalog.

CALL TODAY!
1-(800)443-6400
(In Texas Call: (214)278-4031)

FEDERATED CONSULTANTS
2306 COUNTRY VALLEY
GARLAND TX 75041

CIRCLE 420 ON READER CARD

June 1988/HARDCOPY 119

DEC EQUIPMENT

★ Immediate Delivery

★ Fully Guaranteed ★ Lowest Prices

ESS COMPUTER INC.

127 W. MAIN
WEST FARGO, ND 58078



701-282-8380



We Still Support PRO 350/380, DECMATES & RAINBOWS

Systems & Upgrades
Printers, (Too)

LA50 LA100 LA210
LQP02 LQP03 LN03

item, inc.

5510 Cherokee Ave. #320
Alexandria, VA 22312
800-367-4836 or 703-941-1860
Fax 703-354-2329

LP25/26/27 PRINTERS

REMANUFACTURED PRINTERS DIRECT
FROM THE ORIGINAL MANUFACTURER



Dataproducts

Resale Department

Call Today

(818) 888-4488

CIRCLE 421 ON READER CARD Ext. 650



NEW/USED EQUIPMENT

It's LOGO
or
it's
NO GO!

STO

dda DIGITAL DEALERS ASSOCIATION

Look for this logo — it's your insurance that you are doing business with a reputable dealer in the used DEC* marketplace. dda was formed in 1982 as a trade association to promote ethical dealings in the secondary hardware market.

For membership & other information: **DIGITAL DEALERS ASSOCIATION**
313/475-8333
107 S. Main St., Suite 202
Chelsea, MI 48118

*DEC is a registered trademark of Digital Equipment Corporation.

CIRCLE 409 ON READER CARD

ADVERTISING SALES

NATIONAL SALES MANAGER Cal James Franklin, 1061 S. Melrose Ave., Ste. D, Placentia, CA 92670-7180, 714-632-6924

REGIONAL SALES MANAGERS

Southwest—Karen Silverstein, 1061 S. Melrose Ave., Ste. D, Placentia, CA 92670-7180, 714-632-6924

Northwest—Candace Ahern, 1250 Oakmead Pkwy. #210, Sunnyvale, CA 94088-3599, 408-720-1758

Northeast—Ken Melchin, 6 Fanewil Hall Marketplace, Boston, MA 02109, 617-723-2477

Mid-Atlantic—James Shannon, 6 Fanewil Hall Marketplace, Boston, MA 02109, 617-723-2477

Midwest—Lynn Bhullar, 1061 S. Melrose Ave., Ste. D, Placentia, CA 92670-7180, 714-632-6924

Southeast—Christine Withrow, 1061 S. Melrose Ave., Ste. D, Placentia, CA 92670-7180, 714-632-6924

CLASSIFIED SALES MANAGER Holly Debany

LIST RENTAL SALES MANAGER Kirk A. Phillips

SALES SUPPORT Yolanda Mathey

ADVERTISING SALES OFFICE 714-632-6924

ADVERTISERS INDEX

Reader Inquiry Number	Page Number	Reader Inquiry Number	Page Number
376 Advanced Systems Corp.	49	360 Kinetics Inc.	59
312-965-7800		415-947-0998	
358 American Network Connections	62	423 MDB Systems	61
408-737-1511		714-998-6900	
375 Andromeda Systems	50	418 Meadowlark Enterprises	116
818-709-7600		617-777-4666	
392 Boston Boards & Systems Inc.	115	396 Megatape Corp.	13,14,15
617-585-7777		818-357-9921	
449 Brainwave Systems Corp.	65	413 Midwest Systems	112
303-466-6190		612-894-4020	
410 Brookvale Associates	111	383 Miltope	25
West Coast 800-252-6200		516-420-0500	
East Coast 800-645-1167		414 Minnecomputers Inc.	114
419 California Boards	117	612-884-6601	
213-542-3000		357 Mitek Systems	54
390 Clayton Computer Systems Inc.	112	214-490-4090	
916-925-5727		440 MRI Computer	110
451 Clyde Digital	28	434 MRI Computer	117
801-224-5306		305-587-7464	
385 CMD Technology Inc.	Cover III	372 MTI Systems Corp.	11
714-549-4422		800-645-6530	
379 Cognos	5	— Network General	3
800-4-COGNOS		415-965-1800	
380 Cyborg Systems	7	— New York Computer Exchange	117
312-454-1865		516-752-8666	
426 Datability	Cover IV	399 Nissho Electronics Corp.	48
800-DIAL-DSS		398 Nissho Electronics Corp.	52
437 Datalease	63	378 Nissho Electronics Corp.	109
431 Datalease	84	800-233-1837 ext. 420	
415 Datalease	114	In CA 714-261-8811 ext. 420	
432 Datalease	116	448 Northwest Digital Software	53
435 Datalease	118	509-447-5631	
714-632-6986		386 Northwest Digital Systems	23
377 Datamedia Corp.	27	206-524-0014 800-537-1201	
800-DMC-INFO		438 Odesta Corp.	57
421 Dataproducts Corp.	119	312-498-5615	
818-888-4488 ext. 650		447 Owen + Davis Systems	47
416 Dataware Inc.	114	714-956-9159	
305-771-7600		400 Persoft	17
393 DAX	115	608-273-6000	
213-540-2639		450 Polytron	6
405 Dex	105	503-645-1150	
714-632-1841		402 Precision Standard Time	31
446 Digi-Data Corp.	46	415-656-4447	
301-498-0200		381 Process Software	65
— Digital Basics	Outsert	413-549-6994	
409 Digital Dealers Association	120	356 Pulizzi Engineering Inc.	62
313-475-8333		714-540-4229	
395 DILOG	66	388 QEI Inc.	111
714-937-5700		617-275-6800	
— Disk Equipment and Material Assoc.	98	429 Quickware Engineering	37
442 Dyna Five Corp.	43	800-237-1185	
406 Dyna Five Corp.	96	In MA 617-782-8330	
714-751-0133		439 Restor	97
387 Eakins Associates	111	606-342-5800	
411 Eakins Associates	111	430 Saturn Systems	108
415-969-5109		612-944-2452	
394 Editech	115	359 Sigma Information Systems	44
212-661-7178		714-630-6553	
422 Efficient Field Service Corp.	119	403 Stone Mountain Computing	103
617-256-8049		805-968-3838	
800-257-4745		427 Summus Computer Systems	21
417 Eli Heffron & Sons Inc.	116	713-589-9772 800-225-9638	
617-547-4005		412 Toner Services Corp.	111
374 Falco Data Products	Cover II	314-776-1155	
800-846-8776		433 U.S. Leasing	116
In CA 800-538-5383		415-627-9682	
401 FBN Software	4	408 Volt Delta Resources/ Maintech Div.	39
416-534-6878		800-426-TECH	
420 Federated Consultants	119	441 Walker, Richer, Quinn	41
214-278-4031		206-234-0350	
373 GraphOn	8	389 William A. Pedersen & Assoc.	111
800-GRAPHON		408-734-9511	
443 IBM	35	356 Z-Line	62
800-IBM-2468		714-540-4229	
382 Interactive Technology	19		
800-362-6203			
In OR 503-644-0111			
444 ISE Inc.	104		
213-837-8339			
404 KEA Systems	104		
800-663-8702			
391 Kimberly Electronics	113		
800-843-4009			
In NJ 201-387-0872			

STORAGE ADVERTISERS

425 Emulex Corp.	SA5
800-222-EMC2	
— Laserdrive	SA9
384 MDB Systems	SA12,13
714-998-6900	
361 Qualogy	SA7
408-434-5200	
407 Systems Industries	SA2,3
800-333-2220 408-432-1212	

IN THE SPOTLIGHT

Be sure to bring your briefCASE to CASE '88, the Second International Workshop on Computer-Aided Software Engineering, which will be held July 12-15 at the Hyatt Regency Cambridge, in Cambridge, MA. It is sponsored, in part, by Index Technology Corp. and the Computer Society of the IEEE. The CASE '87 workshop drew 225 participants.


At the workshop, key researchers, developers, and leading-edge users of

CASE technology will examine goals for CASE advancement in the next five years. In addition, the workshop will review and coordinate the many independent efforts to develop standards for CASE tools.

Working groups at the conference will consider future CASE requirements in five areas: management, methods for information systems development, enabling technologies, reverse engineering, and standards.

Additional sponsors of

the workshop are Imperial College (London), Purdue University, Northeastern University, Washington University, and the Greater Boston Chapter of the ACM. Elliot J. Chikofsky, Index Technology's director of research and technology, is serving as General Chair, and Ronald J. Norman, assistant professor of information and decision systems at San Diego State University, is serving as Chair of the Program Committee.



Creating complex technical tracings (as shown) is facilitated using today's sophisticated CAE applications software—in much the same way as complex software engineering is expedited by use of CASE design techniques.

JULY

6-8—Integrated Information Services: Departmental Systems and Enterprise Networks; Minneapolis/St. Paul; contact the Institute for Advanced Technology, Registrar (ETCIAT), 1450 Energy Park Dr., St. Paul, MN 55108-5299, 800-638-6590; also July 20-22 in Washington, DC.

6-8—Using a Data Base in a Distributed Processing Environment; Washington, DC; contact the Institute for Advanced Technology, Registrar (ETCIAT), 1450 Energy Park Dr., St. Paul, MN 55108-5299, 800-638-6590; also July 18-20 in Boston.

11-13—Data Communications and Information Systems Security; Washington, DC; contact the Institute for Advanced Technology, Registrar (ETCIAT), 1450 Energy Park Dr., St. Paul, MN 55108-5299, 800-638-6590.

11-13—Design of Multi-Vendor Computer Systems; Minneapolis/St. Paul; contact the Institute for Advanced Technology, Registrar (ETCIAT), 1450 Energy Park Dr., St. Paul, MN 55108-5299, 800-638-6590; also July 25-27 in Washington, DC.

11-13—Evaluating and Im-

plementing Local Area Networks; Detroit; contact the Institute for Advanced Technology, Registrar (ETCIAT), 1450 Energy Park Dr., St. Paul, MN 55108-5299, 800-638-6590.

11-13—Micro-to-Mainframe Links, PC Networks and Connectivity; San Francisco; contact the Institute for Advanced Technology, Registrar (ETCIAT), 1450 Energy Park Dr., St. Paul, MN 55108-5299, 800-638-6590; also July 18-20 in Washington, DC.

11-13—SNA—IBM's Systems Network Architecture; San Francisco; contact the Institute for Advanced Technology, Registrar (ETCIAT), 1450 Energy Park Dr., St. Paul, MN 55108-5299, 800-638-6590.

12,13—OS/2: Inside and Out; Denver; contact Digital Consulting Inc., 6 Windsor St., Andover, MA 01810, 617-470-3880.

12-14—Desktop Publishing and Beyond: Electronic Publishing as a Corporate Strategy; Washington, DC; contact Technology Transfer Institute, 741 Tenth St., Santa Monica, CA 90402, 213-394-8305.

12-15—Data Communications: Components, Systems and Networks; San

Francisco; contact the Institute for Advanced Technology, Registrar (ETCIAT), 1450 Energy Park Dr., St. Paul, MN 55108-5299, 800-638-6590.

12-15—CASE '88; Cambridge, MA; contact Pamela Meyer, Index Technology Corp., One Main St., Cambridge, MA 02142, 617-494-8200.

13-15—Relational Database Management Systems: A Comparative Analysis; Minneapolis/St. Paul; contact the Institute for Advanced Technology, Registrar (ETCIAT), 1450 Energy Park Dr., St. Paul, MN 55108-5299, 800-638-6590.

14,15—Connectivity for Personal Computers; Detroit; contact the Institute for Advanced Technology, Registrar (ETCIAT), 1450 Energy Park Dr., St. Paul, MN 55108-5299, 800-638-6590; also July 28-29 in Pittsburgh.

18-20—Laser Optical Systems: Image Technology and Its Implementation; Orlando, FL; contact Technology Transfer Institute, 741 Tenth St., Santa Monica, CA 90402, 213-394-8305.

18-20—Voice/Data Integration and ISDN; New York; contact the Institute for Advanced Technology, Registrar (ETCIAT), 1450

Energy Park Dr., St. Paul, MN 55108-5299, 800-638-6590.

19,20—Software Engineering and CASE Technology; Seattle; contact Digital Consulting Inc., 6 Windsor St., Andover, MA 01810, 617-470-3880.

19-22—Benchmarking MVS Systems; Washington, DC; contact Technology Transfer Institute, 741 Tenth St., Santa Monica, CA 90402, 213-394-8305.

20-22—Data Communications Network Design and Optimization; Denver; contact the Institute for Advanced Technology, Registrar (ETCIAT), 1450 Energy Park Dr., St. Paul, MN 55108-5299, 800-638-6590.

25,26—How to Manage Software Engineering Projects; Dallas; contact Digital Consulting Inc., 6 Windsor St., Andover, MA 01810, 617-470-3880.

25-28—Queueing Systems and Computer Applications; Orlando, FL; contact Technology Transfer Institute, 741 Tenth St., Santa Monica, CA 90402, 213-394-8305.

27-29—Introduction to Data Communications; Los Angeles; contact Technology Transfer Institute, 741 Tenth St., Santa Monica, CA 90402, 213-394-8305.

BUS STOP

MAKING VME MATCH THE SPECS

Are you planning on adding a VME crate to your system and worried about overall operation? Then you might want to consider calling C&C Marketing at 312-879-7003 and asking about Concise Technology's CVMEBs1 VMEbus Stimulator. This \$1,995 bus tool slips into any VME bus slot—including slot one—and lets you activate critical bus signals, set interrupts, and slow the machine operation to monitor bus operation.

TAPING UP THE PROBLEMS

Here are some things you might be interested in. Remember the Kennedy Co. (Monrovia, CA)? You may have one of its tape drives and you might have been worried that the company fell off the face of the earth. Not so. The company, purchased by Shugart Corp. (Irvine, CA), is doing well with the Model 9610, a nine-track, .5-in., SCSI, streaming tape drive. If you are using a .25-in. tape drive, however, and are anxious to ensure its proper operation, you might want to call Steve King at KCS Computer Services Inc. (Huntington Beach, CA). Mr. King has informed *Hardcopy* that KCS has developed a proprietary head-alignment tool and procedure designed specifically for the small tape drives.

WHAT IS DEC UP TO NOW?

Expect to see a number of exciting things come from the people in Marlboro before too many more months go by. Our insiders tell us that DEC is working hard at developing an AT-bus extension for the MicroVAX 2000 and similar boxes. Additionally, the company is scouting various vendors for OEM products that fit on the VME bus, including 68030 microprocessor boards that run, believe it or not, real UNIX.

MAGIC IN THE STORAGE DEVICES

The next 18-24 months promise to be interesting indeed—especially if you're interested in the latest storage devices being worked on or those that are just finding their way into the marketplace. The list includes start-up Insite Peripherals (Santa Clara, CA) that is developing a 2.8-in., 100-Mbyte drive that uses an optical sensor mounted on a floppy-like transducer. The idea is to write thin, read wide, and possibly, use 3M Corp.'s Stretched-Surface Recording (SSR) media material. Additionally, Sony Corp. (Tokyo) is claiming to have equally impressive optical drives to match those offered by Maxtor (see "George Langworthy's Insights to Optical Storage," *StorAGE*, page 14, this issue). Like Maxtor, Sony is using magneto-optic technology and says that it is ready to ship.

SCIENTIFIC MICRO SYSTEMS: TIGHTENING THE BELT


Those of you who follow the ebb and flow of the financial stability of high-tech companies have probably been fascinated by the troubles of Scientific Micro Systems Inc. (Mountain View, CA). The company was doing well with DEC-compatible add-ons and made a name for itself as a stable supplier of SCSI protocol chips. But, with the acquisition of SuperMacs—the Macintosh add-on people—uncontrolled growth and losses as great as \$10 million in Europe resulted. The upshot has been the stepping down of CEO Charles Matthews (now with DAT start-up, GigaTape, in San Diego) and the undertaking of a massive reorganization of the business and operating profile of the company. According to company insiders, a \$40 million deficit exists with \$20 million in credit and \$20 million owed to vendors. What is expected is an 18-month pay-down scheme to be worked out and a selling off of SuperMacs—expected to take place this month.

BIG BLUE SWIMS IN THE SILVERLAKE

Come the 21st of this month, IBM will be opening its doors to the press and to customers to view the much-rumored Silverlake system. The new system, dubbed System 40, is based on the system 3x architecture and will stress system-to-system connectivity. But the big question has been: Will it use the Cipher/IBM 3480-look-alike, .5-in. tape drive? The answer is: No. IBM has decided to offer the system with one of two drive configurations: either a Cipher Data I 880, or a Telex Model 9270, both with the Intelligent Peripheral Interface (IPI). And yes, expect to see capability to support a wide range of communication devices.


CMD PERFORMANCE

Intelligent SCSI Host Adapters




CQD200 CDU700

High-Speed ESDI Controller




CQD300

"Q-Card™", On-Board Q-Bus Disk Subsystem



CQD100

"U-Card™", On-Board Unibus Disk Subsystem



CDU600

MSCP Compatible Controllers and Subsystems For MicroVAX, MicroPDP-11, LSI-11, PDP-11, VAX.

CQD100 (Q-Bus), CDU600 (Unibus) —

A cost effective disk subsystem that consists of on-board 3½ inch drive(s) and an MSCP compatible controller. Formatted Capacity: 20MB-140MB/disk.

CQD300 (Q-Bus) —

A high performance dual wide MSCP disk controller that interfaces up to two ESDI drives with 15MHz transfer rate.

CQD200 (Q-Bus), CDU700 (Unibus) —

An intelligent SCSI host adapter that offers the best solution to bridging between DEC MSCP/TMSCP protocols and SCSI magnetic disk, magnetic tape and helical scan cartridge tape.

Disk Drives Supported: CDC, CENTURY, CONNER, FUJITSU, MAXTOR, MICROPOLIS, PRIME, RODIME, SIEMENS ...

Tape Drives Supported: EXABYTE (2.3GB), ARCHIVE, CALIPER, CDC, FUJITSU, KENNEDY, WANGTEK ...

All the above controllers feature a user-friendly on-board utility for formatting and configuration.



**CMD
TECHNOLOGY
INC.** CIRCLE 385 ON READER CARD



For more information or to order call:

1-800-4-CMD-TEC
(1-800-426-3832)


3851 South Main Street • Santa Ana, California 92707 • (714) 549-4422 • FAX: (714) 549-4468

DEC, MSCP, MicroVAX, MicroPDP-11, LSI-11, PDP-11, Q-Bus, Unibus are trademarks of Digital Equipment Corporation. Q-Card, U-Card, and CQD are trademarks of CMD Technology, Inc.

RAF PRINT SERVER. 'THE ELIMINATOR!'



**INTRODUCING THE MOST COST-EFFECTIVE, EFFICIENT WAY
TO CONNECT PRINTERS TO YOUR VAX NETWORK.**



Datability presents RAF Print Server—a technological breakthrough that enables standard, local PC printers to act and serve as VAX network printers.

RAF Print Server changes the way a normal, locally connected printer operates, transforming it from a single-user PC printer to a shared access network printer, exactly as if the printer was hung from a terminal server instead of the PC. Best of all, your PC can continue to function as a regular PC because RAF Print Server works invisibly in the background.

**RAF PRINT SERVER ELIMINATES THE NEED FOR
TERMINAL SERVERS.**

No longer do you need to use a terminal server to put a printer on your network. In a matter of minutes, your local PC printer can be transformed into a shared network printer, available to all VAX and PC users.

RAF PRINT SERVER ELIMINATES WIRING.

No longer is it necessary to run separate printer wiring in addition to your Ethernet cabling. A printer merely connects to the closest PC without any office disruption.

RAF PRINT SERVER ELIMINATES COSTLY EXPENDITURE.

With RAF Print Server, the cost per printer connection drops more than 40% for most installations. And you're assured the flexibility to connect additional printers to your network with even greater savings.

Economy. Efficiency. Flexibility. They add up to make RAF Print Server a product that's simply unmatched in the marketplace.

DATABILITY

1-800-DIAL-DSS

In New York: (212) 807-7800

Datability Software Systems, Inc.

322 Eighth Avenue, New York, NY 10001

All product names are registered trademarks of their respective manufacturers.

CIRCLE 426 ON READER CARD